

Service Instructions for Diplomat Dental Units

Model One 200



Date: 01/09/2023
Revision: 1.0

TABLE OF CONTENTS

1	PRODUCT DATA	10
1.1	Intended use of the dental unit.....	11
1.1.1	Product description	11
1.2	Technical details	12
1.2.1	Chair cradle function range.....	13
1.3	General conditions	14
1.4	Symbols used.....	14
1.5	Label placement.....	14
1.8	Main parts of the dental unit	15
1.9	MODEL ONE 200 package weight.....	17
2	CONTROL PANEL.....	19
2.1	Control panel ONE plus	20
2.1.1	Home screen on the ONE plus display	21
2.2	Control panel ONE.....	22
2.2.1	List of messages on the ONE seven-segment display	23
2.3	Arrangement of instruments	24
2.3.1	Determining the order of instruments on Dentist control panel	24
2.3.2	Determining the order of instruments on Assistant's console	24
	Organization of the TECHNICAL SECTION.....	25
	Ordering spare parts	26
	List of abbreviations	27
	TECHNICAL SECTION.....	28
A	CUSPIDOR BLOCK.....	30
1	CUSPIDOR BLOCK LIFT – COVERS	32
2	CUSPIDOR BLOCK LIFT – COLOUR KIT	33
3	CUSPIDOR BLOCK WITH ROTARY BOWL WITHOUT FUNNEL – A658-350-001-0.....	34
3.1	UNDERBOWL ACCESSORIES WITHOUT SENSORS - A653-350-021-1	40
3.2	UNDERBOWL GRIP– A658-350-053-0.....	41
3.3	BOTTLE HEAD – ASSEMBLY – A658-350-061-0.....	43
4	CUSPIDOR BLOCK WITH ROTARY BOWL, FUNNEL – HYGIENE – A658-350-003-0.....	44
4.1	UNDERBOWL ACCESSORIES WITHOUT SENSORS - A653-350-021-1	50
4.2	UNDERBOWL GRIP– A658-350-053-0.....	52
4.3	ACCESSORY WITH EXTERNAL CONNECTORS - A658-001-050-0.....	53
4.4	FUNNEL WITH TENSOMETER – A658-350-062-0	55
5	CUSPIDOR BLOCK WITH ROTARY BOWL, FUNNEL WITHOUT TENSOMETER – A658-350-004-0.....	56
5.1	UNDERBOWL GRIP– A658-350-053-0.....	62
5.2	ACCESSORY WITH EXTERNAL CONNECTORS - A658-001-050-0.....	63
5.3	FUNNEL WITHOUT TENSOMETER – A658-350-064-0.....	64
6	CUSPIDOR BLOCK WITH FIXED BOWL – A658-350-002-0.....	65
6.1	BOTTLE HEAD – ASSEMBLY – A658-350-061-0.....	71
6.2	FIXED BOWL UNDERBOWL – A658-350-063-0.....	72
7	FIXED BOWL COMPLETE - A657-350-040-0	73

8	ROTARY BOWL, COMPLETE - A653-350-040-1	74
9	CHAIR LIFT WITH FRAME – A658-001-000-0.....	75
9.1	TROLLEY WITH BEARINGS – A658-001-001-0.....	79
10	BASE PLATE MODEL ONE 200 ASSEMBLY – A658-070-000-0	81
11	OTHERS	82
11.1	ASSEMBLY DOOR – DIPLOMAT – A658-350-050-0	82
11.2	ASSEMBLY DOOR – TECNO GAS – A658-350-051-0	83
11.3	BOTTLE DEPRESSURIZING ACCESSORY - A658-350-055-0	84
11.4	ACCESSORY WITHOUT WATER REGULATION ROTARY BOWL – A658-006-000-0.....	85
11.5	ACCESSORY WITHOUT WATER REGULATION FIXED BOWL – A658-007-000-0.....	86
11.6	ACCESSORY WITHOUT WATER REGULATOR – A658-001-022-0.....	88
11.7	ACCESSORY WATER REGULATOR - A658-008-000-0.....	89
11.8	ACCESSORY WATER REGULATOR WITH FIXED BOWL – A658-009-000-0.....	90
11.9	AIR REGULATOR - A653-150-031-0.....	92
12	VALVES.....	93
12.1	VALVE V365B01G-ZE30A, M5x12 24V DC – ASSEMBLY 3 - A653-350-008-0.....	93
12.2	VALVE SIRAI ZB10A ASSEMBLY - A653-350-070-0.....	94
12.3	VALVE SIRAI ZB10A FLUSH ASSEMBLY - A653-350-071-0	95
A1	CUSPIDOR BLOCK ACCESSORIES.....	96
1	DURR SUCTION CONTROL	99
1.1	TWO DURR FILTERS ACCESSORIES – A658-361-000-0	99
1.2	ACCESSORIES OF ONE FILTER DURR WITH LA AND SA WITH VALVE – A658-362-000-0	102
1.3	ACCESSORIES OF ONE FILTER DURR WITH LA WITH VALVE – A658-363-000-0	104
1.4	ACCESSORIES OF ONE FILTER DURR WITH LA AND SA WITHOUT VALVE – A658-364-000-0....	105
1.5	ACCESSORIES OF ONE FILTER WITH LA WITHOUT VALVE – A658-365-000-0.....	106
2	CATTANI SEPARATOR ACCESSORY	107
2.1	CATTANI SEPARATOR ACCESSORY – A658-390-000-0.....	107
2.2	CATTANI SEPARATOR ACCESSORY – ONE FILTER – A658-391-000-0	109
3	METASYS MST1, ECO L1 ACCESSORIES	111
3.1	AMALGAM SEPARATOR ACCESSORIES METASYS MST1 – A658-400-000-0.....	111
3.2	AMALGAM SEPARATOR ACCESSORIES METASYS ECO L1 - A658-401-000-0.....	113
3.3	AMALGAM SEPARATOR ACCESSORIES METASYS MST1 – 1 FILTER – A658-402-000-0	115
3.4	AMALGAM SEPARATOR ACCESSORIES ECO L1 – 1 FILTER – A658-403-000-0.....	117
4	DURR CAS1, CS1, 1 VALVE, 2 VALVES ACCESSORIES	119
4.1	AMALGAM SEPARATOR ACCESSORY DURR CAS1 – A658-410-000-0.....	119
4.2	AMALGAM SEPARATOR ACCESSORY DURR CS1 – A658-411-000-0	121
4.3	WET SUCTION ACCESSORIES DURR – 1 VALVE - A658-412-000-0.....	123
4.4	WET SUCTION ACCESSORIES DURR – 2 VALVES – A658-413-000-0	124
4.5	AMALGAM SEPARATOR ACCESSORY DURR CAS1 – 1 FILTER – A658-415-000-0.....	126
4.6	AMALGAM SEPARATOR ACCESSORY DURR CS1 – 1 FILTER – A658-416-000-0	128
4.7	WET SUCTION ACCESSORIES DURR – 1 VALVE – 1 FILTER – A658-417-000-0	130
4.8	WET SUCTION ACCESSORIES DURR – 2 VALVES – 1 FILTER – A658-418-000-0.....	131
5	OTHER ACCESSORIES	133
5.1	EJECTOR ACCESSORY IN CB - A658-430-000-0	133
5.2	LARGE EJECTOR ACCESSORIES - A658-431-000-0	135
5.3	CENTRAL ACCESSORIES - A658-450-000-0	137
5.4	WATER HEATER ACCESSORIES - A658-481-000-0	138
6	DISINFECTION AND DECONTAMINATION	140
6.1	DECONTAMINATION ACCESSORY - A658-470-000-0.....	140
6.2	DISINFECTION ACCESSORY WITH FUNNEL – A658-471-000-0	143
6.3	DEPRESSURIZATION BOTTLE ACCESSORY – A658-473-000-0.....	146
6.4	WEK ACCESSORY - A658-485-000-0	147
7	VALVES.....	149

7.1	VALVE SIRAI ZB10A ASSEMBLY - A653-350-070-0	149
7.2	VALVE SIRAI ZB10A LARGE EJEKTOR - A653-350-073-0	150
7.3	VALVE V365B01G-ZE30A – ASSEMBLY 2 - A653-450-020-0	151
7.4	CHECK VALVE, ASSEMBLY - A653-450-021-0	151
7.5	VALVE Z031C ASSEMBLY - A653-470-150-0	152
7.6	VALVE V365B01G-ZE30A, M5x12 24V DC – ASSEMBLY 3 - A653-350-008-0	153
7.7	VALVE V365B01G-ZE30A, M5x12 24 V DC – ASSEMBLY 3 - A653-350-008-0	154
8	SUCTION SYSTEMS – ADDITIONAL ITEMS	155
B	CHAIR	156
1	CHAIR WITH 3rd MOVEMENT – A517-001-000-0.....	157
2	CHAIR WITHOUT 3rd MOVEMENT – A517-002-000-1	161
3	HEADRESTS	165
3.1	HEADREST 2D – A516-101-000-0	165
3.2	HEADREST 3D – A516-100-000-0	167
4	ARMRESTS	169
4.1	ARMREST RIGHT – A516-200-000-0.....	169
4.2	ARMREST LEFT – A516-201-000-0.....	170
5	UPHOLSTERED AND SEAMED PARTS.....	171
5.1	KIT SEAMLESS UPHOLSTERY STANDARD – A653-999-037-0	172
5.2	KIT SEAMLESS UPHOLSTERY SPECIAL_SPECIAL PLUS – A653-999-038-0	172
5.3	KIT SEAMED UPHOLSTERY – A653-999-039-0	173
5.4	KIT SEAMED UPHOLSTERY SPECIAL_SPECIAL PLUS – A653-999-041-0.....	173
5.5	KIT SEAMED UPHOLSTERY ACTIVE FOAM PREMIUM – A653-999-040-0.....	174
5.6	KIT UPHOLSTERY ATTACHMENT NON-CONVERTIBLE UNIT – A653-999-079-0.....	174
6	CHAIR COVER – A517-010-000-0.....	175
6.1	SEAT FRAME COVER – A516-001-060-0	176
6.2	REAR BACKREST - A516-001-038-0	177
7	CHAIR ACCESSORIES	178
7.1	CHILD BOOSTER SEAT - ME283000.077	178
7.2	PROTECTIVE SEAT - ME285000.120	178
7.3	PROTECTIVE SEAT COVER.....	178
7.4	ACC. FIXED SEAT MOUNTING - A516-001-049-0	179
7.5	KIT BACKREST – POSITION CHANGE - A653-999-071-0.....	180
C	ASSISTANT'S ARM.....	181
1	ASSISTANT'S ARM	182
1.1	ASSISTANT'S ARM SIMPLE – ONE 200 – A658-550-000-1.....	182
1.2	ASSISTANT'S ARM LONG – ONE 200 – A658-551-000-1	183
1.3	SALIVA EJECTOR HOLDER – A658-552-000-0.....	185
2	ASSISTANT'S CONSOLE WITH DOUBLE BUTTON – A657-570-001-0	186
3	ASSISTANT'S CONSOLE WITH KEYBOARD – A657-570-002-0	188
3.1	SP ASSISTANT'S TABLE + KEYBOARD - A653-999-007-0	190
4	ASSISTANT'S ARM ACCESSORIES	190
4.1	BLINDING OF VACANT POSITION ACCESSORY – A653-600-001-0	190
4.2	SYRINGE ACCESSORIES	191
4.3	KIT - SYRINGE REINSTALLING.....	199
4.4	DIPLOMAT CAMERA ACCESSORIES.....	199
4.5	PLM ACCESSORIES.....	201
4.6	OTHER ACCESSORIES.....	208
5	VALVES.....	213
5.1	VALVE Z031C ASSEMBLY - A653-470-150-0.....	213
D	DENTIST'S PANTOGRAPH	214

1	DENTIST'S ARM ONE 200 – A658-050-000-0	215
E	DENTIST'S CONTROL PANEL UPPER HOSE DELIVERY SYSTEM.....	217
1	CONTROL PANEL.....	218
1.1	CONTROL PANEL 5I U – A657-150-001-0.....	218
1.2	DISPLAY ONE PLUS ACCESSORY – A657-150-002-0.....	223
1.3	DISPLAY 7 SEGMENT – ONE ACCESSORY – A657-150-003-0	224
2	SETS FOR ROTARY INSTRUMENTS	225
2.1	SET FOR 2 ROTARY INSTRUMENTS – A653-150-032-0	225
2.2	SET FOR 3 ROTARY INSTRUMENTS – A653-150-033-0	225
3	WHIP ACCESSORY	226
3.1	WHIP DETENT ACCESSORY - A657-294-001-0.....	226
3.2	KIT FOR WHIP INSTALL – 5I – A653-999-027-0	227
3.3	KIT FOR WHIP WITH DETENT – 5I - A653-999-028-0	228
4	TRAY CONSOLE	229
4.1	DENTIST'S TRAY CONSOLE – A653-300-001-2	229
E1	DENTIST'S CONTROL PANEL UPPER HOSE DELIVERY SYSTEM – ACCESSORY	230
1	SYRINGES ACCESSORY	231
1.1	ACC. SYRINGE MINILIGHT 6F IN CP – A657-160-001-0.....	231
1.2	ACC. SYRINGE MINIM., MINIAS. AND MINILIGHT 3F IN CP– A657-161-001-0	233
1.3	ACC. HYGIENE FOR SYRINGE IN CP – A657-162-001-0	234
2	TURBINE ACCESSORY	236
2.1	ACC. TURBINES WITH LIGHT AND NON-LIGHT HOSE - A657-170-001-0.....	236
2.2	ACC. TURBINE WITH REGULATION – A657-171-001-0	238
2.3	ACC. 2 TURBINES WITH REGULATION – A657-173-001-0	240
3	MOTORS ACCESSORY	242
3.1	ACC. MICROMOTORS DX AND DX BLUE – A657-180-001-0	242
3.2	ACC. MICROMOTORS DX PRO AND DX PRO BLUE – A657-181-001-0.....	246
3.3	2 MICROMOTORS ACCESSORY – A657-180-030-0	250
4	SCALERS ACCESSORY.....	251
4.1	UOZK EMS FS-432 LED ACCESSORY – A657-200-001-0.....	251
4.2	UOZK EMS FS-433 ACCESSORY – A657-201-001-0	253
4.3	UOZK EMS LIGHT FS-367 ACCESSORY – A657-202-001-0.....	255
4.4	UOZK SATELEC ACTEON XINETIC ACCESSORY – A657-210-001-0.....	257
4.5	UOZK SATELEC NEWTRON ACCESSORY – A657-211-001-0.....	259
4.6	UOZK SATELEC NEWTRON LED ACCESSORY – A657-212-001-0	262
4.7	UOZK LM PROPOWER C ULTRALED ACCESSORY – A657-220-001-0	264
4.8	UOZK NSK ACCESSORY – A657-230-001-0.....	266
4.9	UOZK NSK VA 170 LED-LUX ACCESSORY – A657-231-001-0.....	268
4.10	UOZK WOODPECKER ACCESSORY – A657-240-001-0.....	270
5	PLM MONITEX, MECTRON.....	272
5.1	PLM MECTRON IN CP ACCESSORY – A657-280-001-0.....	272
5.2	PLM MONITEX IN CP ACCESSORY – A657-281-001-0.....	274
6	WATER REGULATOR.....	276
6.1	WATER REGULATOR FOR INSTRUMENTS – A657-150-004-0	276
7	VALVES.....	277
7.1	ELM. VALVE SIRAI COMPLETE – A653-150-020-0	277
7.2	ELM. VALVE SIRAI 1 COMPLETE – A653-150-022-0	278
7.3	ELM. VALVE SIRAI 3 COMPLETE – A653-150-021-0	279
7.4	ELM. VALVE SIRAI 4 COMPLETE – A653-150-023-0	280
F	DENTIST'S CONTROL PANEL LOWER HOSE DELIVERY SYSTEM	281
1	CONTROL PANEL.....	282

1.1	CONTROL PANEL 5I L – A657-700-001-0	282
1.2	DISPLAY ONE PLUS ACCESSORY – A657-150-002-0	285
1.3	DISPLAY 7 SEGMENT – ONE ACCESSORY – A657-150-003-0	286
2	BLINDING OF VACANT POSITION	287
2.1	BLINDING OF VACANT POSITION ACCESSORY – A653-600-001-0	287
3	SETS FOR ROTARY INSTRUMENTS	287
3.1	SET FOR 2 ROTARY INSTRUMENTS – A653-150-032-0	287
3.2	SET FOR 3 ROTARY INSTRUMENTS – A653-150-033-0	288
4	TRAY CONSOLE	289
4.1	TRAY CONSOLE SIDED STRAIGHT – A653-301-000-0	289
4.2	TRAY CONSOLE LOWER HOSE D.S. – A653-310-001-0	290
F1	DENTIST'S CONTROL PANEL LOWER HOSE DELIVERY SYSTEM – ACCESSORY.....	291
1	SYRINGES ACCESSORY	292
1.1	ACC. SYRINGE MINILIGHT 6F IN CP – A657-760-001-0	292
1.2	ACC. SYRINGE MINIM., MINIAS. 3F IN CP – A657-761-001-0	294
1.3	ACC. SYRINGE MINILIGHT 3F IN CP – A657-763-001-0	295
1.4	ACC. HYGIENE FOR SYRINGE IN CP – A657-762-001-0	296
2	TURBINE ACCESSORY	298
2.1	ACC. TURBINES WITH LIGHT AND NON-LIGHT HOSE - A657-770-001-0	298
2.2	ACC. TURBINE WITH REGULATION – A657-771-001-0	300
2.3	ACC. 2 TURBINES WITH REGULATION – A657-773-001-0	301
3	MOTORS ACCEORY	303
3.1	ACC. MICROMOTORS DX AND DX BLUE – A657-780-001-0	303
3.2	ACC. MICROMOTORS DX PRO AND DX PRO BLUE – A657-781-001-0	307
3.3	2 MICROMOTORS ACCESSORY – A657-180-030-0	311
4	SCALERS ACCESSORY	312
4.1	UOZK EMS FS-432 LED ACCESSORY – A657-800-001-0	312
4.2	UOZK EMS FS-433 ACCESSORY – A657-801-001-0	314
4.3	UOZK EMS LIGHT FS-367 ACCESSORY – A657-802-001-0	316
4.4	UOZK SATELEC ACTEON XINETIC ACCESSORY – A657-810-001-0	319
4.5	UOZK SATELEC NEWTRON ACCESSORY – A657-811-001-0	321
4.6	UOZK SATELEC NEWTRON LED ACCESSORY – A657-812-001-0	323
4.7	UOZK LM PROPOWER C ULTRALED ACCESSORY – A657-820-001-0	325
4.8	UOZK NSK ACCESSORY – A657-830-001-0	327
4.9	UOZK NSK VA 170 LED-LUX ACCESSORY – A657-831-001-0	329
4.10	UOZK WOODPECKER ACCESSORY – A657-840-001-0	331
5	PLM MONITEX, MECTRON	333
5.1	PLM MECTRON IN CP ACCESSORY – A657-880-001-0	333
5.2	PLM MONITEX IN CP ACCESSORY – A657-881-001-0	335
6	WATER REGULATOR	337
6.1	WATER REGULATOR FOR INSTRUMENTS – A657-150-004-0	337
7	VALVES.....	338
7.1	ELM. VALVE SIRAI COMPLETE – A653-150-020-0	338
7.2	ELM. VALVE SIRAI 1 COMPLETE – A653-150-022-0	339
7.3	ELM. VALVE SIRAI 3 COMPLETE – A653-150-021-0	340
7.4	ELM. VALVE SIRAI 4 COMPLETE – A653-150-023-0	341
G	POSTS, MONITOR HOLDERS.....	342
1	FIXED POST	343
1.1	LIGHT POST FOR MONITOR AND TRAY TABLE – A657-090-000-0	343
1.2	LIGHT POST FOR TRAY TABLE – A657-090-001-0	344
2	TRAY TABLE AT POST	345
2.1	TRAY CONSOLE AT CENTRAL POST – A657-040-001-0	345

3	MONITOR HOLDER.....	346
3.1	MONITOR ARM – A657-100-000-0.....	346
3.2	ACC. MONITOR SOURCE - A658-002-000-0.....	347
3.3	ACC. BLACK MONITOR SOURCE - A658-002-001-0	348
4	MONITOR KITS	349
4.1	KIT MONITOR ARM FOR DIVIDED HOLDER – A657-999-011-0	349
4.2	KIT MONITOR ARM FOR UNDIVIDED HOLDER – XENOS – A657-999-012-0	349
4.3	KIT MONITOR ARM FOR UNDIVIDED HOLDER – FARO – A657-999-013-0	350
H	PANTOGRAPHIC LIGHT ARM, DENTAL LIGHT	351
1	PANTOGRAPHIC ARM	352
1.1	PANTOGRAPHIC XENOS LIGHT ARM – UNDIVIDED – A657-020-000-1	352
1.2	PANTOGRAPHIC XENOS LIGHT ARM– WITH DIVIDED POST– A657-020-001-1	354
1.3	PANTOGRAPHIC FARO LIGHT ARM – UNDIVIDED - A657-020-002-1	356
1.4	PANTOGRAPHIC FARO LIGHT ARM - WITH DIVIDED POST - A657-020-003-1	358
2	LIGHT	360
2.1	XENOS LIGHT – A653-900-001-0	360
2.2	FARO MAIA LED LIGHT – A657-901-001-0	362
I	FOOT CONTROLLERS.....	364
1	UNIVERSAL FOOT CONTROLLER (UNO) – A653-010-001-1	365
2	COMBINED FOOT CONTROLLER (NOK) – A653-011-001-1	370
3	FOOT CONTROLLER MARQUARDT – A657-011-001-0.....	373
4	FOOT CONTROLLER SWING – A653-012-001-0.....	374
J	OTHER.....	378
1	PARTS FOR INSTALLATION - MODEL ONE 200 – A655-110-001-0	379
M	KITS FOR MAINTENANCE	380
1.1	1 YEAR MODEL ONE REGULAR MAINTENANCE KIT, WITHOUT DURR MEMBRANE - A653-999-074-0	381
1.2	1 YEAR MODEL ONE REGULAR MAINTENANCE KIT, 1 DURR MEMBRANE - A653-999-075-0	382
1.3	1 YEAR MODEL ONE REGULAR MAINTENANCE KIT, 2 DURR MEMBRANES - A653-999-076-0	383
3	ASSEMBLY AND INSTALLATION.....	384
3.1	Pre – installation requirements	385
3.2	Installation plan.....	388
3.3	Commissioning of the dental unit	391
3.4	Water, air, vacuum and drain connections.....	392
3.5	Hoses wiring diagrams.....	396
4	SERVICE SETTINGS, ELECTRICAL CONNECTIONS, SCHEMATICS.....	398
4.1	List of error codes	399
4.2	Description of electronic modules.....	404
4.4	Electrical schematics	416
4.4.1	CHES_GREAT FULL.....	416
4.4.2	CAT_EKO	417
4.4.3	Valve module CAT_EKO.....	417
4.4.4	Suction systems, Boiler - Module CAT_EKO.....	418

4.4.5	PLM Lamps used- Module CAT_EKO.....	418
4.4.6	Assistant Panel AB_PREM CAT_EKO	419
4.4.7	Assistant Panel AB_EKO	419
4.4.8	SB_EKO.....	420
4.4.9	Valve switch SB_EKO.....	420
4.4.10	TB_EKO1	421
4.4.11	Keyboard DP_EKO1	421
4.4.12	Sensors of the Taking of Instruments, Light and Valves	422
4.4.13	DX Motors.....	422
4.4.14	DX PRO Motors.....	423
4.4.15	LM ProPower C, EMS FS-367, EMS FS-432 LED, EMS FS-433, NSK Varios 170.....	423
4.4.16	USS Satelec SP NEWTRON, Satelec SP NEWTRON LED, Satelec Xinetic, Woodpecker N3	424
4.4.17	Syringe, PLM Mectron, Monitex.....	424
4.4.18	Suction systems, Boiler - Module SB_EKO.....	425
4.4.19	PLM Lamps used- Module SB_EKO	425
4.4.20	Assistant Panel AB_PREM SB_EKO.....	426
4.4.21	Hygiene SB_EKO.....	426
4.4.22	Metasys WEK.....	427
4.4.23	Foot Controller UNO, NOK.....	427
4.4.24	Foot Controller SWING, Marquardt.....	428
4.4.25	Dental Light.....	428
4.4.27	Monitor power supply in power block.....	429
4.5	Chair set – up	430
4.6	Safety sensors	432
5	CHECKS OF SETTINGS AND FUNCTIONS	433
6	MAINTENANCE AND REPAIR INSTRUCTIONS	436
6.1	Maintenance	437
6.2	Lubrication	437
6.3	Inspections during the warranty period.....	437
6.4	Post-warranty inspections and technical audits:.....	437
6.5	WEK servicing	437
7	CLEANING, DISINFECTION, STERILISATION.....	438
8	CLAIMS.....	439
8.1	Warranty claims involving spare parts through DIPLOMAT TEC+ app.....	439
8.2	Warranty claims involving spare parts through Ticket portal	442
8.3	Warranty conditions	443
8.4	Warranty periods.....	443

1 PRODUCT DATA

1.1 Intended use of the dental unit

The dental unit is used to support and position the patient, to supply the necessary leads for instruments and for dental treatment of the patient by the dentist. The dental unit is a device comprised of individual elements, devices and instruments that create a functional unit for dental treatment.

Only a trained dentist is permitted to use the dental unit. Installation, set-up and adjustments may only be performed by a qualified and authorised service technician certified to conduct these activities. The conditions for the use of utility services and installation specified in these service instructions must also be met.

1.1.1 Product description

Model ONE 200 is stationary dental units with an integrated chair. The pantographic dentist's table arm and pantographic light arm are attached to the top of the cuspidor block post. The dentist's table is equipped with a keyboard with display used to control the unit's functions. Rotary instruments and the scaler are controlled using a foot controller. The bowl on the cuspidor block is adjusted manually only. The assistant's console arm may be equipped with a saliva ejector, a large and small aspirator, syringe, polymerizing lamp and intra oral camera. The tray table on the pantographic light arm and the arm for the LCD monitor are installed as optional accessories.

Product	Instrument hose routing	Number of instruments	Configuration
Model ONE 200	upper / lower	5	stationary

Parts of the unit in contact with the patient:

- Seat
- Backrest
- Headrest
- Armrest
- Instruments
- Aspirators

Instrument equipment at dentist's element:

- Syringe
- Rotary instruments (together max. 3):
 - Turbine (max. 3)
 - BLDC micro-motor (max. 2)
- Ultrasonic scaler
- Polymerizing lamp

Instrument equipment at assistant's element:

- Saliva ejector
- Small suction hose, big suction hose
- Intra-oral camera
- Syringe
- Polymerizing lamp

i. All instruments except the polymerizing lamp may be equipped with a light.

i. Optional accessories (see the valid price list)

Indications, contraindications for the medical device:

Indications: This equipment is designed to prevent, treat, or ameliorate disease in the patient's oral cavity

Contraindications: none known

Patient profile:

- Age: adult population, children aged 3 and above
- Weight: up to a patient weight of 200 kg
- Health: suitability for treatment and exclusion of the contraindications for the patient occurs during examination by a dentist
- Nationality: not applicable

Body part or type of tissue: patient's oral cavity



Do not use any medical device if you suspect it may be damaged or not working properly. Contact an authorised service technician. Any serious incident that has occurred in relation to the medical device should be reported to the manufacturer and the competent authority of the Member State in which the user or patient is established.



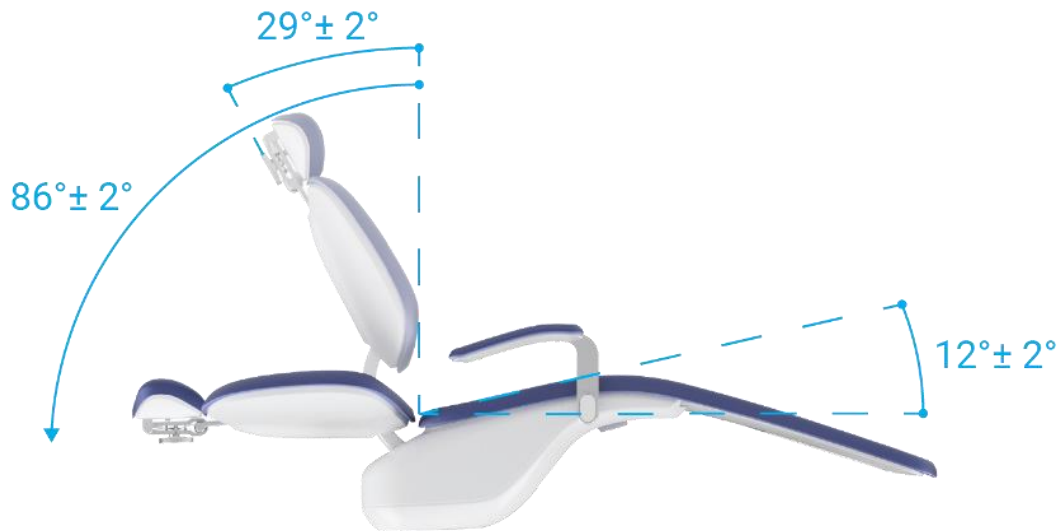
For the information and process of installation the unit, use document: Installation manual for Diplomat Dental units – Model One 200.

1.2 Technical details

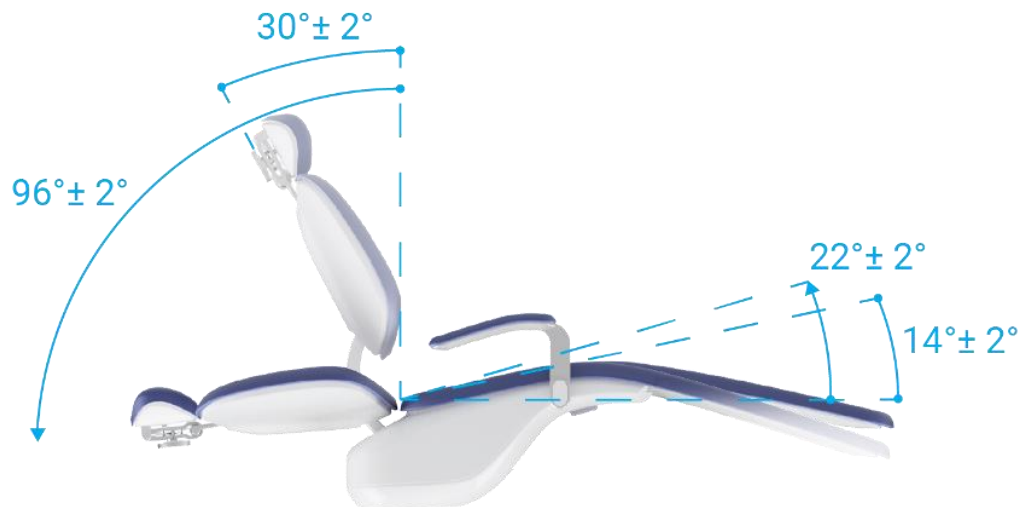
Dental unit	Value
Voltage	220 - 240 V ~ 100 - 127 V ~
Frequency	50/60 Hz
Max. power	400 VA
Supply air pressure	0,45 - 0,8 MPa
Supply water pressure	0,3 - 0,6 MPa
Unit weight, netto (Model ONE 200)	290 + max. 25 kg
Type of protection against electric shock	class I protection device
Level of protection against electric shock	applied parts B
Enclosure rating	IP21
Temperature of water for the cup (if heater is installed)	25 - 35 °C
Capacity of articulated light arm storage table	1,5 kg
Capacity of dentist's panel tray table: <ul style="list-style-type: none"> 290 x 370 mm 	1 kg
Mode of operation	permanent with intermittent loading typical of standard dental work
Chair height above ground: <ul style="list-style-type: none"> Model One 200 	350 mm - 820 mm ± 20 mm
Vertical motion when unloaded	max. 19 s
Backrest motion when unloaded	max. 13 s
Seat recline (with cradle function) when unloaded	max. 13 s
Load capacity of the unit chair (EN ISO 7494-1)	max. 200 kg
Mode of operation	1:9
Chair noise	max. 54 dB

1.2.1 Chair cradle function range

Cradle function range of the backrest and seat in basic version – without cradle function.



Cradle function range of the backrest and seat in the version with cradle function.



1.3 General conditions

The following instruments may be mounted to the control panel:

Condition	Note
At least 1 syringe	
Up to 3 rotary instruments	
Up to 5 light instruments	
Up to 3 turbines	
Up to 2 BLDC micro motors with lights:	Up to 2x DX motors or 2x DX Pro motors Up to 2x DX BLUE motors or 2x DX Pro BLUE motors Up to 2x DX Pro
1 scaler	Scaler
1 polymerising / light curing lamp (LED)	
1 blaster	sand blaster















The following acronyms and abbreviations are used in the manual:

Scaler – ultrasonic scaler (to remove plaque),

PLM – polymerising / light curing lamp,

BLDC motor – brushless motor

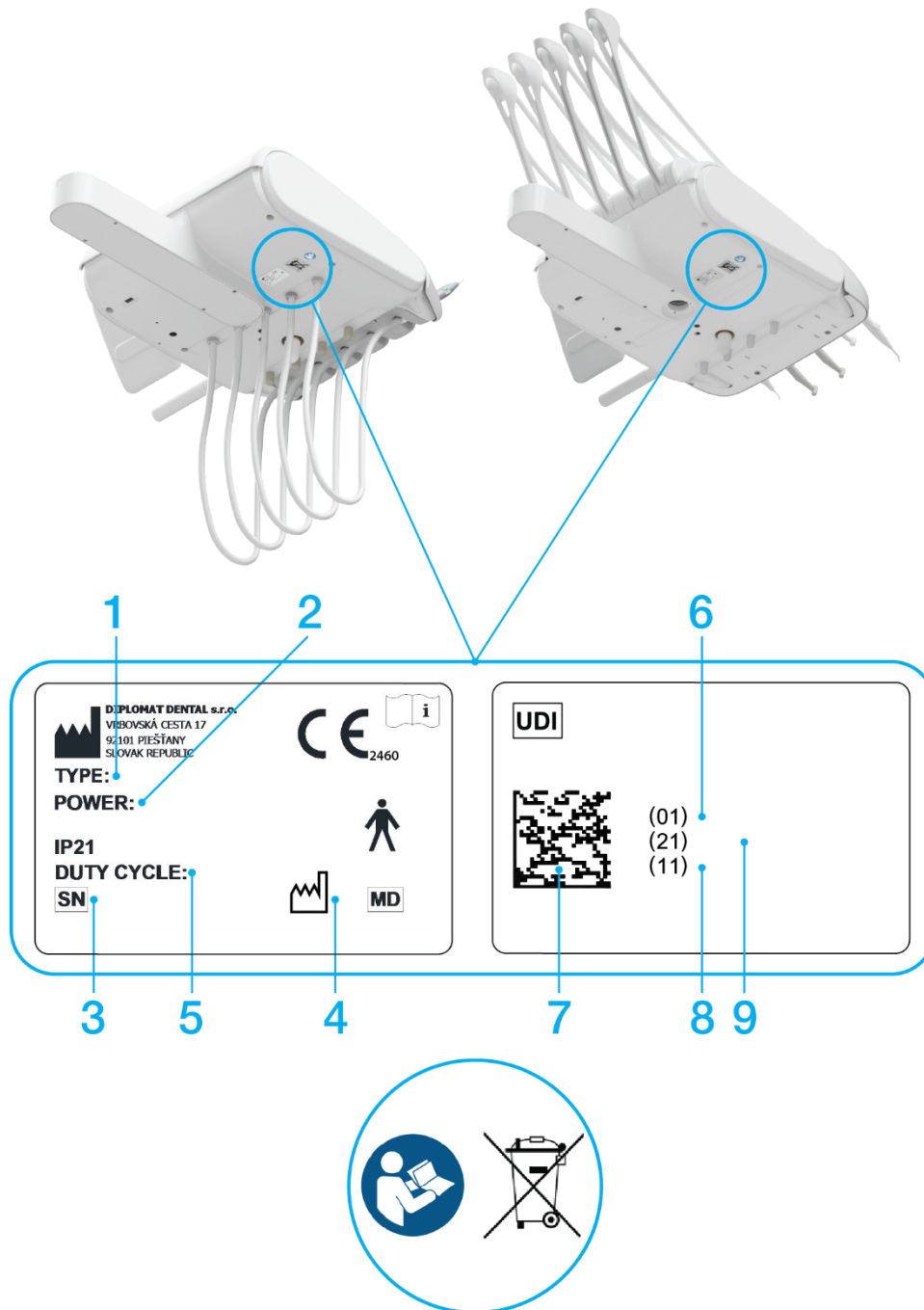
1.4 Symbols used

Symbol	Description	Symbol	Description
	Attention, Warning		Applied part type B
	Note	IP21	Level of moisture protection
	Serial number		CE marking – product meets EU legislative requirements
	See the Manual		Sterilisable in a steam sterilizer (autoclave) at 135°C
	Manufacturing date		The equipment is classified as hazardous waste – please dispose of the equipment at an authorised waste collection
	Manufacturer		Class II protection device
	Proceed according to the Manual		Medical device
			Unique Device Identifier

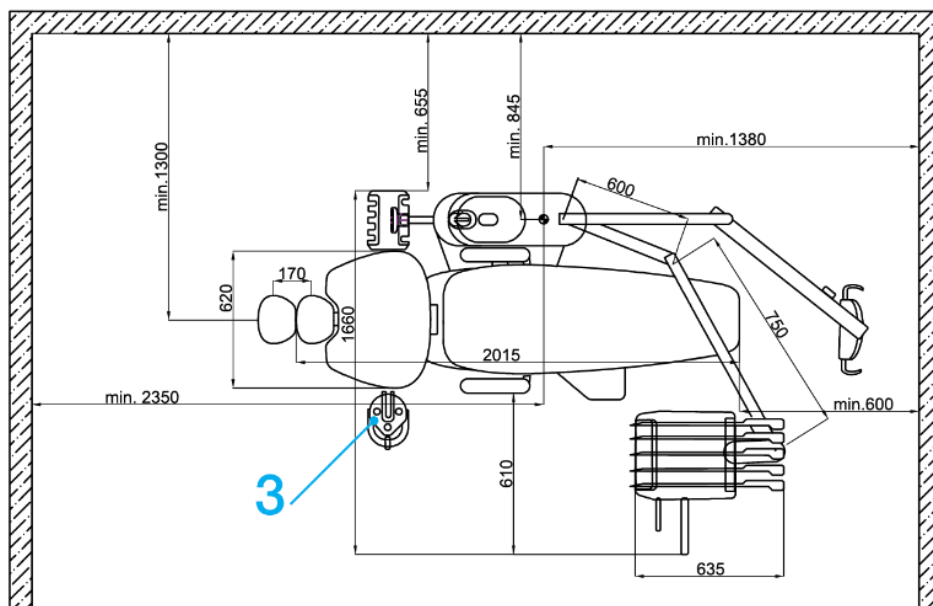
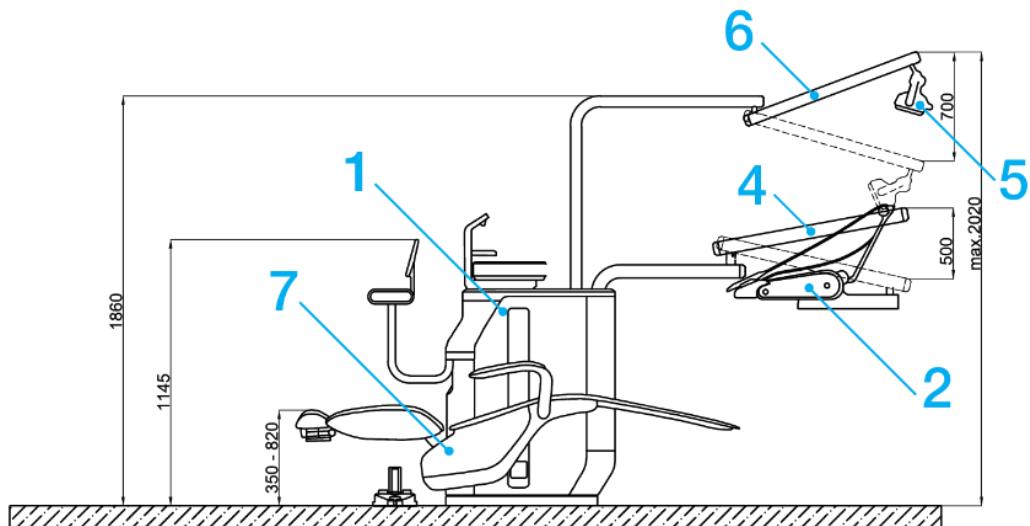
1.5 Label placement

Label description:

- | | |
|---|-------------------|
| 1. Identification of dental unit production | 6. GTIN number |
| 2. Basic electrical parameters | 7. GS1 datamatrix |
| 3. Serial number | 8. Serial number |
| 4. Date of made | 9. Date of made |
| 5. Chair operation mode | |



1.8 Main parts of the dental unit



1. Cuspidor with assistant's console arm
2. Control panel
3. Foot controller
4. Pantographic control panel arm

5. Operating light
6. Pantographic light arm
7. Dental chair

1.9 MODEL ONE 200 package weight

Kit part packaging

FOREIGN PACKAGING

Packaging pallet + crate blanks	A655-950-007-0
External dimensions	1580x1080x v:760mm
Weight of the set netto	115 kg + max. 5 kg according to the design
Weight of the set brutto	150 kg + max. 25 kg according to the design

OVERSEAS PACKAGING

Packaging pallet + box blanks /dried/	A655-950-010-0
External dimensions	1580x1080x v:760mm
Weight of the set netto	115 kg + max. 5 kg according to the design
Weight of the set brutto	150 kg + max. 25 kg according to the design

Packaging of the chair part

FOREIGN PACKAGING

Packaging pallet + crate blanks	A655-950-011-0
External dimensions	1250x1000x v:1230mm
Weight of the chair part netto	175 kg + max. 25 kg according to the design
Weight of the chair set bruto	210 kg + max. 50 kg according to the design

OVERSEAS PACKAGING

Packaging pallet + box blanks /dried/	A655-950-012-0
External dimensions	1250x1000x v:1230mm
Weight of the chair part netto	175 kg + max. 25 kg according to the design
Weight of the chair set bruto	210 kg + max. 50 kg according to the design

Packaging of separate upholstery

PACKING

Packaging cardboard box	A516-400-003-0
External dimensions	1400x650x v:450mm
Package weight brutto	20 + max. 5kg

Display board packaging**FOREIGN PACKAGING**

Packaging pallet + crate blanks	A516-400-008-0
External dimensions	1250x1000x v:235mm
Weight of the board brutto	75 kg + max. 5 kg

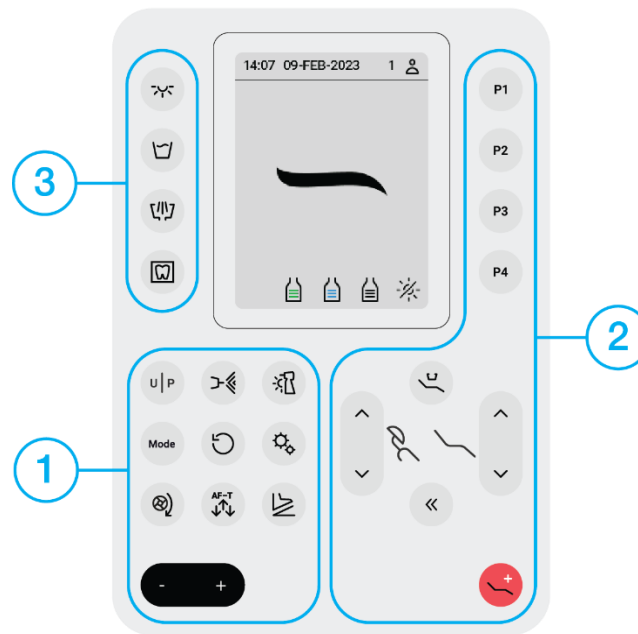
OVERSEAS PACKAGING

Packaging pallet + box blanks /dried/	A516-400-009-0
External dimensions	1250x1000x v:235mm
Weight of the board brutto	75 kg + max. 5 kg

i. Packaging is non-returnable

2 CONTROL PANEL

2.1 Control panel ONE plus




The control panel keyboard is divided into three groups of buttons.

1. Buttons for the instrument settings,
2. Buttons for the chair control,
3. Buttons for light, cup, bowl and negatoscop control.

Button	Description	Button	Description
	Main light		Moving the chair up
	Cup fill		Moving the chair down
	Spittoon bowl rinse		Moving the backrest up
	Negatoscop		Moving the backrest down
	User/ Program change		Chair zero position
	Instrument cooling		Chair rinsing position
	Instrument light		Programmed chair position 1
	Instrument mode		Programmed chair position 2
	Reverse		Programmed chair position 3
	Gear ratio		Programmed chair position 4
	Torque		Trendelenburg chair position
	Auto-forward time		Value decrease
	Foot controller function		Value increase

2.1.1 Home screen on the ONE plus display

The home screen appears after switching on the unit:

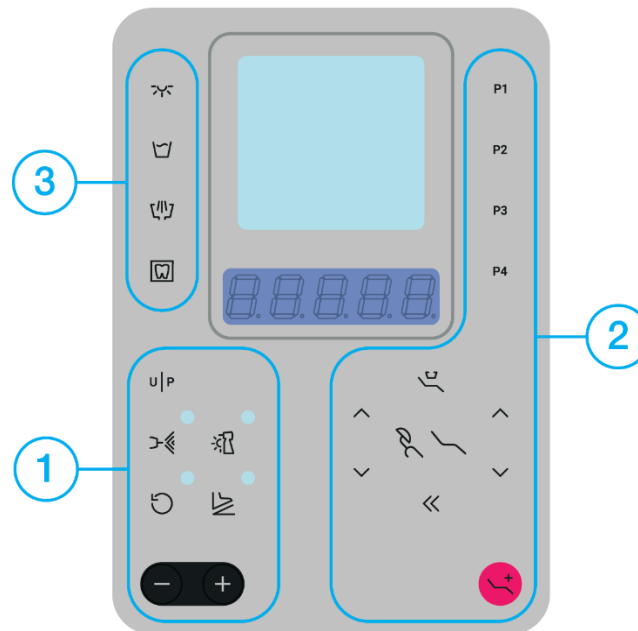


1. Time,
Date,
User profile identification.
2. Decontamination solution amount indicator (100 %),
Disinfection solution amount indicator (100 %),
Source of distilled water (100 %).
Main light indicator (off)

Alternatives to the icons displayed on the home screen:

Icon	Description	Icon	Description
Alternative icons for decontamination solution amount indicator:			
	Amount of decontamination fluid 100%		Amount of decontamination fluid 60%
	Amount of decontamination fluid 30%		Amount of decontamination fluid EMPTY
Alternative icons for disinfection solution amount indicator:			
	Amount of disinfection fluid 100%		Amount of disinfection fluid 60%
	Amount of disinfection fluid 30%		Amount of disinfection fluid EMPTY
Alternative icons for distilled water amount indicator / cooling water source:			
	Distilled water for instruments cooling 100%		Distilled water for instruments cooling 60%
	Distilled water for instruments cooling 30%		Distilled water for instruments cooling EMPTY
	No water source for instruments cooling		Central water for instruments cooling
Alternative icons for main light indicator:			
	Main light high intensity		Main light low intensity
	Main light off		

2.2 Control panel ONE



The control panel keyboard is divided into three groups of buttons.

1. Buttons for the instrument settings,
2. Buttons for the chair control,
3. Buttons for light, cup, bowl and negatoscop control.

Button	Description	Button	Description
	Main light		Moving the chair up
	Cup fill		Moving the chair down
	Spittoon bowl rinse		Moving the backrest up
	Negatoscop		Moving the backrest down
	User/ Program change		Chair zero position
	Instrument cooling		Chair rinsing position
	Instrument light		Programmed chair position 1
	Foot controller function		Programmed chair position 2
	Reverse		Programmed chair position 3
	Trendelenburg chair position		Programmed chair position 4
	Value increase		Value decrease

2.2.1 List of messages on the ONE seven-segment display

Action	Displayed data	Description
Turning on the DU	ONE	Welcome
	USR 2	Display of the current user (2 is the current user number)
Getting DU ready for use	READY	DU ready for use
Pulling out the micromotor	M 1	Micromotor 1
	M 2	Micromotor 2
Pulling out the turbine	T 1	Turbine 1
	T 2	Turbine 2
	T 3	Turbine 3
Pulling out the Scaler	SC P2	Scaler
Pulling out the SATELEC XINETIC scaler	SAT	SATELEC XINETIC scaler
Pulling out the SATELEC NEWTRON scaler	SAT n	SATELEC NEWTRON scaler
Pulling out the WOODPECKER scaler	WJ Pr	WOODPACKER scaler
Recalling the memory position of the chair	POS 1	1 st position
	POS 2	2 nd position
	POS 3	3 rd position
	POS 4	4 th position
Remembering the memory position of the chair	SAVED	1 st position
	SAVED	2 nd position
	SAVED	3 rd position
	SAVED	4 th position
	TrEnd	Trendelenburg chair position
	S It	Chair zero position
	SP It	Chair rinsing position
Switch user	USR 1	User 1
	USR 2	User 2
Remembering user settings	SAVED	Saved user settings
	SAVED	Saved user settings
Calling up tool settings from the program	P 1	Currently using Program 1
	P 2	Currently using Program 2
	P 3	Currently using Program 3
	P 4	Currently using Program 4
Saving tool settings to the program	SAVED	Program 1 is saved
	SAVED	Program 2 is saved
	SAVED	Program 3 is saved
	SAVED	Program 4 is saved
Water cooling activation	WJ	Water cooling activated
Spray cooling activation	S	Spray cooling activated
Air cooling activation	A	Air cooling activated
Activation of SCALING mode	SCALE	SCALING mode activated
Activation of GENERIC mode	GENEr	GENERAL mode activated
Activation of ENDO mode	EndO	ENDO mode activated
Activation of PERIO mode	PER IO	PERIO mode activated
Activation BOOST mode	BOOST	BOOST mode activated


Instrument using	40000	Current intensity/speed value
	100	Current intensity/speed value
	10	Current intensity/speed value

2.3 Arrangement of instruments

2.3.1 Determining the order of instruments on Dentist control panel



2.3.2 Determining the order of instruments on Assistant's console



Organization of the TECHNICAL SECTION

Technical section is divided into chapters according dental unit parts.

For a better search, it is possible to use the table of contents at the beginning of the document, or the hyperlinks placed next to the images at the beginning of the technical section and individual chapters (letter or number in blue circle).



1. Symbol ">>"

The symbol >> indicates that a specific item is broken down into smaller details, directly under current tab. Example:

Pos.	Item no.	Product name	QTY	Unit	SP
005	A653-350-021-0>>	UNDER BOWL ACCESSORIES WITHOUT SENSORS	1,00	PC.	X

2. Repetitive breakdowns of items

A breakdown of items that is identical for 2 or more subchapters is located further in the chapter.

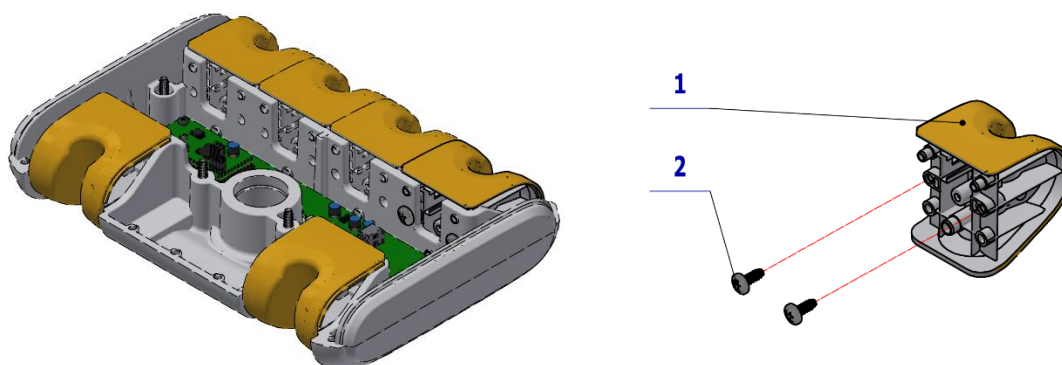
Example:

Chapter XXX (CUSPIDOR BLOCK WITH ROTATING BOWL) has an item that is common to multiple accessories. This item is then specified further in the chapter XXX.

Pos.	Item no.	Product name	QTY	Unit	SP
002	A657-350-053-0	BOTTLE ACCESSORIES WITHOUT FUNNEL		PC.	X

3. Blueprints

Examples:



4. Numbered positions in tables

Position numbers 1 to 899 are related to structural components.

Pos.	Item no.	Product name	QTY	Unit	SP
001	V653-351-010-0	CAP HOUSING UNDERBOWL NON-CONVERTIBLE	1,00	PC.	X
002	V657-350-003-0	UNDERBOWL CONSOLE ONE	1,00	PC.	X
003	ME309000.008	SCREW M 4X12	4,00	PC.	X
004	ME309231.073	SCREW M 5X16	4,00	PC.	X

Numbers 901 and higher are related to electrical connections.

Pos.	Item no.	Product name	QTY	Unit	SP
902	ME374100.094	WIRES 1.0 - GNYE - 0.35+0.65m	1,00	PC.	X
903	ME374100.074	WATER – AIR VALVE INPUT WIRES	2,00	PC.	X
904	ME374100.093	SWITCHING WIRES – ASSEMBLY 1.00 - BK/BU - 0.70m	1,00	PC.	X

5. Quantity field

If the quantity field is OPTIONAL - **OPT.**, there are multiple variants for the given item and it is necessary to specify the variant or color option that is ordered.

If the quantity field is empty, the item must be ordered separately. There is a more information under the tab. Alternatively, these are items that are not necessary for the functionality of the unit (labels).

Pos.	Item no.	Product name	QTY	Unit	SP
015	A653-001-002-0	COVER BASE B - UNPAINTED	OPT.	PC.	X
015	A653-001-002-0	COVER BASE B - WHT2_MATTE	OPT.	PC.	X
023	ME551110.047	QUICK COUPLER 1/4" M PN 0014W		PC.	
039	ME374100.121	POWER AND COMMUNICATION CABLE NO V PB/EB		PC.	
915	V400.01-01-45	LABEL SPIT		PC.	

6. Additional information

There can be more information under the tab.



Pos. **25** - POWER AND COMMUNICATION CABLE NO V PB/EB must be ordered separately under n. ME374100.121.

Ordering spare parts



Only use original and approved spare parts and components that do not compromise the performance, safety characteristics or the intended use of the medical device.

Code K-001, K-005

Paint color, e.g., matte paint, etc. is designated by the Configuration Code (e.g. K-001). Do not forget to specify the correct configuration when ordering spare parts.

The individual configurations are color coded for easier orientation. This configuration is shown at the beginning of the chapter with parts available in different configurations in the table after the underscore at the part number and then in the product name:

Item no.	Product name	SP
A657-001-020-0 K-001	POWERBLOCK - UNPAINTED	x
A657-001-020-0 K-005	POWERBLOCK - WHT2_MATTE	x

The order numbers for spare parts are then provided in the main parts list for every configuration:

Pos.	Item no.	Product name	QTY	Unit	SP
014	V516-001-014-0	PLUG	OPT.	PC.	X
014	V516-001-014-0	PLUG/ WHT2_MATTE	OPT.	PC.	X
024	V516-001-029-0	SEGMENT WITH GROOVE	OPT.	PC.	X
024	V516-001-029-0	SEGMENT WITH GROOVE, PAINTED/ WHT2_MATTE	OPT.	PC.	X

Please provide the following when ordering spare parts:

Example 1 (without configuration):

1.	Name of the spare part (mechanical component)	UNDERBOWL CONSOLE ONE
2.	Order number	V657-350-003-0
3.	Serial number of the dental unit	12345678
4.	Quantity	1 pc.

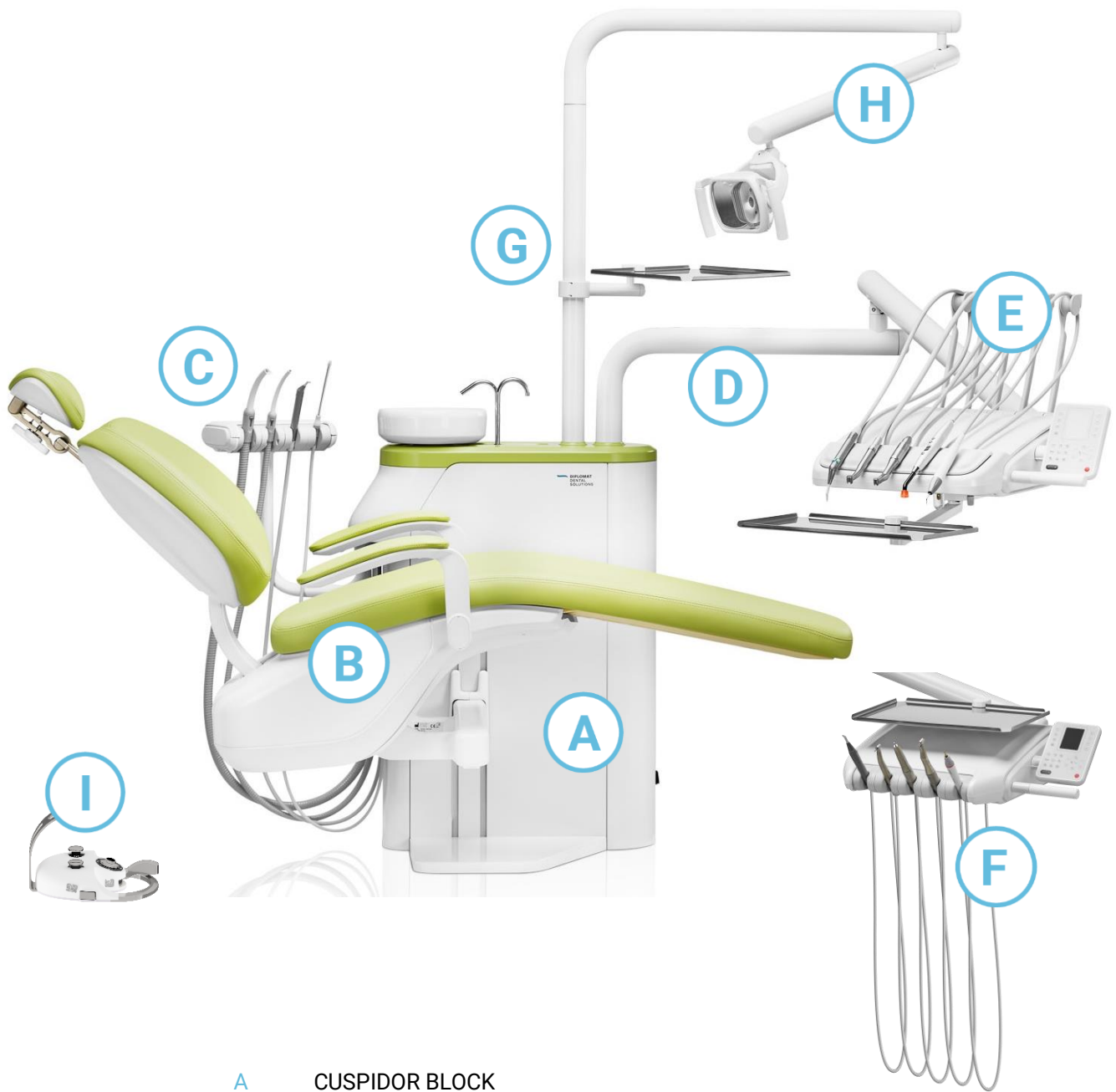
Example 2 (with configuration):

1.	Name of the spare part (mechanical component)	POWERBLOCK - UNPAINTED
2.	Order number	A657-001-020-0 K-001
3.	Serial number of the dental unit	12345678
4.	Quantity	1 pc.

List of abbreviations

Abbreviation	Meaning	Abbreviation	Meaning
PB/EB	POWERBLOCK	ACC	ACCESSORY/ACCESSORIES
UPHOL	UPHOLSTERY	U	UPPER HOSE DELIVERY SYSTEM
SL	SEAMLESS	L	LOWER HOSE DELIVERY SYSTEM
S	SEAMED		
CP	CUSPIDOR BLOCK		
LA	LARGE ASPIRATOR		
SA	SMALL ASPIRATOR		
SP	SPARE PART		

TECHNICAL SECTION



- A CUSPIDOR BLOCK
- B CHAIR
- C ASSISTANT'S ARM
- D DENTIST'S PANTOGRAPH
- E DENTIST'S CONTROL PANEL UPPER HOSE DELIVERY SYSTEM
- F DENTIST'S CONTROL PANEL LOWER HOSE DELIVERY SYSTEM
- G POST, MONITOR HOLDER
- H PANTOGRAPHIC LIGHT ARM, LIGHT
- I FOOT CONTROLLER

A CUSPIDOR BLOCK

1

CUSPIDOR BLOCK LIFT – COVERS

2

CUSPIDOR BLOCK LIFT – COLOUR KIT

3CUSPIDOR BLOCK WITH ROTARY BOWL WITHOUT FUNNEL
A658-350-001-0**4**CUSPIDOR BLOCK WITH ROTARY BOWL, FUNNEL – HYGIENE
A658-350-003-0**5**CUSPIDOR BLOCK WITH ROTARY BOWL,
FUNNEL WITHOUT TENSOMETER
A658-350-004-0**6**CUSPIDOR BLOCK WITH FIXED BOWL
A658-350-002-0**7**FIXED BOWL COMPLETE
A657-350-040-0**8**ROTARY BOWL, COMPLETE
A653-350-040-1



- 9** CHAIR LIFT WITH FRAME
A658-001-000-0

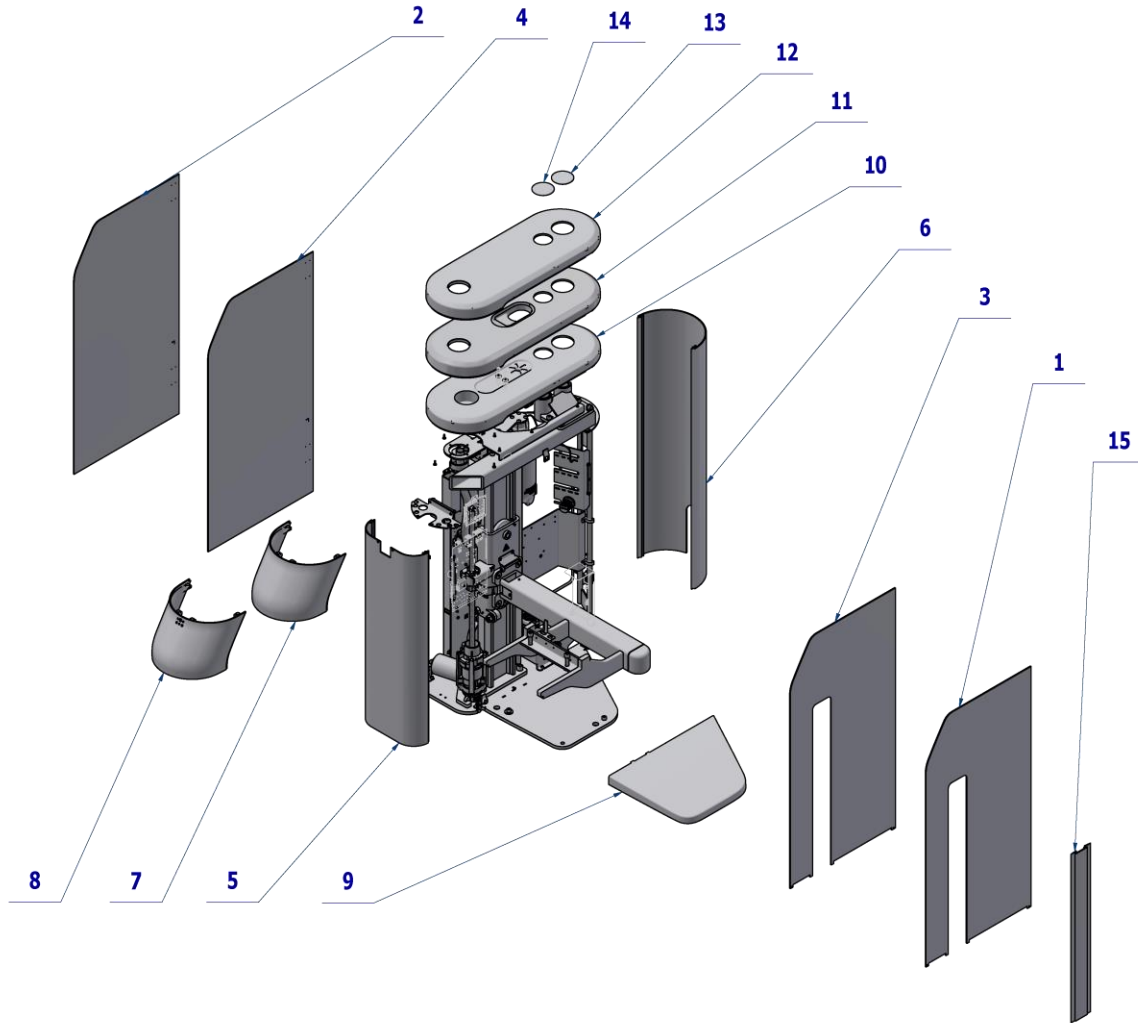


- 10** BASE PLATE MODEL ONE 200 ASSEMBLY –
A658-070-000-0

- 11** OTHERS

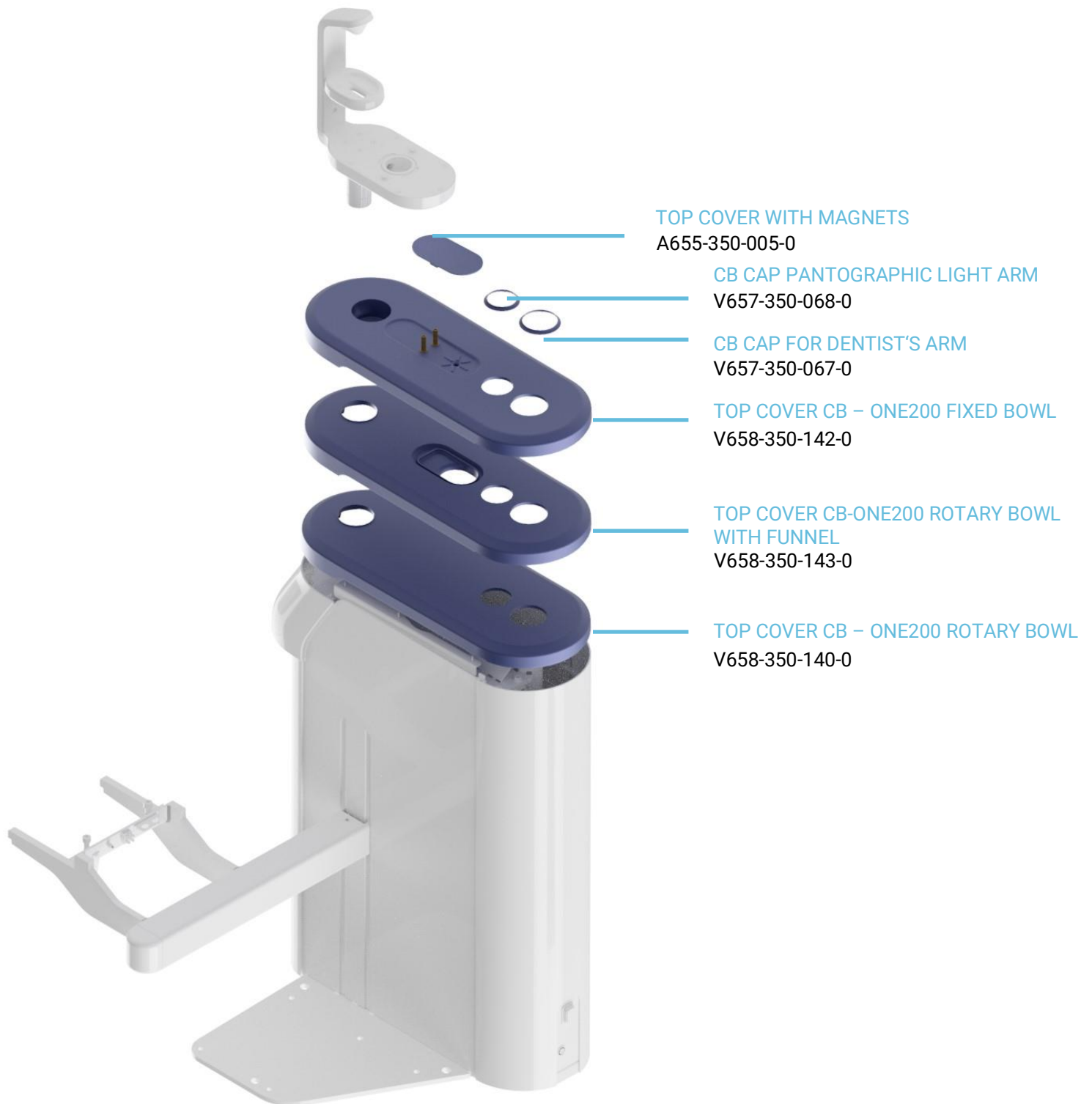
- 12** VALVES

1 CUSPIDOR BLOCK LIFT – COVERS



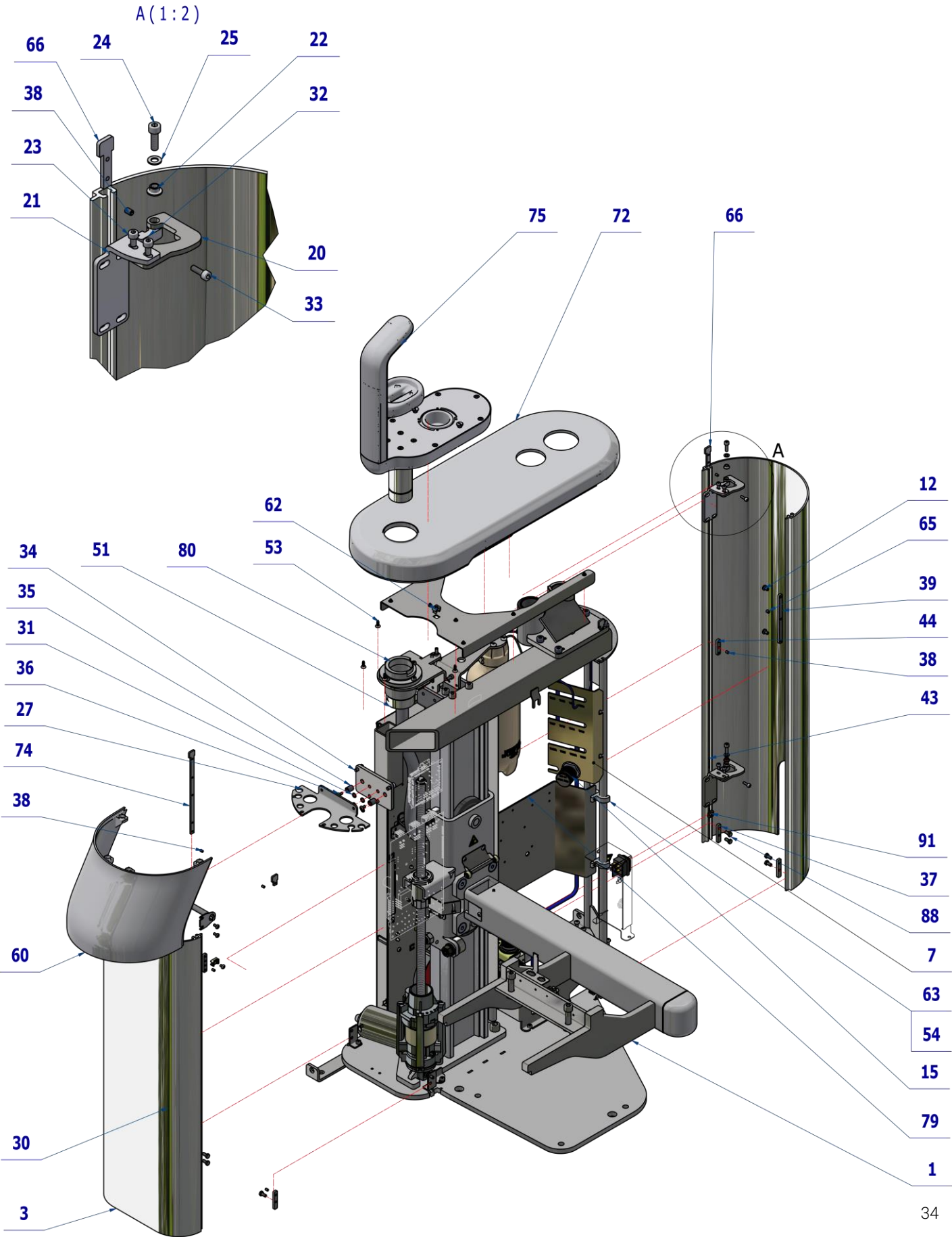
Pos.	Item no.	Product name	QTY	Unit	SP
001	V658-350-067-0	FIXED DOOR LOGO DIPLOMAT / WHT2_MATTE		PC.	X
002	V658-350-066-0	OPENING DOOR LOGO DIPLOMAT / WHT2_MATTE		PC.	X
For complete Assembly use n. A658-350-050-0 (more info chapter 11.1)					
003	V658-350-079-0	FIXED DOOR LOGO TECNO-GAZ / WHT2_MATTE		PC.	X
004	V658-350-081-0	OPENING DOOR LOGO TECNO-GAZ / WHT2_MATTE		PC.	X
For complete Assembly use n. A658-350-051-0 (more info chapter 11.2)					
005	V658-350-004-0	COVER LIFT 2/ WHT2_MATTE		PC.	X
006	V658-350-005-0	COVER LIFT 1/ WHT2_MATTE		PC.	X
007	ME321822.242	SIDE COVER PB-ONE200		PC.	X
007	V658-350-141-0	SIDE COVER PB-ONE200 / WHT2_MATTE		PC.	X
008	V658-350-060-0	SIDE COVER FOR SALIVA EJECTOR		PC.	X
008	V658-350-062-0	SIDE COVER FOR SALIVA EJECTOR/ WHT2_MATTE		PC.	X
009	ME321822.243	BASE COVER ONE200		PC.	X
009	V658-350-146-0	BASE COVER ONE200 / WHT2_MATTE		PC.	X
010	ME321822.241	TOP COVER CB – ONE200 FIXED BOWL		PC.	X
010	V658-350-142-0	TOP COVER CB – ONE200 FIXED BOWL/ WHT2_MATTE		PC.	X
011	ME321822.240	TOP COVER CB-ONE200 ROTARY BOWL WITH FUNNEL		PC.	X
011	V658-350-143-0	TOP COVER CB-ONE200 ROTARY BOWL WITH FUNNEL / WHT2_MATTE		PC.	X
012	ME321822.244	TOP COVER CB-ONE200 ROTARY BOWL		PC.	X
012	V658-350-140-0	TOP COVER CB-ONE200 ROTARY BOWL / WHT2_MATTE		PC.	X
013	V657-350-036-0	BOWL PLUG- WHT2_MATTE		PC.	X
014	V657-350-035-0	LIGHT PLUG- WHT2_MATTE		PC.	X

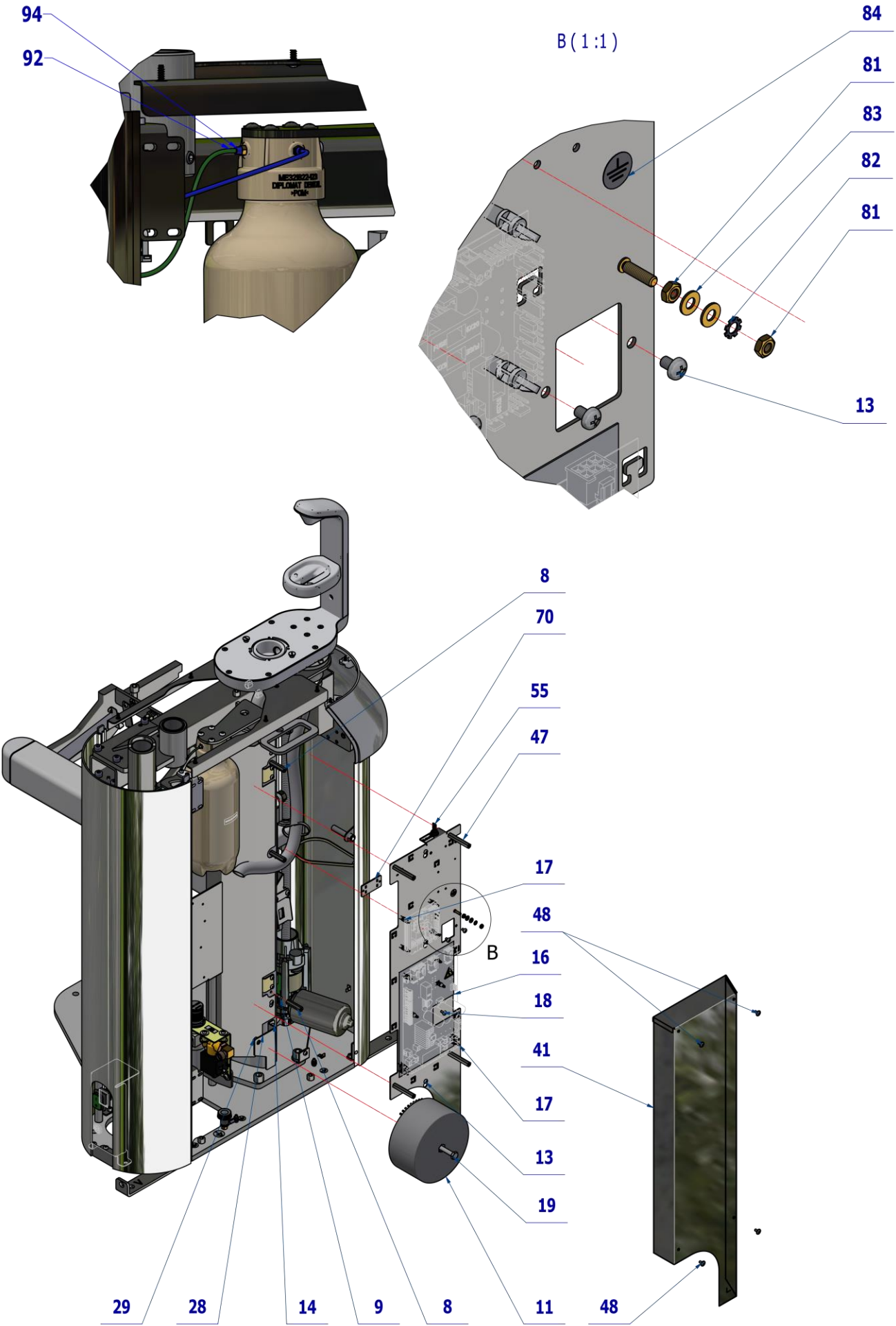
2 CUSPIDOR BLOCK LIFT – COLOUR KIT

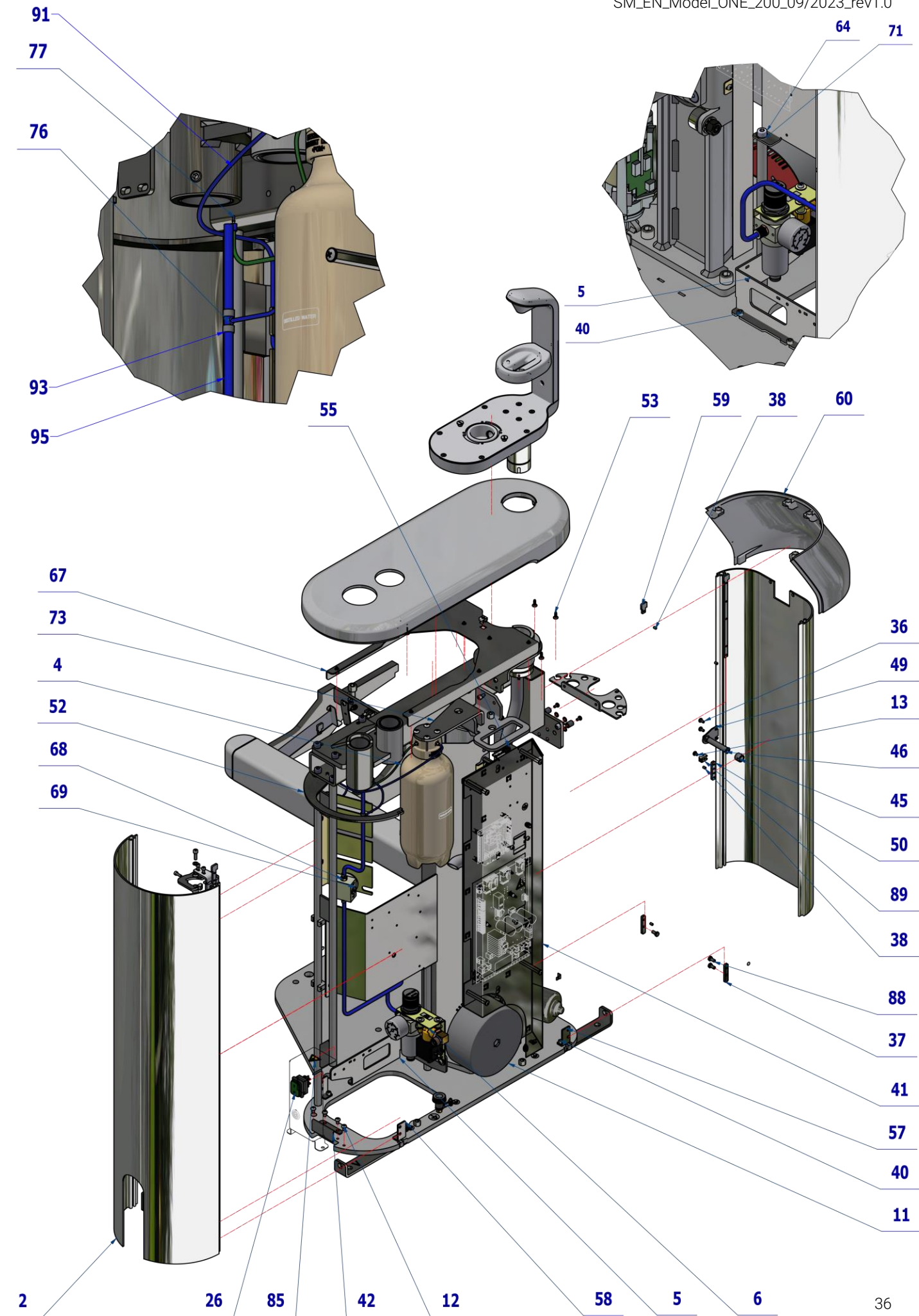


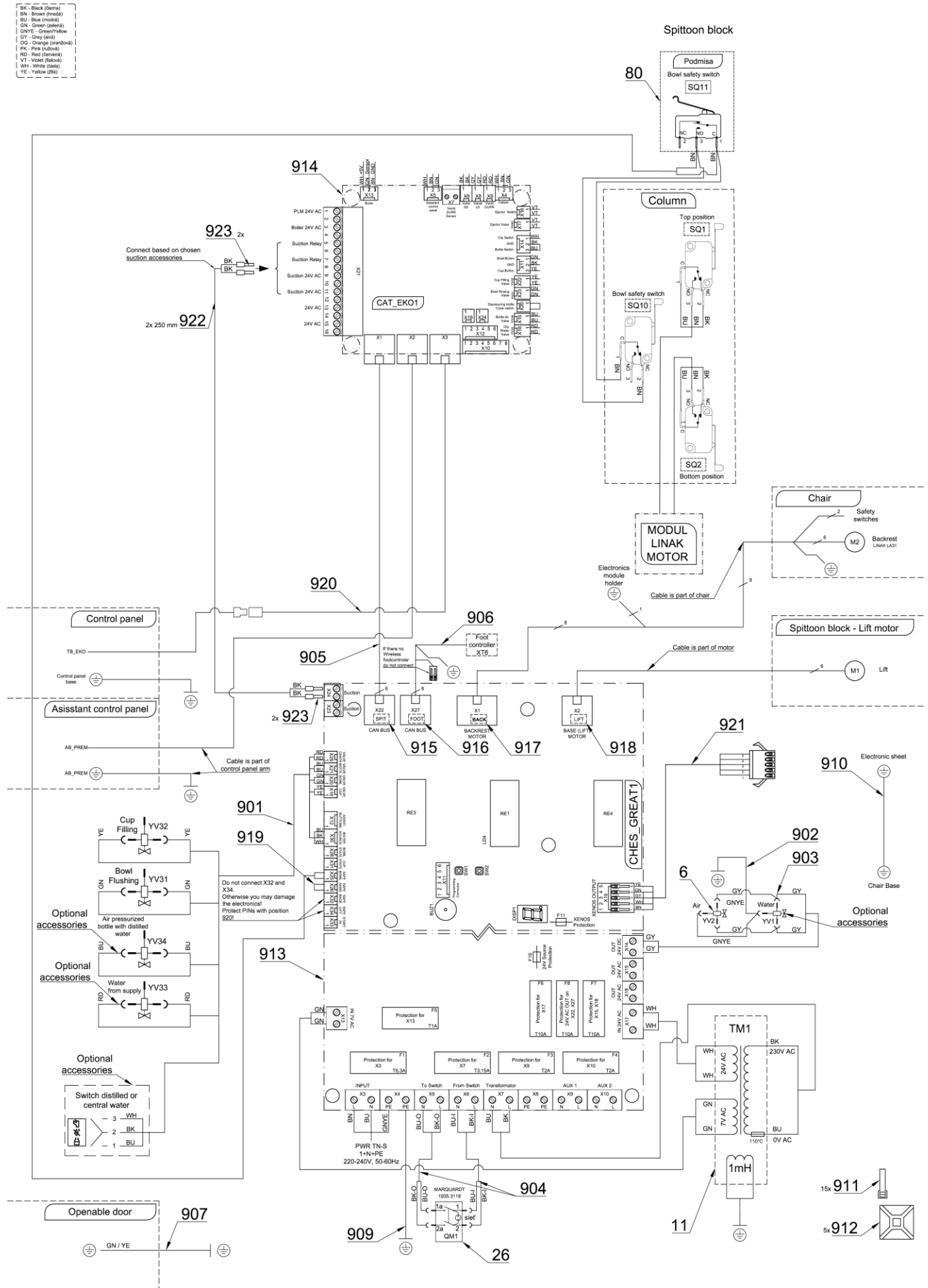
3 CUSPIDOR BLOCK WITH ROTARY BOWL WITHOUT FUNNEL-A658-350-001-0

Item no.	Product name	SP
A658-350-001-0_K-001	CUSPIDOR BLOCK WITH ROTARY BOWL WITHOUT FUNNEL / UNPAINTED	X
A658-350-001-0_K-005	CUSPIDOR BLOCK WITH ROTARY BOWL WITHOUT FUNNEL / WHT2_MATTE	X









Pos.	Item no.	Product name	QTY	Unit	SP
001	A658-001-000-0>>	CHAIR LIFT WITH FRAME	OPT	PC.	X
001	A658-001-000-0>>	CHAIR LIFT WITH FRAME	OPT	PC.	X
002	V658-350-005-0	COVER LIFT 1 / WHT2_MATTE	1,00	PC.	X
003	V658-350-004-0	COVER LIFT 2 / WHT2_MATTE	1,00	PC.	X
004	ME321822.122	BOTTLE 1.3L CB	1,00	PC.	X
005	V658-350-037-0	FILTERS HOLDER	1,00	PC.	X
006	A653-150-031-0>>	AIR REGULATOR	1,00	PC.	X
007	V658-350-074-0	VALVE BAR	1,00	PC.	X
008	V658-350-072-0	SPACER M5	3,00	PC.	X
009	ME311120.090	SCREW M 5X10	3,00	PC.	X
010	V658-350-057-0	ELECTRONICS BRACKET	1,00	PC.	X
011	A655-001-901-0>>	TRANSFORMER - ASSEMBLY	1,00	PC.	X
012	ME309543.069	SCREW M 5X8	6,00	PC.	X
013	ME309255.073	SCREW M 4X6	11,00	PC.	X
014	ME309255.050	SCREW M 5X6	2,00	PC.	X
015	ME392662.012	PRESSURE REGULATOR MR BIT 1/8 04 5107002	1,00	PC.	X
016	V653-001-027-0	BASE CHES BASIC	1,00	PC.	X
017	ME371418.028	SPACER POST.h=9,5mm SNAP-TYPE	12,00	PC.	X
018	ME309255.064	SCREW M 4X16	1,00	PC.	X
019	ME309201.047	SCREW M 8X70	1,00	PC.	X
020	V658-350-020-0	PANT A	2,00	PC.	X
021	V655-350-017-0	PANT B	2,00	PC.	X
022	ME323427.053	SLIDING BUSHING RFM-0507-05	2,00	PC.	X
023	ME311120.068	SCREW M 4X8	4,00	PC.	X
024	ME309231.073	SCREW M 5X16	4,00	PC.	X
025	ME311210.020	WASHER P 5,3	2,00	PC.	X
026	ME345000.030	SWITCH MARQUARDT 1935.3118	1,00	PC.	X
027	V658-350-014-0	HOSE CONSOLE	1,00	PC.	X
028	V658-350-015-0	TRANSFORMER BRACKET	1,00	PC.	X
029	ME311120.031	NUT M 8	1,00	PC.	X
030	ME273141.019	BUMPER BUMPON SJ 5382 P 6,4	3,00	PC.	X
031	ME311214.031	WASHER P 5,1	6,00	PC.	X
032	V658-350-019-0	HINGE	2,00	PC.	X
033	ME309000.008	SCREW M 4X12	2,00	PC.	X
034	ME309543.042	SCREW M 6X12	2,00	PC.	X
035	V658-350-021-0	SCREW M10X14 ADJUSTMENT	2,00	PC.	X
036	ME309543.068	SCREW M 4X8	4,00	PC.	X
037	V658-350-048-0	CLAMP 2	4,00	PC.	X
038	ME309543.100	SCREW M 4X6	10,00	PC.	X
039	V658-350-026-0	CLAMP 4	1,00	PC.	X
040	ME309543.058	SCREW M 5X10	10,00	PC.	X
041	V658-350-036-0	COVER ELE ONE 200		PC.	X
042	V658-350-051-0	COVER BASE / WHT2_MATTE	1,00	PC.	X
043	V658-350-018-0	CLAMP 1	1,00	PC.	X
044	V658-350-049-0	HOLDER WEK	1,00	PC.	X
045	V658-350-047-0	MAGNET HOLDER	1,00	PC.	X
046	ME549000.024	MAGNET TIP-ON + SELF-ADHESIVE SHEET	1,00	PC.	X
047	V658-350-073-0	SPACER M4	4,00	PC.	X
048	ME309251.097	SCREW M 4X8 DECORATIVE	4,00	PC.	X
049	V658-350-017-0	MAGNET CONSOLE	1,00	PC.	X
050	V658-350-024-0	CLAMP 2	1,00	PC.	X
051	V658-350-029-0	UNDERBOWL CAM	1,00	PC.	X
052	V658-350-027-0	COVER HOLDER	1,00	PC.	X
053	ME307001.011	SCREW STP31 4x12 - H2	12,00	PC.	X
054	ME309255.044	SCREW M 4X10	2,00	PC.	X
055	ME348000.021	SWITCHER C1720R	1,00	PC.	X
056	ME735010.049	SELF-ADHESIVE FILM, CENTRAL VENT	1,00	PC.	X
057	V658-350-054-0	COVER ANCHOR 1	2,00	PC.	X
058	V658-350-055-0	COVER ANCHOR 2	2,00	PC.	X
059	V658-350-059-0	CLAMP	2,00	PC.	X
060	ME321822.242	SIDE COVER PB-ONE200	OPT	PC.	X
060	V658-350-141-0	SIDE COVER PB-ONE200 / WHT2_MATTE	OPT	PC.	X
061	ME311212.018	WASHER P 5,3	2,00	PC.	X

062	ME548241.030	NUT KLIPKO M5-R-083-35	1,00	PC.	X
063	V658-350-063-0	CLAMP 14	2,00	PC.	X
064	ME309543.048	SKRUTKA M 8X10	1,00	PC.	X
065	ME309543.094	SCREW M 5X6	3,00	PC.	X
066	V658-350-064-0	HINGER CLAMP	1,00	PC.	X
067	V658-350-009-0	COVER REINFORCEMENT	1,00	PC.	X
068	ME336402.028	ADAPTER 18240 BRASS	2,00	PC.	X
069	ME392662.034	PLUG TO REGULATOR 1/8 2107001	1,00	PC.	X
070	V655-350-056-0	CABLE HOLDER	1,00	PC.	
071	ME311210.018	WASHER P 8,4	1,00	PC.	
072	ME321822.244	TOP COVER CB-ONE200 ROTARY BOWL	OPT	PC.	X
072	V658-350-140-0	TOP COVER CB-ONE200 ROTARY BOWL / WHT2_MATTE	OPT	PC.	X
073	A658-350-061-0>>	BOTTLE HEAD - ASSEMBLY	1,00	PC.	X
074	V658-350-078-0	CLAMP	1,00	PC.	X
075	A653-350-021-0>>	UNDERBOWL ACCESSORIES WITHOUT SENSORS		PC.	X
076	ME336401.027	ADAPTER T230/210-1	1,00	PC.	X
077	ME336401.012	ADAPTER N210-1	1,00	PC.	X
079	V658-350-043-0	ACCESSORIES CONSOLE	1,00	PC.	X
080	A658-350-053-0>>	UNDERBOWL GRIP	1,00	PC.	X
081	ME311180.004	NUT M 4	2,00	PC.	X
082	ME311214.002	WASHER P 4,3 SERRATED	1,00	PC.	X
083	ME311280.004	WASHER MS P 4,3	2,00	PC.	X
084	ME735552.115	GROUNDING SYMBOL, 4-2240.017	1,00	PC.	
085	ME735000.079	LABEL FLASH W008-26 PVC STICKER	2,00	PC.	
86	V658-350-090-0	MANIPULATION CARRIER	1,00	PC.	
87	ME309543.011	SCREW M 8X16	2,00	PC.	
88	ME309203.076	SCREW M 5X10	8,00	PC.	
89	ME345711.049	CABLE TIE HOLDER	1,00	PC.	
90	me397900.017	CABLE TIE CTS 13 L 368	1,00	PC.	
91	ME345711.024	HOSE PUR 1,5/2,7 BLUE	0,60	m	X
92	ME283367.024	HOSE PUR 1,5/2,7 GREEN	0,20	m	X
93	ME343415.031	HOSE SILICONE 5X1.5 GREY	0,02	M	X
94	ME283367.025	HOSE PUR 2,9/4,7 BLUE	0,01	m	X
95	ME345711.028	HOSE PUR 3,8/6,4 BLUE	0,75	M	
901	ME374100.107	CABLE BUNDLE VALVES MODEL PRO – LIFT	1,00	PC.	X
902	ME374100.116	WIRES 1.0 - GNYE - 0.48+0.15	1,00	PC.	X
903	ME374100.117	WIRES 0.5 – GY - 0.50+0.41	2,00	PC.	X
904	ME374100.041	SWITCH WIRES - ASSEMBLY	1,00	PC.	X
905	ME374100.112	CABLE CAN – CONNECT 90 mm	1,00	PC.	X
906	ME374100.121	POWER AND COMMUNICATION CABLE FC IN CB/EB	1,00	PC.	X
907	ME374100.045	WIRES GNYE - ASSEMBLY	1,00	PC.	X
909	ME374100.064	WIRE GNYE - ASSEMBLY	1,00	PC.	X
910	ME374100.111	WIRES CHAIR – GNYE – ASSEMBLY LIFT	1,00	PC.	X
911	ME397900.012	CABLE TIE CIMCO – 181361	15,00	PC.	X
912	ME345711.034	CLAMP F0505 HC 101	5,00	PC.	X
913	ME374000.500	MODULE CHES_GREAT	1,00	PC.	X
914	ME374000.474	MODULE CAT_EK01	1,00	PC.	X
915	V400.01-01-45	LABEL SPIT		PC.	
916	V400.01-01-44	LABEL FOOT		PC.	
917	V400.01-01-43	LABEL BACK		PC.	
918	V400.01-01-42	LABEL LIFT		PC.	
919	ME374060.006	JUMPER	1,00	PC.	X
920	ME374100.114	CABLE CAN – MALE-FEMALE	1,00	PC.	X
921	A658-350-900-0	CONNECTION XENOS LIGHT	1,00	PC.	X
922	ME341416.027	WIRE LAU 0,75 BLACK	0,50	M	X
923	ME375000.002	INSULATED CRIMP FITTING -NITI 0,75X8GY	4,00	PC.	

PZ_23_094_21/08/2023



Pos. 1 CHAIR LIFT WITH FRAME A658-001-000-0 (chap. 9)

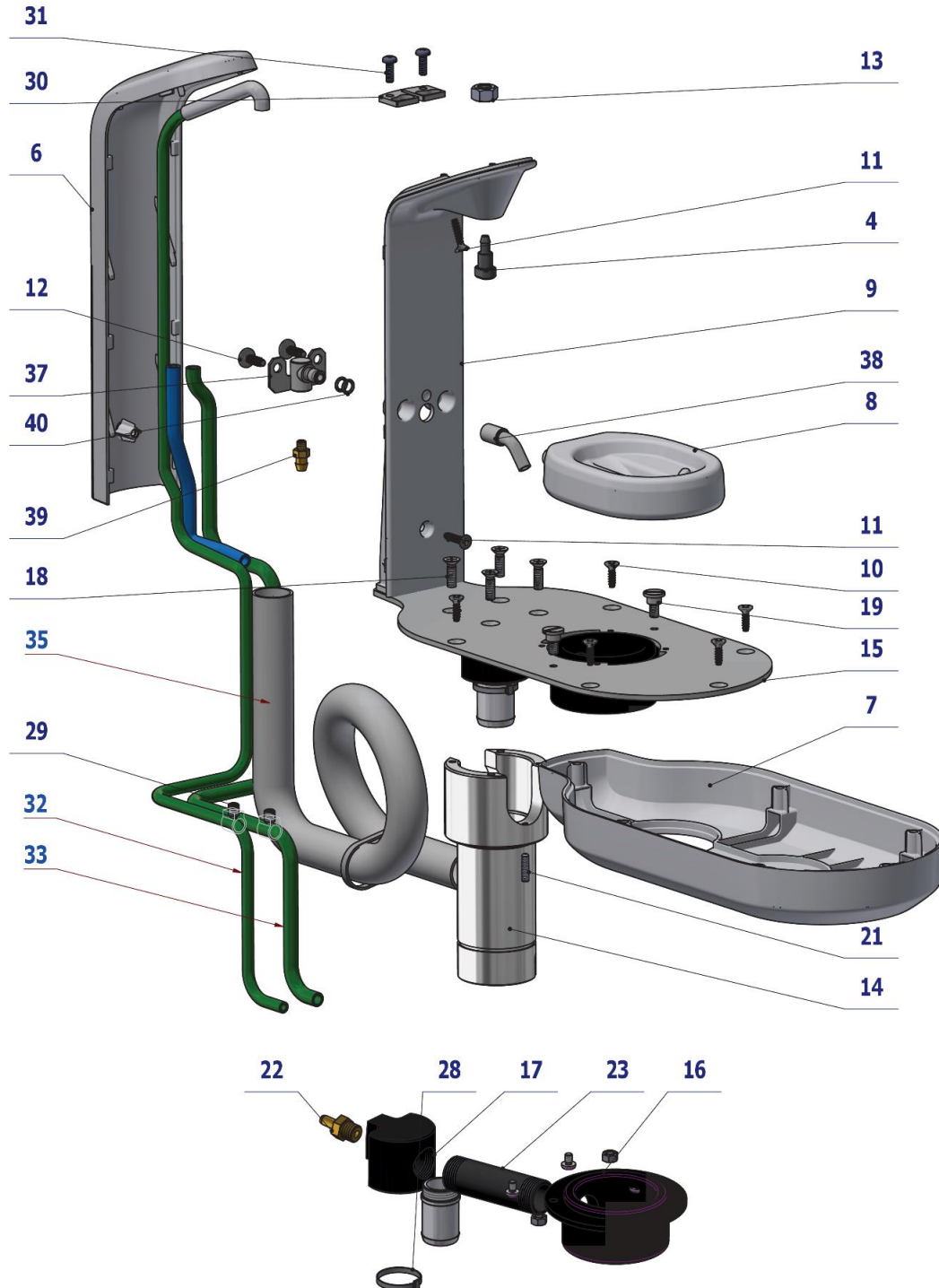
Pos. 41 COVER ELE ONE 200 V658-350-036-0

Pos. 75 UNDERBOWL ACCESSORIES WITHOUT SENSORS A653-350-021-0 (chap. 3.1)

must be ordered separately according to unit configuration, more in marked chapters

3.1 UNDERBOWL ACCESSORIES WITHOUT SENSORS - A653-350-021-1

Item no.	Product name	SP
A653-350-021-1_K-001	UNDERBOWL ACCESSORIES WITHOUT SENSORS - UNPAINTED	X
A653-350-021-1_K-005	UNDERBOWL ACCESSORIES WITHOUT SENSORS - WHT2_MATTE	X



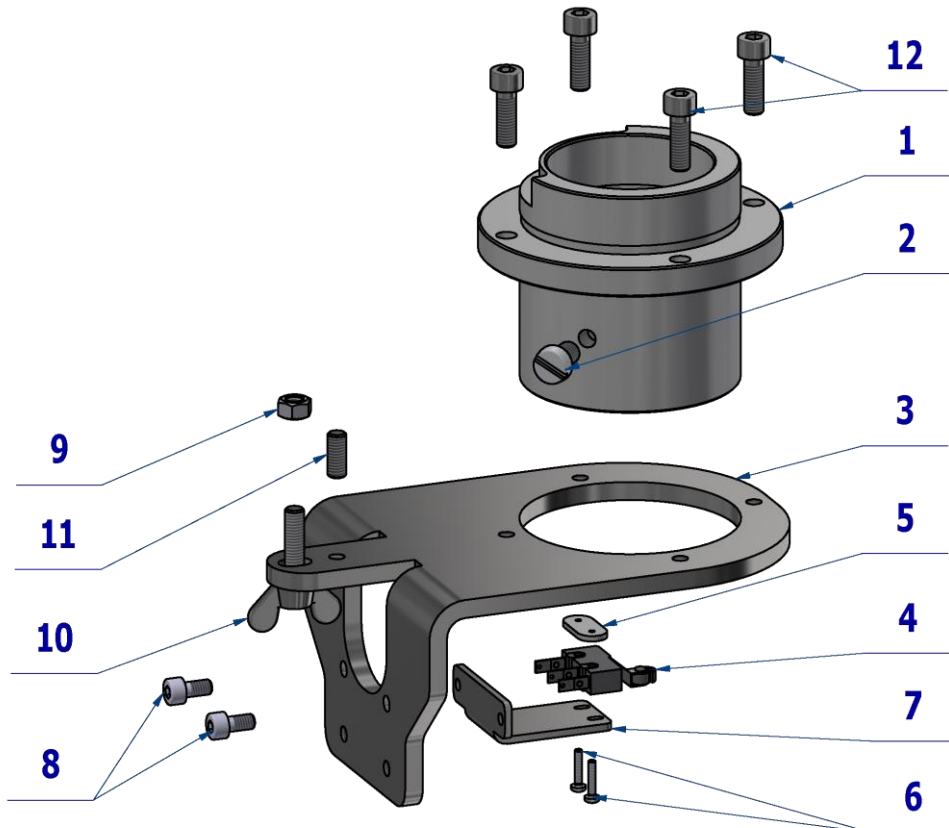
Pos.	Item no.	Product name	QTY	Unit	SP
004	V653-350-022-0	FILLING TUBE	1,00	PC.	X
006	ME321822.116	BATTERY COVER_UNPAINTED	OPT.	PC.	X
006	V653-350-105-0	BATTERY COVER_ WHT2_MATTE	OPT.	PC.	X
007	ME321822.115	BOWL TRAY_UNPAINTED	OPT.	PC.	X
007	V653-350-106-0	BOWL TRAY_ WHT2_MATTE	OPT.	PC.	X
008	ME321822.117	CUP TRAY PB / UNPAINTED	OPT.	PC.	X
008	V653-350-107-0	CUP TRAY PB / WHT2_MATTE	OPT.	PC.	X
009	ME321822.129	BATTERY CARRIER ECO PB / UNPAINTED	OPT.	PC.	X
009	V653-350-103-0	BATTERY CARRIER ECO PB / WHT2_MATTE	OPT.	PC.	X
010	ME307001.020	SCREW STP33 4x14 - H2 - A2	6,00	PC.	X

011	ME307001.021	SCREW STP33 4x18 - H2 - A2	2,00	PC.	X
012	ME307001.006	SCREW STP31 5x14 - H2	2,00	PC.	X
013	ME311120.072	NUT M 8	1,00	PC.	X
014	V653-350-031-0	BOWL TRAY STUD	1,00	PC.	X
015	V653-350-032-1	BOWL TRAY MOUNING PLATE / WHT2_MATTE	OPT.	PC.	X
016	V653-350-033-1	UNDERBOWL SIPHON	1,00	PC.	X
017	V653-350-035-0	PIPE CONNECTION	1,00	PC.	X
018	ME309251.081	SCREW M 5X16 A2	4,00	PC.	X
019	V653-350-037-1	BAYONET SCREW	2,00	PC.	X
020	V606.60-00-18.1	WASTE PIPE	1,00	PC.	X
021	ME309543.131	SCREW M 4X16	1,00	PC.	X
022	V653-350-036-0	EXHAUST CONNECTION	1,00	PC.	X
023	V653-350-034-0	DRAIN PIPE	1,00	PC.	X
028	ME397800.015	CABLE TIE F0301 CV-200	1,00	PC.	X
029	V607.80-38-00	RESTRICTOR - MODIFIED	2,00	PC.	X
030	V653-350-024-0	BATTERY WASHER	1,00	PC.	X
031	ME309543.072	SCREW M 4X12	2,00	PC.	X
032	ME345711.036	HOSE PUR 3,8/6,4 GREEN	1,10	m	X
033	ME283367.026	HOSE PUR 5,5/8 GREEN	0,80	m	X
034	ME283367.018	HOSE PUR 5/8 BLUE	0,20	M	X
035	ME336641.015	HOSE METASYS P20	0,80	M	X
037	V653-350-061-0	RINSE TUBE ASSEMBLY	1,00	PC.	X
038	V653-350-064-0	RINSE TUBE	1,00	PC.	X
039	V653-350-067-0	HOSE CONNECTION	1,00	PC.	X
040	ME273111.124	O RING P 5x1,8 NBR80	2,00	PC.	X
042	ME309255.053	SCREW M 4X6	4,00	PC.	
043	ME272000.017	SPIRAL HOSE 25m TYP 1/5,0	0,05	M	X
044	MS283811.031	BAG WITH MOLDING 250X350		PC.	
045	MS283811.029	BAG WITH MOLDING 40X60		PC.	
046	ME311120.075	NUT M 5	2,00	PC.	X

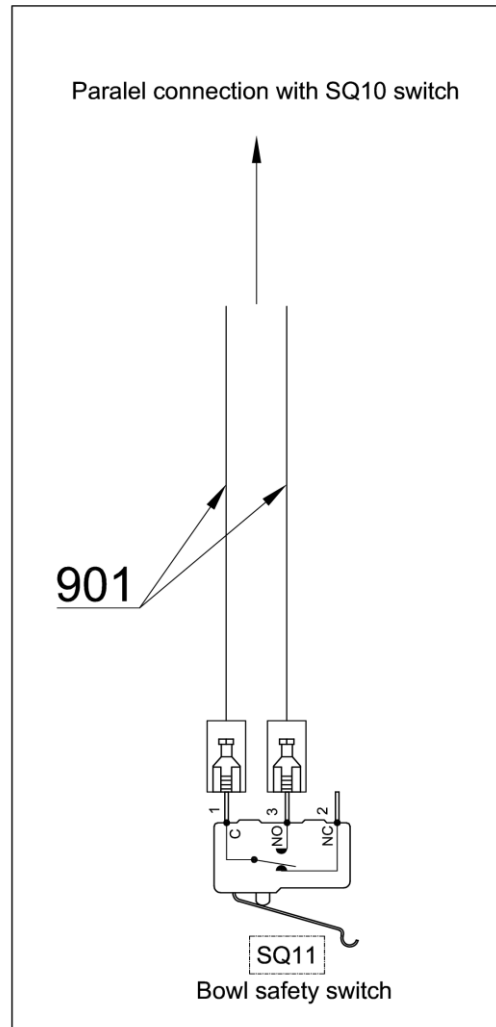
PZ_23_090_18/08/2023

3.2 UNDERBOWL GRIP- A658-350-053-0

Item no.	Product name	SP
A658-350-053-0_K-001	UNDERBOWL GRIP	X



BK - Black (čierna)
BN - Brown (hnedá)
BU - Blue (modrá)
GN - Green (zelená)
GNYE - Green/Yellow
GY - Grey (sivá)
OG - Orange (oranžová)
PK - Pink (ružová)
RD - Red (červená)
VT - Violet (fialová)
WH - White (biela)
YE - Yellow (žltá)

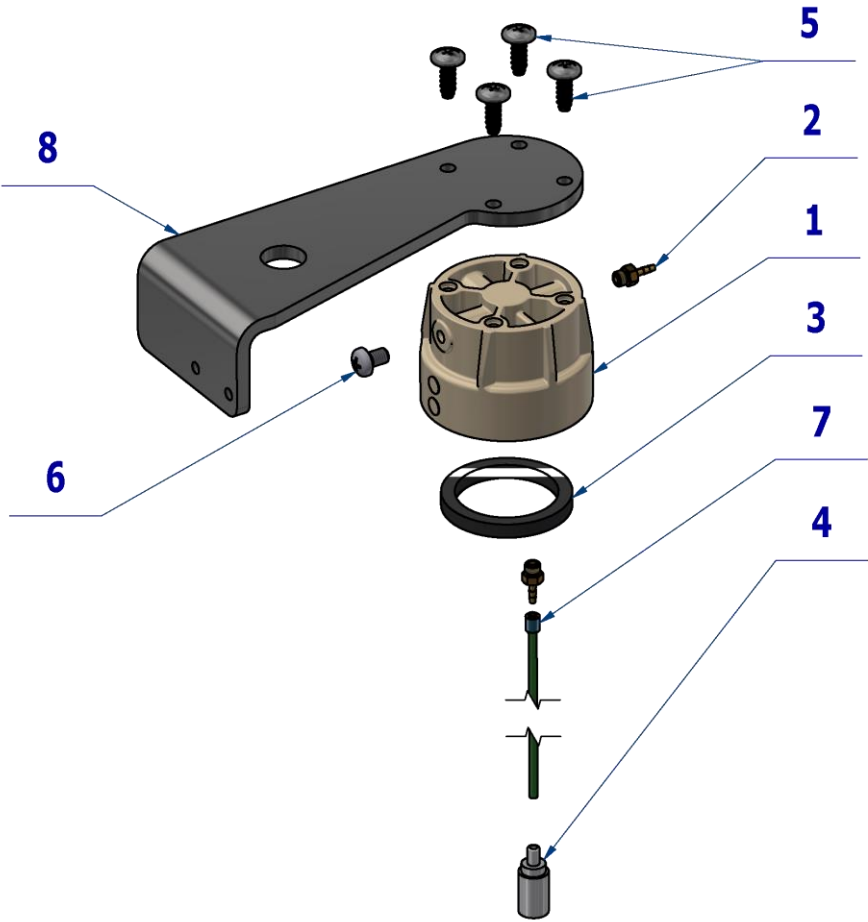


Pos.	Item no.	Product name	QTY	Unit	SP
001	V653-351-010-0	STUD CASE UNDERBOWL NON-CONVERTIBLE	1,00	PC.	X
002	ME309231.015	SCREW M 6X10 PA 6.6	1,00	PC.	X
003	V658-350-052-0	UNDERBOWL HOLDER	1,00	PC.	X
004	ME374415.035	MICROSWITCH OMRON SS-5GL2T	1,00	PC.	X
005	V653-460-008-0	MICROSWITCH NUT	1,00	PC.	X
006	ME309255.071	SCREW M 2X10	2,00	PC.	X
007	V658-350-046-0	MICROSWITCH HOLDER	1,00	PC.	X
008	ME311120.068	SCREW M 4X8	2,00	PC.	X
009	ME311120.087	NUT M 5 BN 131	1,00	PC.	X
010	ME311000.023	SCREW M 5X20	1,00	PC.	X
011	ME309543.098	SCREW M 5X12	1,00	PC.	X
012	ME309231.073	SCREW M 5X16	4,00	PC.	X
901	ME374100.113	WIRES CHAIR – SQ10, SQ11	1,00	PC.	X

14/04/2023

3.3 BOTTLE HEAD – ASSEMBLY – A658-350-061-0

Item no.	Product name	SP
A658-350-061-0	BOTTLE HEAD – ASSEMBLY	X

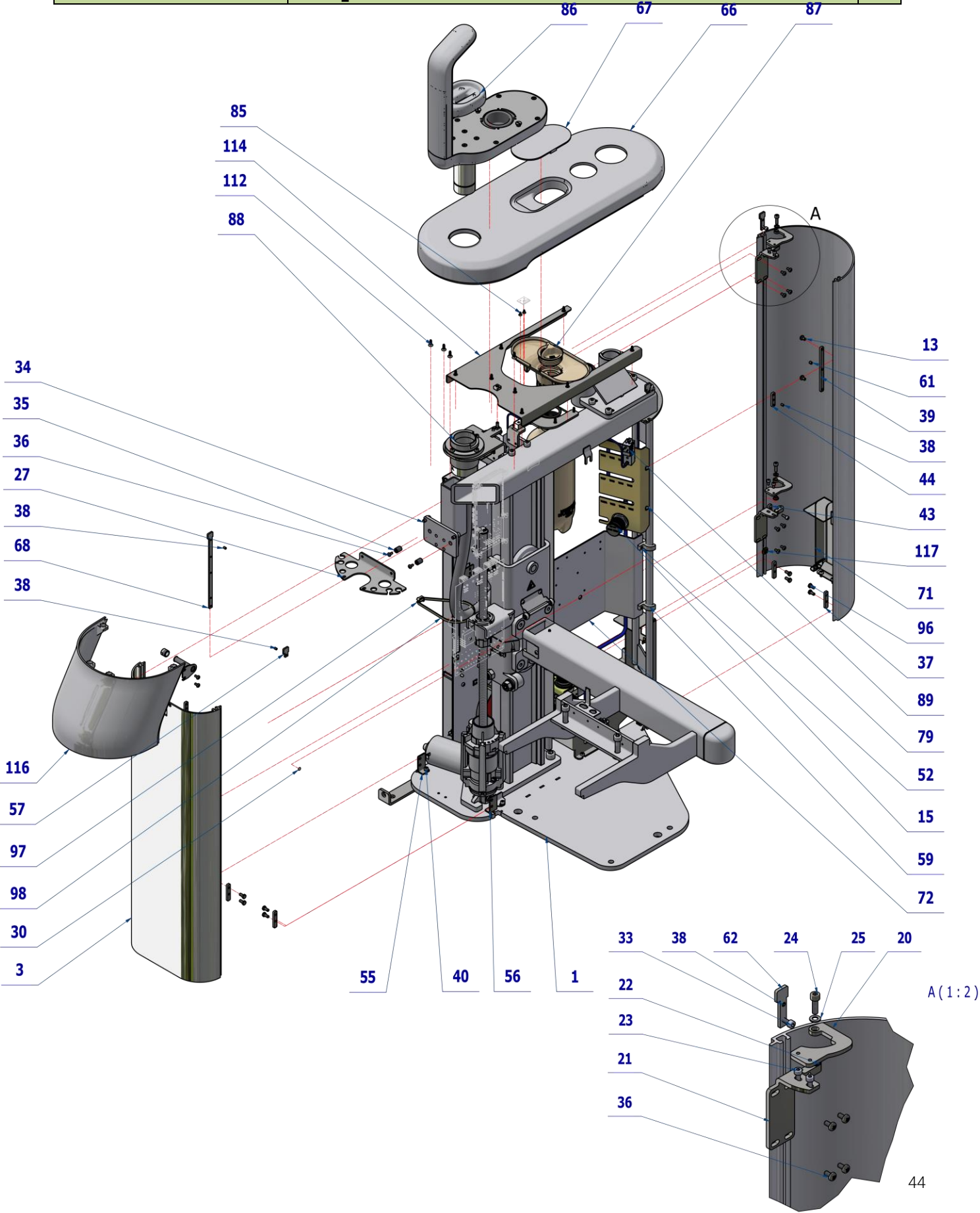


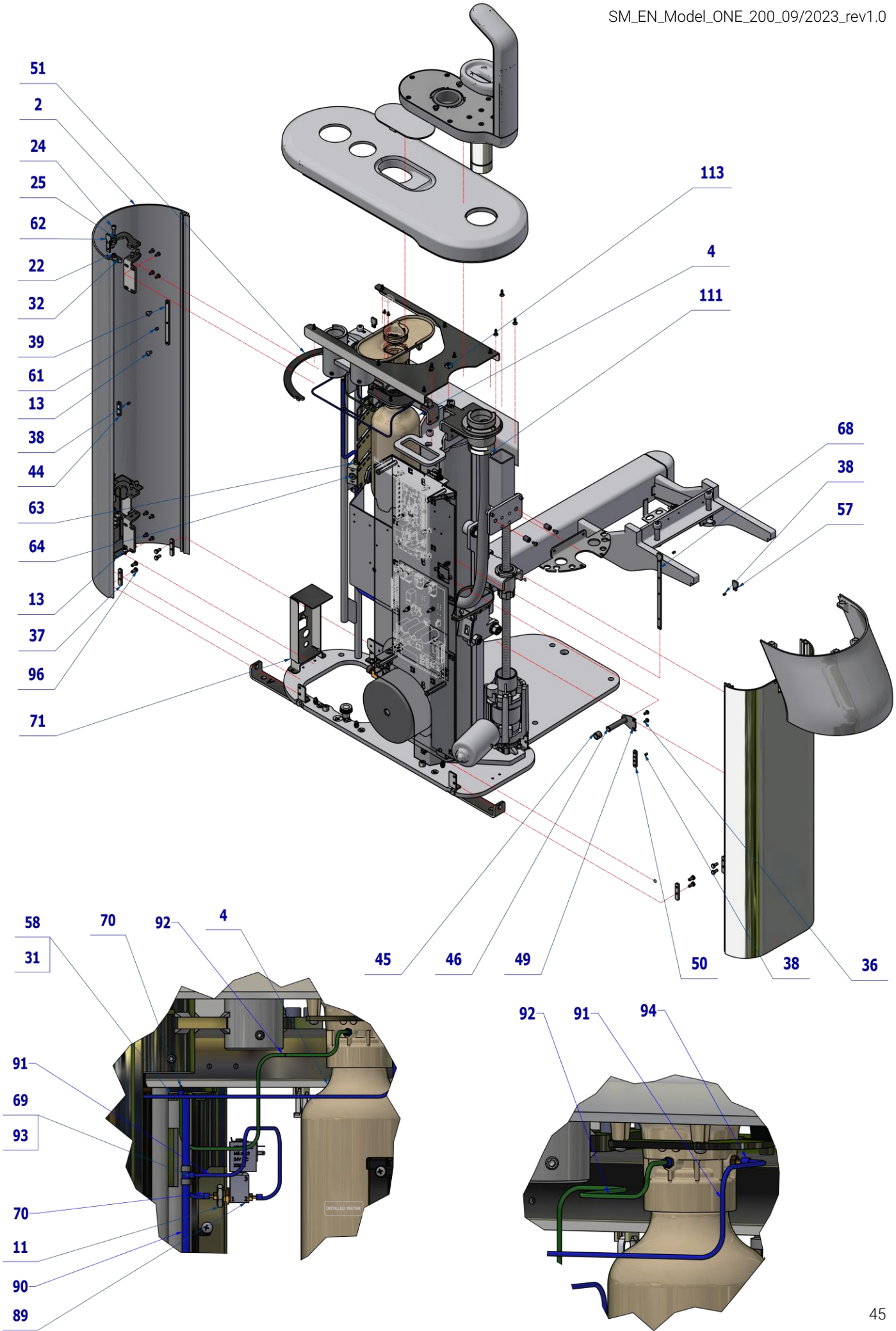
Pos.	Item no.	Product name	QTY	Unit	SP
001	ME321822.123	BOTTLE HEAD	1,00	PC.	X
002	ME397522.004	TAIL-PIECE 11752-2-M5-PKG	3,00	PC.	X
003	ME273114.004	SEAL NBR 43x34x5	1,00	PC.	X
004	ME429310.004	AIR BLOCK SMALL	1,00	PC.	X
005	ME307001.006	SCREW STP31 5x14 - H2	4,00	PC.	X
006	ME309543.069	SCREW M 5X8	1,00	PC.	X
007	V608.45-00-08	LOCK RING 1	1,00	PC.	X
008	V658-350-065-0	SENSOR HOLDER	1,00	PC.	X
009	ME283367.024	HOSE PUR 1,5/2,7 GREEN	0,25	m	X

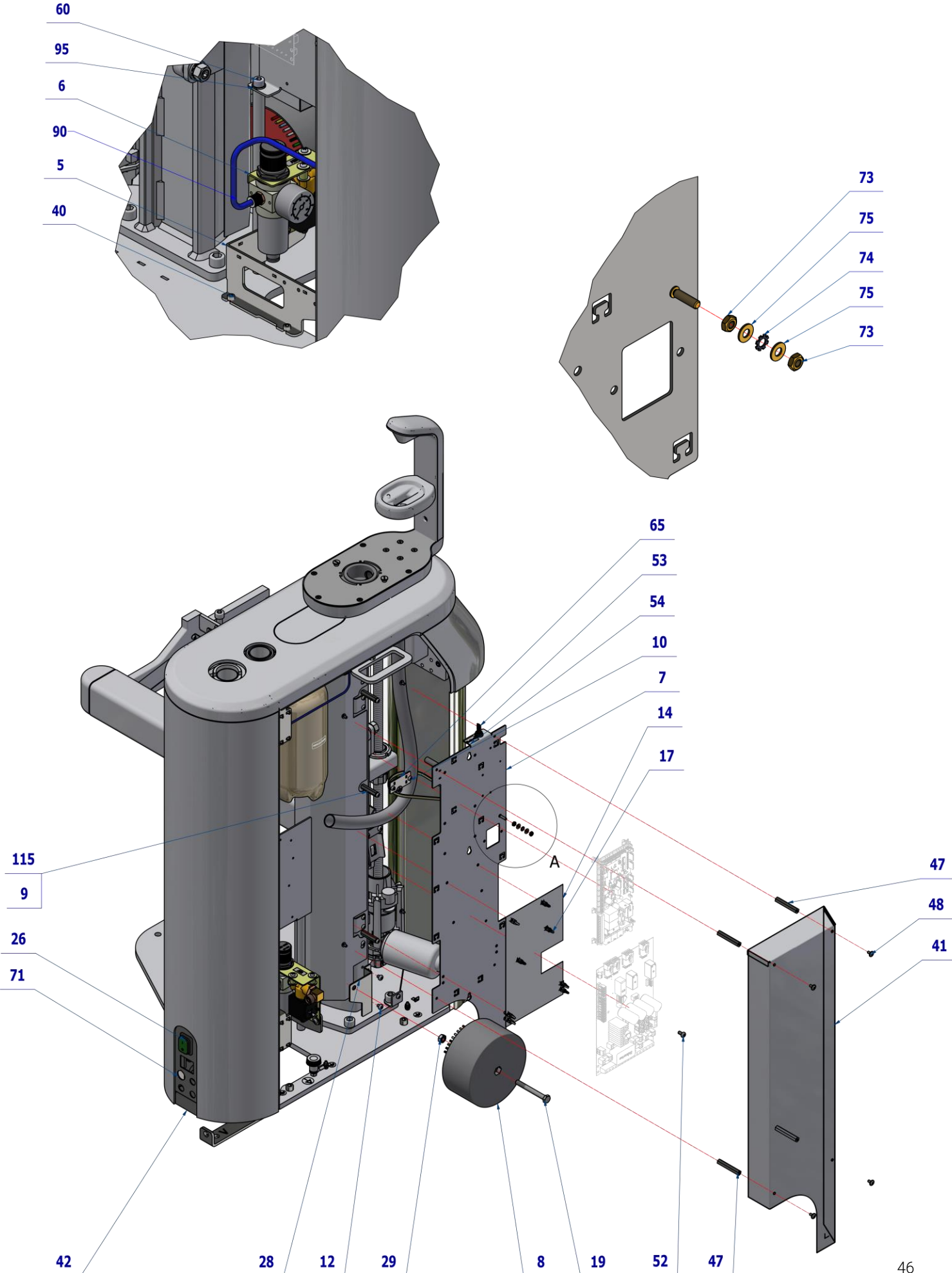
07/03/2023

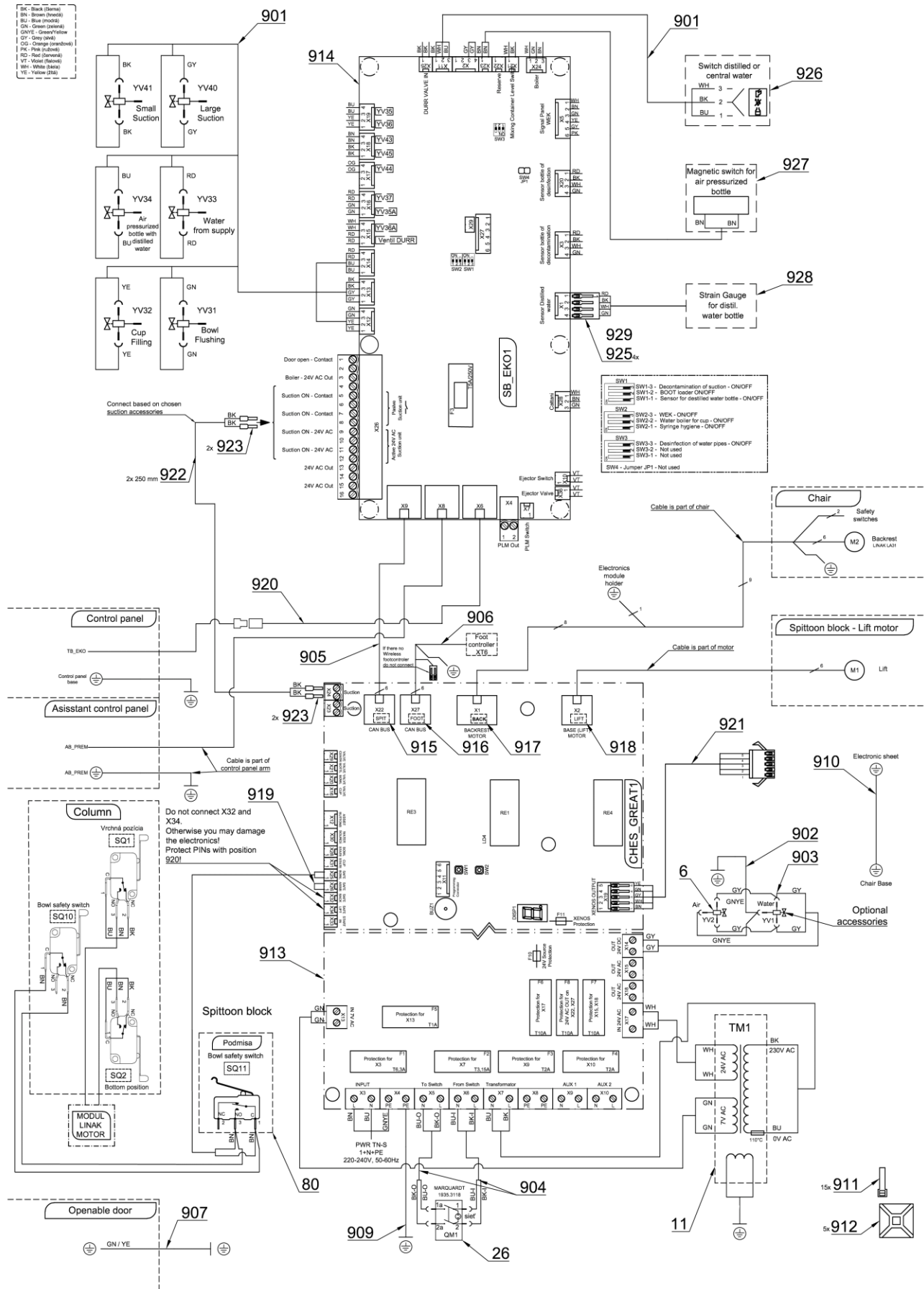
4 CUSPIDOR BLOCK WITH ROTARY BOWL, FUNNEL – HYGIENE – A658-350-003-0

	Product name	SP
A658-350-003-0_K-001	CUSPIDOR BLOCK WITH ROTARY BOWL, FUNNEL – HYGIENE / UNPAINTED	X
A658-350-003-0_K-005	CUSPIDOR BLOCK WITH ROTARY BOWL, FUNNEL – HYGIENE / WHT2_MATTE	X









Pos.	Item no.	Product name	QTY	Unit	SP
001	A658-001-000-0>>	CHAIR LIFT WITH FRAME	1,00	PC.	X
001	A658-001-000-0>>	CHAIR LIFT WITH FRAME	1,00	PC.	X
002	V658-350-005-0	COVER LIFT 1 / WHT2 MATTE	1,00	PC.	X

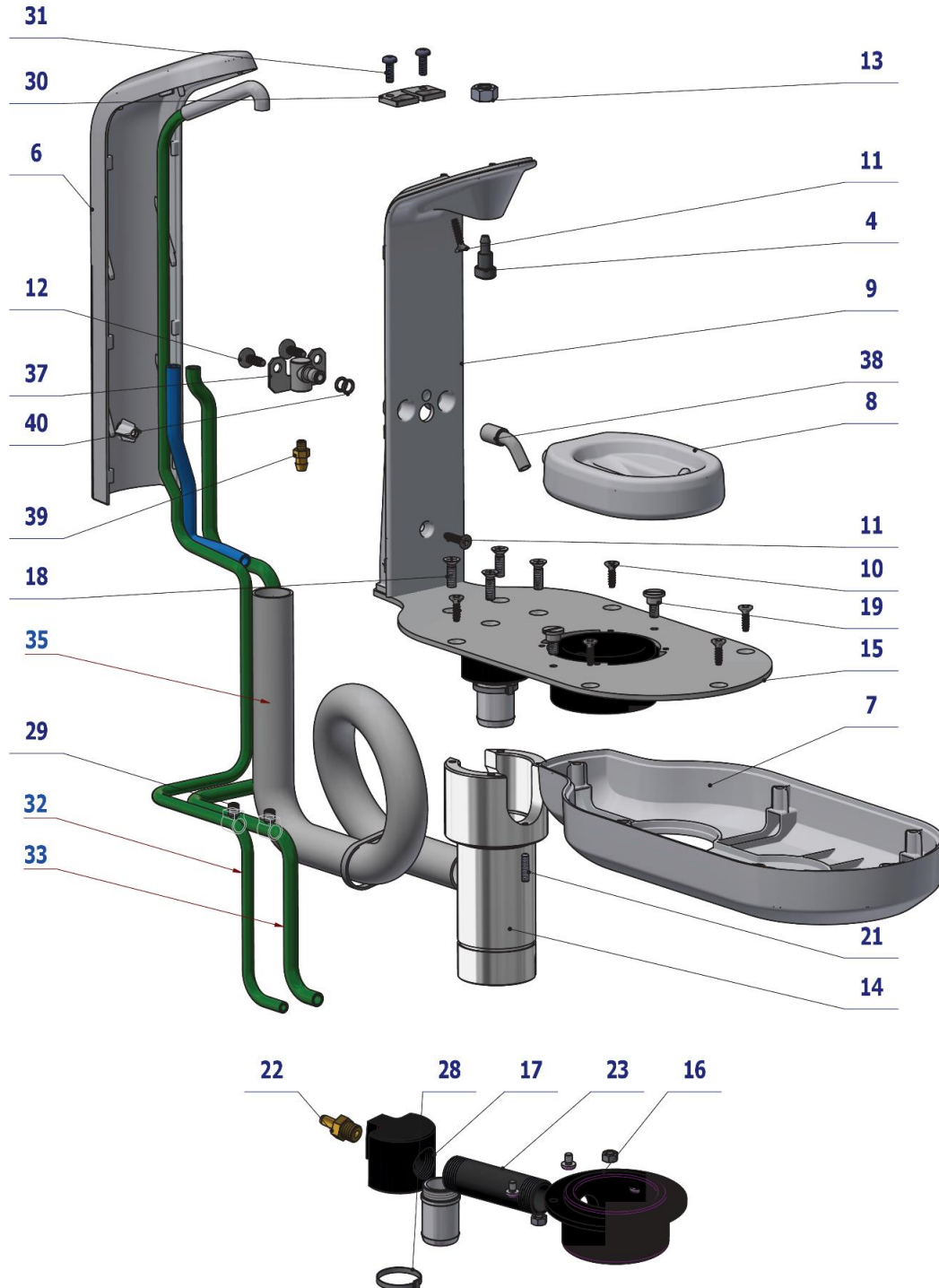
003	V658-350-004-0	COVER LIFT 2 / WHT2_MATTE	1,00	PC.	X
004	ME321822.122	BOTTLE 1.3L PB	1,00	PC.	X
005	V658-350-037-0	FILTERS HOLDER	1,00	PC.	X
006	A653-150-031-0>>	AIR REGULATOR	1,00	PC.	X
007	V658-350-057-0	ELECTRONICS BRACKET	1,00	PC.	X
008	A655-001-901-0>>	TRANSFORMER - ASSEMBLY	1,00	PC.	X
009	ME311120.090	SCREW M 5X10	3,00	PC.	X
010	ME309255.073	SCREW M 4X6	11,00	PC.	X
011	ME311120.091	NUT M 10X1	1,00	PC.	X
012	ME309255.050	SCREW M 5X6	2,00	PC.	X
013	ME309543.069	SCREW M 5X8	6,00	PC.	X
014	V653-001-027-0	WASHER CHES BASIC	1,00	PC.	X
015	ME392662.012	PRESSURE REGULATOR MR BIT 1/8 04 5107002	1,00	PC.	X
017	ME371418.028	SPACER POST. h=9,5mm SNAP-TYPE	14,00	PC.	X
019	ME309201.047	SCREW M 8X70	1,00	PC.	X
020	V658-350-020-0	HINGE A	2,00	PC.	X
021	V655-350-017-0	HINGE B	2,00	PC.	X
022	ME323427.053	SLIDING BUSHING RFM-0507-05	2,00	PC.	X
023	ME311120.068	SCREW M 4X8	4,00	PC.	X
024	ME309231.073	SCREW M 5X16	4,00	PC.	X
025	ME311210.020	WASHER P 5,3	2,00	PC.	X
026	ME345000.030	SWITCH MARQUARDT 1935.3118	1,00	PC.	X
027	V658-350-014-0	HOSE CONSOLE	1,00	PC.	X
028	V658-350-015-0	TRANSFORMER BRACKET	1,00	PC.	X
029	ME311120.031	NUT M 8	1,00	PC.	X
030	ME273141.019	BUMPER BUMPON SJ 5382 P 6,4	3,00	PC.	X
031	ME311214.031	WASHER P 5,1	2,00	PC.	X
032	V658-350-019-0	HINGE	2,00	PC.	X
033	ME309000.008	SCREW M 4X12	2,00	PC.	X
034	ME309543.042	SCREW M 6X12	2,00	PC.	X
035	V658-350-021-0	SCREW M10X14 ADJUSTMENT	2,00	PC.	X
036	ME309543.068	SCREW M 4X8	12,00	PC.	X
037	V658-350-048-0	CLAMP 2	4,00	PC.	X
038	ME309543.100	SCREW M 4X6	9,00	PC.	X
039	V658-350-026-0	CLAMP 4	1,00	PC.	X
040	ME309543.058	SCREW M 5X10	10,00	PC.	X
041	V658-350-092-0	COVER ELE ONE 200 WITH GROUNDING		PC.	X
042	V658-350-051-0	BASE COVER / WHT2_MATTE	1,00	PC.	X
043	V658-350-018-0	CLAMP 1	1,00	PC.	X
044	V658-350-049-0	HOLDER WEK	1,00	PC.	X
045	V658-350-047-0	MAGNET HOLDER	1,00	PC.	
046	ME549000.024	MAGNET TIP-ON + SELF-ADHESIVE SHEET	1,00	PC.	
047	V658-350-073-0	SPACER M4	4,00	PC.	
048	ME309251.097	SCREW M 4X8 DECORATIVE	4,00	PC.	X
049	V658-350-017-0	MAGNET CONSOLE	1,00	PC.	X
050	V658-350-024-0	CLAMP 2	1,00	PC.	X
051	V658-350-027-0	COVER HOLDER	1,00	PC.	X
052	ME309255.090	SCREW M 5X10	3,00	PC.	X
053	ME348000.021	SWITCHER C1720R	1,00	PC.	X
054	ME735010.049	SELF-ADHESIVE FILM, CENTRAL VENT	1,00	PC.	X
055	V658-350-054-0	COVER ANCHOR 1	2,00	PC.	X
056	V658-350-055-0	COVER ANCHOR 2	2,00	PC.	X
057	V658-350-059-0	CLAMP	2,00	PC.	X
058	ME311212.018	WASHER P 5,3	2,00	PC.	X
059	V658-350-063-0	CLAMP 14	2,00	PC.	
060	ME309543.048	SCREW M 8X10	1,00	PC.	
061	ME309543.094	SCREW M 5X6	3,00	PC.	
062	V658-350-064-0	HINGER CLAMP	1,00	PC.	
063	ME336402.028	ADAPTER 18240 BRASS	2,00	PC.	
064	ME392662.034	PLUG TO REGULATOR 1/8 2107001	1,00	PC.	
065	V655-350-056-0	CABLE HOLDER	1,00	PC.	
066	ME321822.240	TOP COVER CB-ONE200 ROTARY BOWL WITH FUNNEL		PC.	X
066	V658-350-143-0	TOP COVER CB-ONE200 ROTARY BOWL WITH FUNNEL / WHT2_MATTE		PC.	X

067	A655-350-005-0	TOP COVER WITH MAGNETS		PC.	
068	V658-350-078-0	CLAMP	1,00	PC.	
069	ME336401.027	ADAPTER T230/210-1	1,00	PC.	
070	ME336401.012	ADAPTER N210-1	1,00	PC.	
071	A658-001-050-0>>	ACCESSORY WITH EXTERNAL CONNECTORS		PC.	
071	V658-350-093-0	SWITCH HANDLE WITH CONTACT/ WHT2_MATTE		PC.	
072	V658-350-043-0	ACCESSORIES CONSOLE	1,00	PC.	
073	ME311180.004	NUT M 4	2,00	PC.	
074	ME311214.002	WASHER P 4,3 SERRATED	1,00	PC.	
075	ME311280.004	WASHER MS P 4,3	2,00	PC.	
076	ME735552.115	GROUNDING SYMBOL 4-2240.017	1,00	PC.	
077	ME735000.079	LABEL FLASH W008-26 PVC STICKER	2,00	PC.	
079	V658-350-074-0	VALVE BAR	1,00	PC.	X
085	ME307001.028	SCREW STP31 3x6 - H1	2,00	PC.	X
086	A653-350-021-0>>	UNDERBOWL ACCESSORIES WITHOUT SENSORS		PC.	
087	A658-350-062-0>>	FUNNEL WITH TENSOMETER		PC.	X
087	A658-350-065-0>>	FUNNEL WITH TENSOMETER FOR DISINFECTION		PC.	X
088	A658-350-053-0>>	UNDERBOWL GRIP	1,00	PC.	X
089	A653-350-008-0	VALVE V365B01G-ZE30A, M5x12 24V DC – ASSEMBLY 3	1,00	PC.	X
090	ME345711.028	HOSE PUR 3,8/6,4 BLUE	0,75	m	X
091	ME345711.024	HOSE PUR 1,5/2,7 BLUE	0,70	m	X
092	ME283367.024	HOSE PUR 1,5/2,7 GREEN	0,30	m	X
093	ME343415.031	HOSE SILICONE 5X1.5 GREY	0,02	M	X
094	ME283367.025	HOSE PUR 2,9/4,7 BLUE	0,02	m	X
095	ME311210.018	WASHER P 8,4	1,00	PC.	X
096	ME309203.076	SCREW M 5X10	8,00	PC.	
097	ME345711.049	CABLE TIE HOLDER	1,00	PC.	
098	me397900.017	CABLE TIE CTS 13 L 368	1,00	PC.	
099	V658-350-090-0	MANIPULATION CARRIER	1,00	PC.	
100	ME309543.011	SCREW M 8X16	2,00	PC.	
111	V658-350-029-0	UNDERBOWL CAM	1,00	PC.	
112	ME307001.011	SCREW STP31 4x12 - H2	12,00	PC.	
113	ME548241.030	NUT KLIPKO M5-R-083-35	1,00	PC.	
114	V658-350-009-0	COVER REINFORCEMENT	1,00	PC.	
115	V658-350-072-0	SPACER M5	3,00	PC.	
116	ME321822.242	SIDE COVER PB -ONE200		PC.	
116	V658-350-141-0	SIDE COVER PB -ONE200		PC.	
901	ME374100.107	CABLE BUNDLE VALVES MODEL PRO – LIFT	1,00	PC.	X
902	ME374100.116	WIRES 1.0 - GNYE - 0.48+0.15	1,00	PC.	X
903	ME374100.117	WIRES 0.5 – GY - 0.50+0.41	2,00	PC.	X
904	ME374100.041	SWITCH WIRES - ASSEMBLY	1,00	PC.	X
905	ME374100.112	CABLE CAN – CONNECT 90 mm	1,00	PC.	X
906	ME374100.121	POWER AND COMMUNICATION CABLE FC IN CB/EB	1,00	PC.	X
907	ME374100.045	WIRES GNYE - ASSEMBLY	1,00	PC.	X
909	ME374100.064	WIRE GNYE - ASSEMBLY	1,00	PC.	X
910	ME374100.111	WIRES CHAIR – GNYE – ASSEMBLY LIFT	1,00	PC.	X
911	ME397900.012	CABLE TIE CIMCO – 181361	15,00	PC.	X
912	ME345711.034	CLAMP F0505 HC 101	5,00	PC.	X
913	ME374000.500	MODULE CHES_GREAT	1,00	PC.	X
914	ME374000.475	MODULE SB_EK01	1,00	PC.	X
915	V400.01-01-45	LABEL SPIT		PC.	
916	V400.01-01-44	LABEL FOOT		PC.	
917	V400.01-01-43	LABEL BACK		PC.	
918	V400.01-01-42	LABEL LIFT		PC.	
919	ME374060.006	JUMPER	1,00	PC.	X
920	ME374100.114	CABLE CAN – MALE-FEMALE	1,00	PC.	X
921	A658-350-900-0	CONNECTION XENOS LIGHT	1,00	PC.	X
922	ME341416.027	WIRE LAU 0,75 BLACK	0,50	M	X
923	ME375000.002	INSULATED CRIMP FITTING -NITI 0,75X8GY	4,00	PC.	
925	ME372010.141	CRIMP CONTACT NSK 25-0	4,00	PC.	
927	ME374000.471	MODULE RS_PREM	1,00	PC.	X
929	ME374060.008	HOUSING NSG 25-4	1,00	PC.	X

PZ_23_047_OS_14/08/2023

4.1 UNDERBOWL ACCESSORIES WITHOUT SENSORS - A653-350-021-1

Item no.	Product name	SP
A653-350-021-1_K-001	UNDERBOWL ACCESSORIES WITHOUT SENSORS - UNPAINTED	X
A653-350-021-1_K-005	UNDERBOWL ACCESSORIES WITHOUT SENSORS - WHT2_MATTE	X



Pos.	Item no.	Product name	QTY	Unit	SP
004	V653-350-022-0	FILLING TUBE	1,00	PC.	X
006	ME321822.116	BATTERY COVER_UNPAINTED	OPT.	PC.	X
006	V653-350-105-0	BATTERY COVER_ WHT2_MATTE	OPT.	PC.	X
007	ME321822.115	BOWL TRAY_UNPAINTED	OPT.	PC.	X
007	V653-350-106-0	BOWL TRAY_ WHT2_MATTE	OPT.	PC.	X
008	ME321822.117	CUP TRAY PB / UNPAINTED	OPT.	PC.	X
008	V653-350-107-0	CUP TRAY PB / WHT2_MATTE	OPT.	PC.	X
009	ME321822.129	BATTERY CARRIER ECO PB / UNPAINTED	OPT.	PC.	X
009	V653-350-103-0	BATTERY CARRIER ECO PB / WHT2_MATTE	OPT.	PC.	X
010	ME307001.020	SCREW STP33 4x14 - H2 - A2	6,00	PC.	X

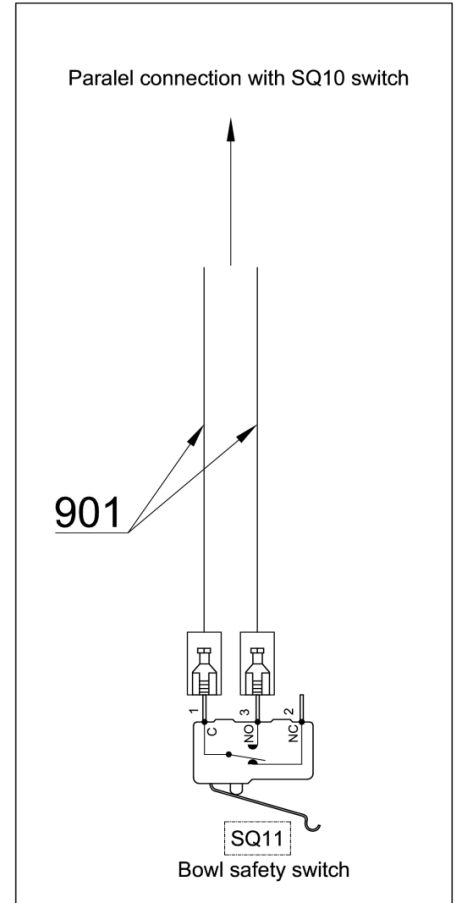
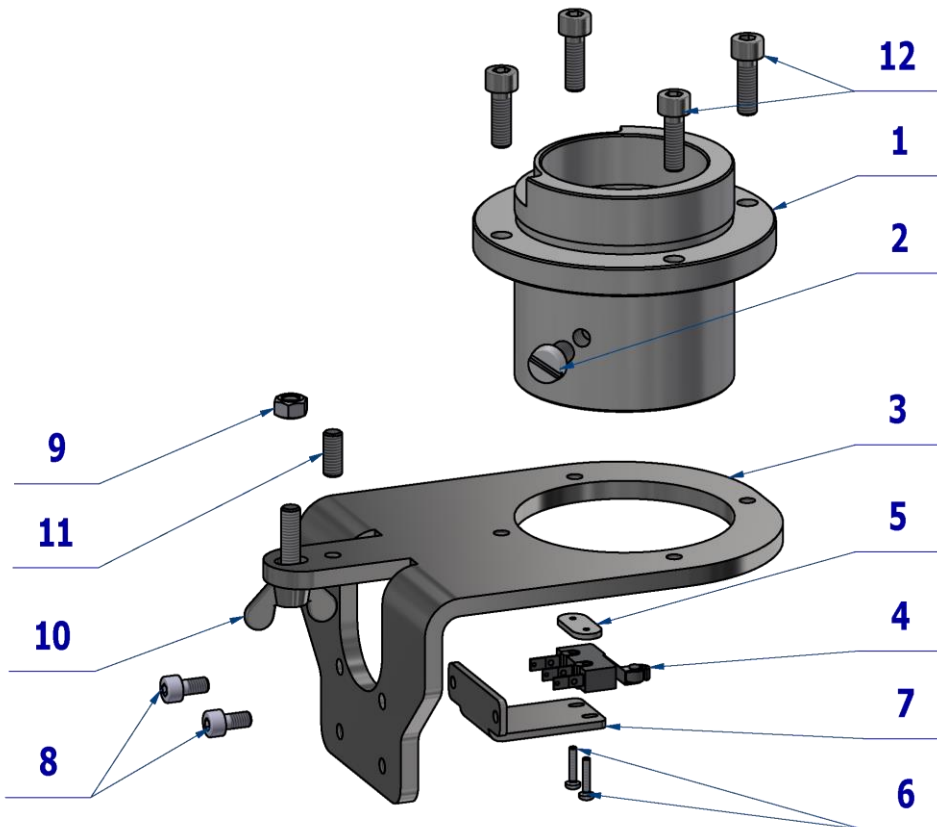
011	ME307001.021	SCREW STP33 4x18 - H2 – A2	2,00	PC.	X
012	ME307001.006	SCREW STP31 5x14 - H2	2,00	PC.	X
013	ME311120.072	NUT M 8	1,00	PC.	X
014	V653-350-031-0	BOWL TRAY STUD	1,00	PC.	X
015	V653-350-032-1	BOWL TRAY MOUNING PLATE / WHT2_MATTE	OPT.	PC.	X
016	V653-350-033-1	UNDERBOWL SIPHON	1,00	PC.	X
017	V653-350-035-0	PIPE CONNECTION	1,00	PC.	X
018	ME309251.081	SCREW M 5X16 A2	4,00	PC.	X
019	V653-350-037-1	BAYONET SCREW	2,00	PC.	X
020	V606.60-00-18.1	WASTE PIPE	1,00	PC.	X
021	ME309543.131	SCREW M 4X16	1,00	PC.	X
022	V653-350-036-0	EXHAUST CONNECTION	1,00	PC.	X
023	V653-350-034-0	DRAIN PIPE	1,00	PC.	X
028	ME397800.015	CABLE TIE F0301 CV-200	1,00	PC.	X
029	V607.80-38-00	RESTRICTOR - MODIFIED	2,00	PC.	X
030	V653-350-024-0	BATTERY WASHER	1,00	PC.	X
031	ME309543.072	SCREW M 4X12	2,00	PC.	X
032	ME345711.036	HOSE PUR 3,8/6,4 GREEN	1,10	m	X
033	ME283367.026	HOSE PUR 5,5/8 GREEN	0,80	m	X
034	ME283367.018	HOSE PUR 5/8 BLUE	0,20	M	X
035	ME336641.015	HOSE METASYS P20	0,80	M	X
037	V653-350-061-0	RINSE TUBE ASSEMBLY	1,00	PC.	X
038	V653-350-064-0	RINSE TUBE	1,00	PC.	X
039	V653-350-067-0	HOSE CONNECTION	1,00	PC.	X
040	ME273111.124	O RING P 5x1,8 NBR80	2,00	PC.	X
042	ME309255.053	SCREW M 4X6	4,00	PC.	
043	ME272000.017	SPIRAL HOSE 25m TYP 1/5,0	0,05	M	X
044	MS283811.031	BAG WITH MOLDING 250X350		PC.	
045	MS283811.029	BAG WITH MOLDING 40X60		PC.	
046	ME311120.075	NUT M 5	2,00	PC.	X

PZ_23_090_18/08/2023

4.2 UNDERBOWL GRIP – A658-350-053-0

Item no.	Product name	SP
A658-350-053-0_K-001	UNDERBOWL GRIP	X

BK - Black (čierna)
 BN - Brown (hnedá)
 BU - Blue (modrá)
 GN - Green (zelená)
 GNYE - Green/Yellow
 GY - Grey (sivá)
 OG - Orange (oranžová)
 PK - Pink (ružová)
 RD - Red (červená)
 VT - Violet (fialová)
 WH - White (biela)
 YE - Yellow (žltá)

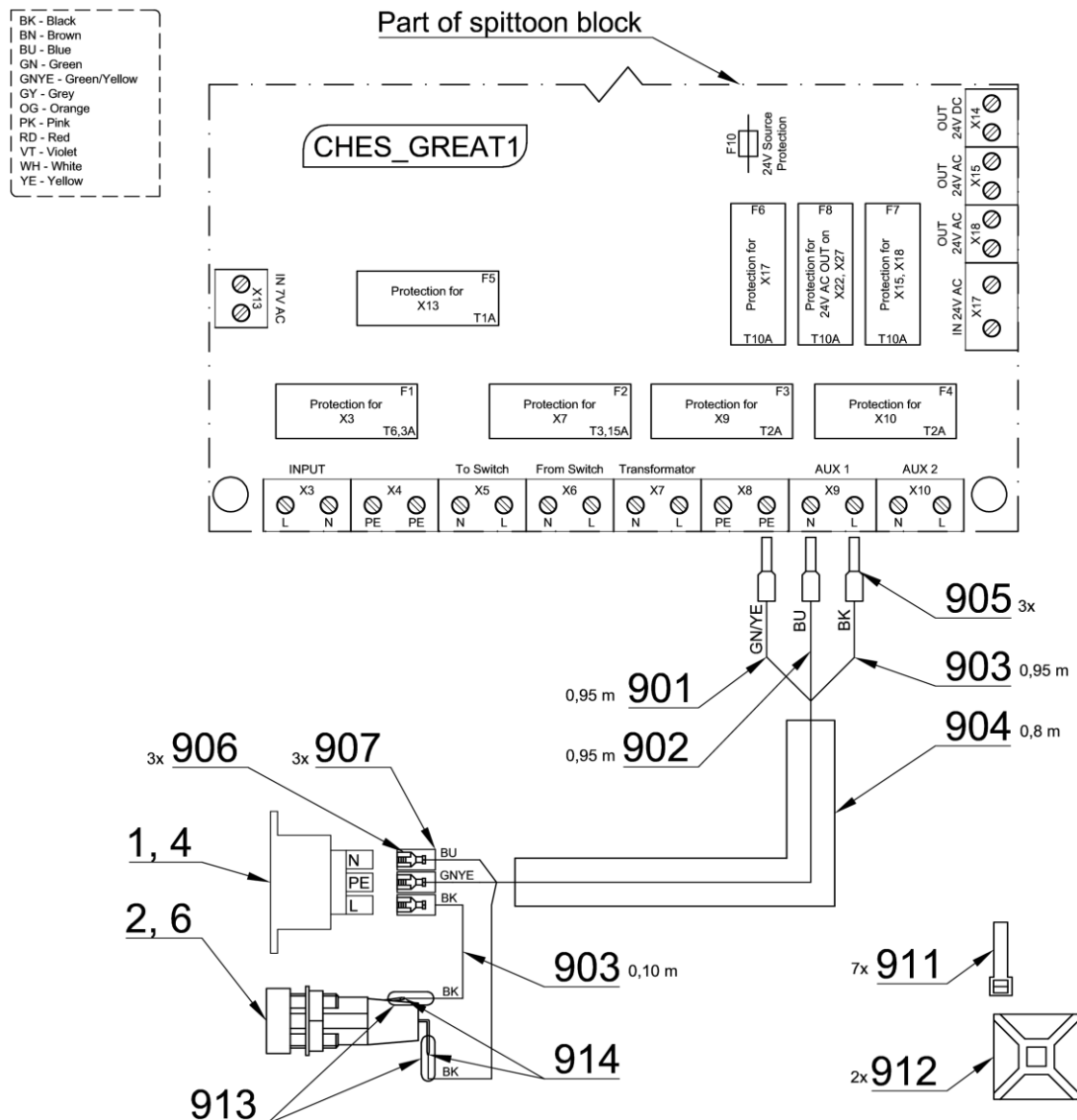
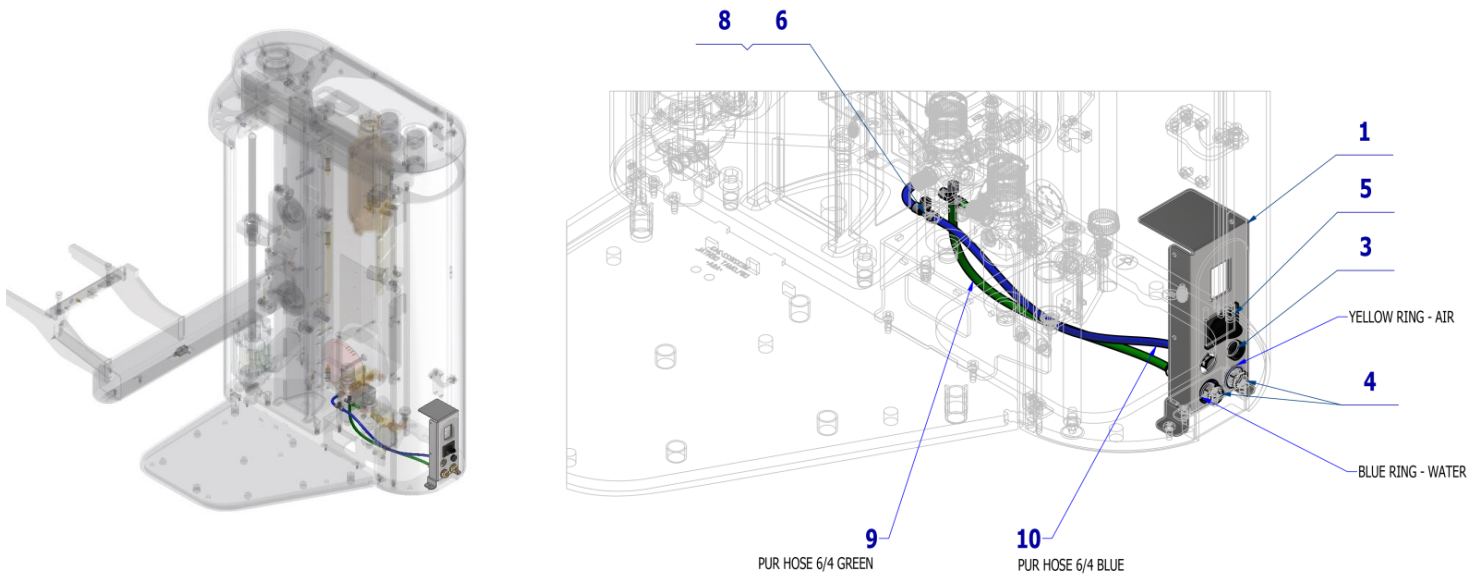


Pos.	Item no.	Product name	QTY	Unit	SP
001	V653-351-010-0	STUD CASE UNDERBOWL NON-CONVERTIBLE	1,00	PC.	X
002	ME309231.015	SCREW M 6X10 PA 6.6	1,00	PC.	X
003	V658-350-052-0	UNDERBOWL HOLDER	1,00	PC.	X
004	ME374415.035	MICROSWITCH OMRON SS-5GL2T	1,00	PC.	X
005	V653-460-008-0	MICROSWITCH NUT	1,00	PC.	X
006	ME309255.071	SCREW M 2X10	2,00	PC.	X
007	V658-350-046-0	MICROSWITCH HOLDER	1,00	PC.	X
008	ME311120.068	SCREW M 4X8	2,00	PC.	X
009	ME311120.087	NUT M 5 BN 131	1,00	PC.	X
010	ME311000.023	SCREW M 5X20	1,00	PC.	X
011	ME309543.098	SCREW M 5X12	1,00	PC.	X
012	ME309231.073	SCREW M 5X16	4,00	PC.	X
901	ME374100.113	WIRES CHAIR – SQ10, SQ11	1,00	PC.	X

14/04/2023

4.3 ACCESSORY WITH EXTERNAL CONNECTORS - A658-001-050-0

Item no.	Product name	SP
A658-001-050-0_K-001	ACCESSORY WITH EXTERNAL CONNECTORS	X

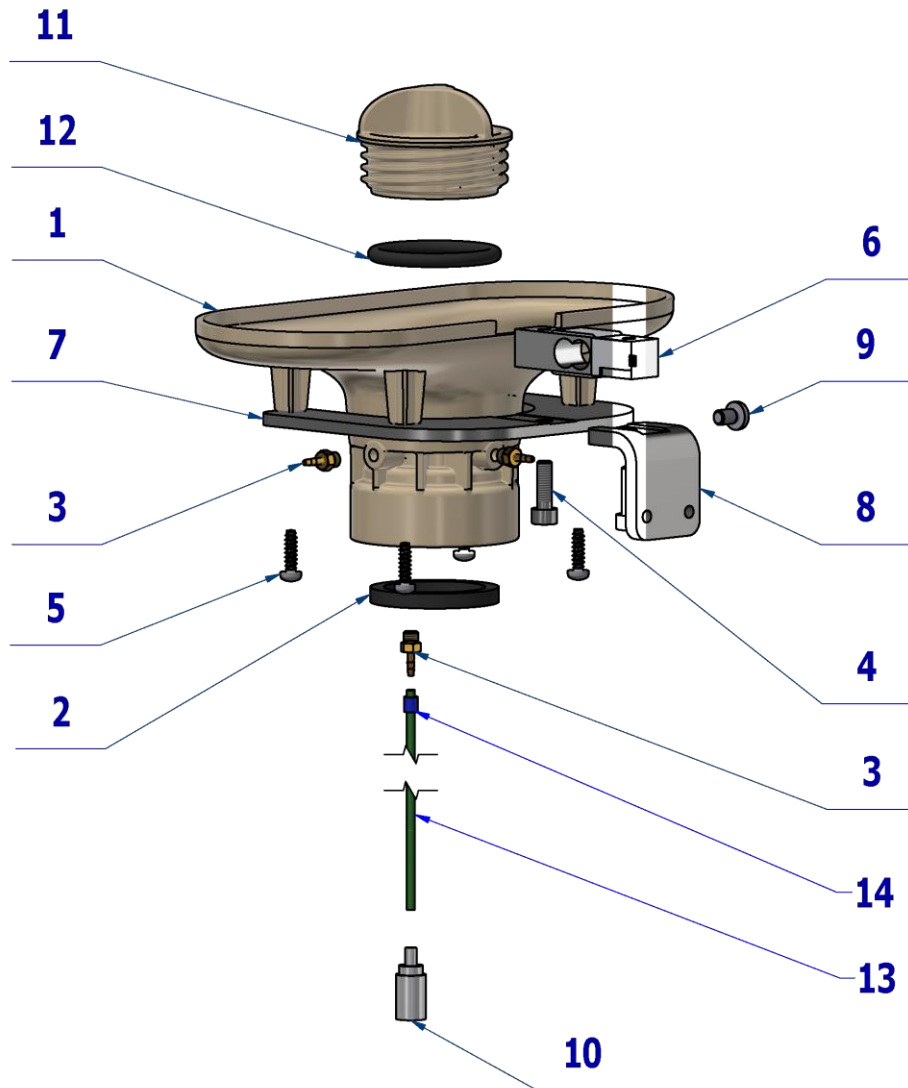


Pos.	Item no.	Product name	QTY	Unit	SP
001	V658-350-050-0	SWITCH GRIP 1 / WHT2_MATTE	1,00	PC.	X
002	ME440000.017	SOCKET	1,00	PC.	X
003	ME440000.018	FUSE HOLDER	1,00	PC.	X
004	ME551110.046	QUICK COUPLER 1/4" F PN 0011W	2,00	PC.	X
005	ME440000.019	SOCKET COVER 230V	1,00	PC.	X
006	ME336401.029	ADAPTER T230-1	2,00	PC.	X
007	ME371814.060	FUSE 5X20 F2A FAST	1,00	PC.	X
008	ME343415.031	HOSE SILICONE 5X1.5 GREY	0,03	M	X
009	ME345711.032	HOSE PUR C.Flex 6/4 100m GREEN	0,50	m	X
010	ME283367.030	HOSE PUR FLEX 6/4 100m BLUE	0,50	m	X
901	ME341418.007	WIRE HO5V-K 1X1 GNYE	0,95	M	X
902	ME341418.004	WIRE HO5V-K 1X1 BU - BLUE	0,95	M	X
903	ME341418.006	WIRE HO5V-K 1X1 BK	1,05	M	X
904	ME283362.022	INSUL.TUBE PVC 5X0,5 BLACK	0,80	M	X
905	ME375000.008	INSULATED CRIMP-NITI 1X8RD	3,00	PC.	X
906	ME345571.001	FASTON ADAPTER. 6,3 0,3-0,8 mm2	3,00	PC.	X
907	ME343415.032	INSULATED SLEEVE 6,3mm, PA	3,00	PC.	X
911	ME397900.012	CABLE TIE CIMCO - 181361	7,00	PC.	
912	ME345711.034	CLAMP F0505 HC 101	2,00	PC.	
913	ME243422.010	INSUL.TUBE P 2.1 BLACK	0,03	M	

24/05/2023

4.4 FUNNEL WITH TENSOMETER – A658-350-062-0

Item no.	Product name	SP
A658-350-062-0_K-001	FUNNEL WITH TENSOMETER	X

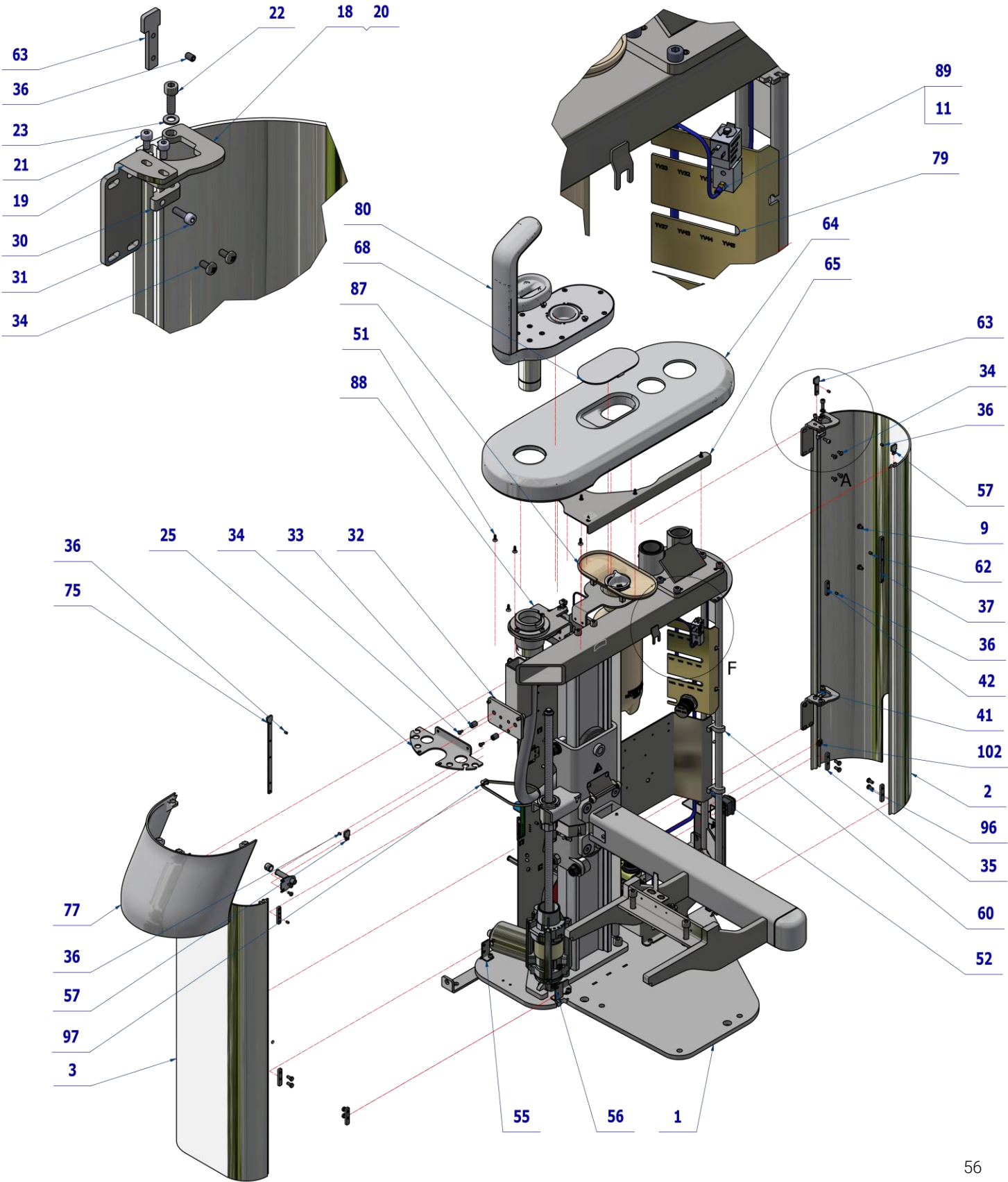


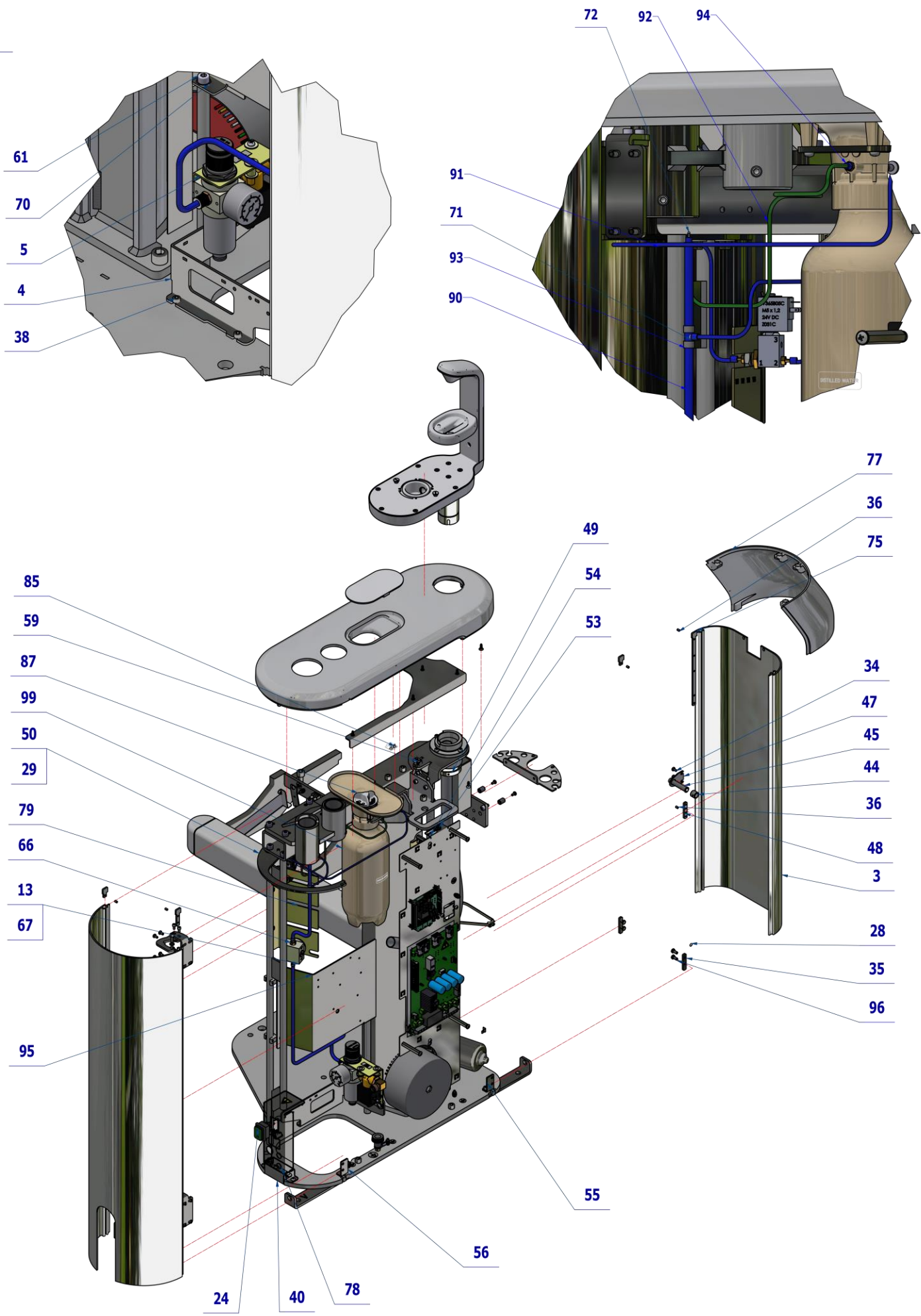
Pos.	Item no.	Product name	QTY	Unit	SP
001	ME321822.120	FUNNEL CB	1,00	PC.	X
002	ME273114.004	SEAL NBR 43x34x5	1,00	PC.	X
003	ME397522.004	TAIL-PIECE 11752-2-M5-PKG	3,00	PC.	X
004	ME309231.073	SCREW M 5X16	2,00	PC.	X
005	ME307001.002	SCREW STP32 4x14 - H2	4,00	PC.	X
006	ME374000.053	LOAD SENSOR	1,00	PC.	X
007	V655-350-031-0	FUNNEL SHEET	1,00	PC.	X
008	V658-350-032-0	SENSOR HOLDER	1,00	PC.	X
009	ME309543.069	SCREW M 5X8	1,00	PC.	X
010	ME429310.004	AIR BLOCK SMALL	1,00	PC.	X
011	ME321822.121	PLUG CB	1,00	PC.	X
012	ME273111.021	O RING P 35,3X4,6 NBR80	1,00	PC.	X
013	ME283367.024	HOSE PUR 1,5/2,7 GREEN	0,25	m	X
014	ME283367.025	HOSE PUR 2,9/4,7 BLUE	0,005	m	X

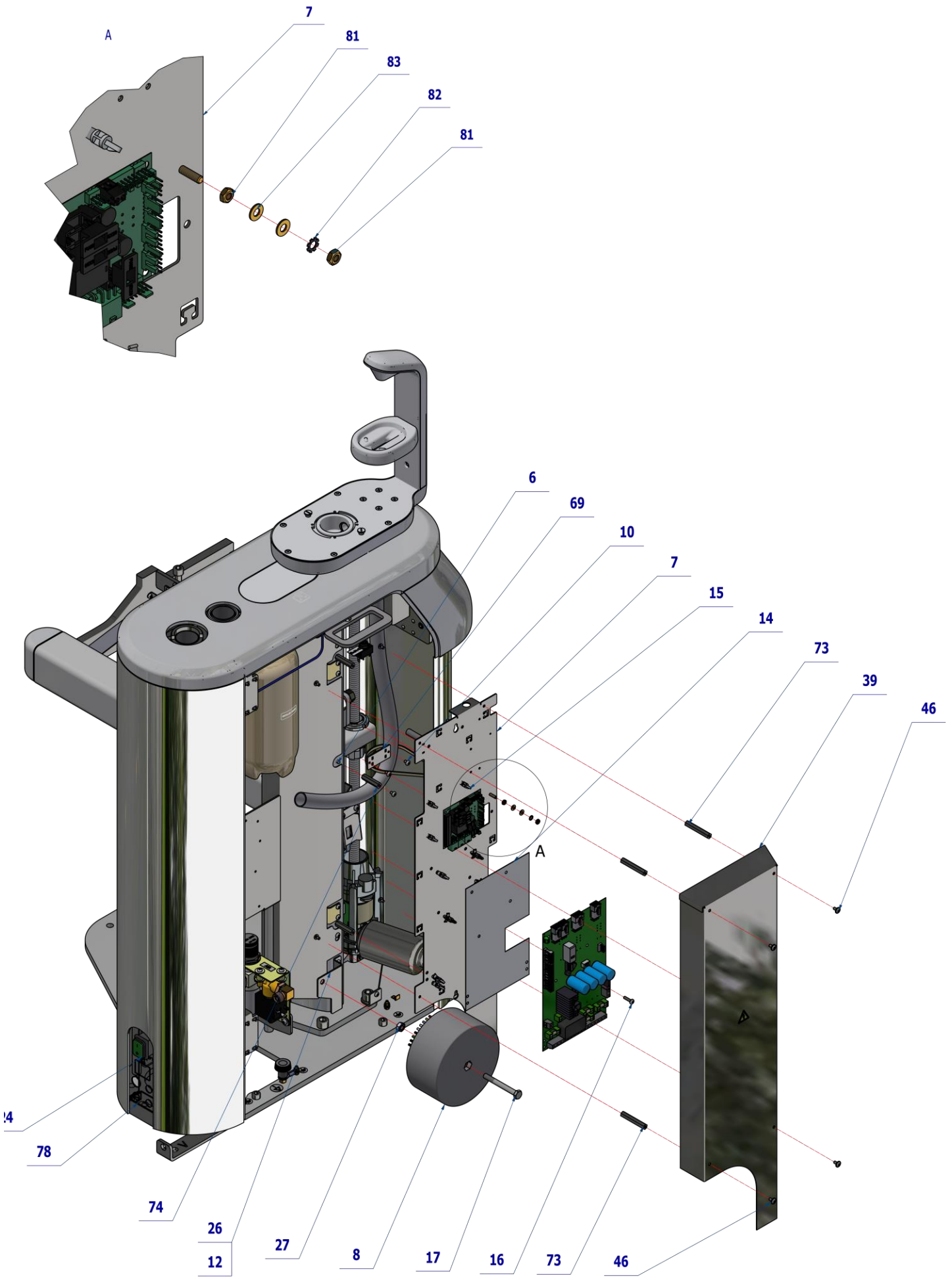
13/04/2023

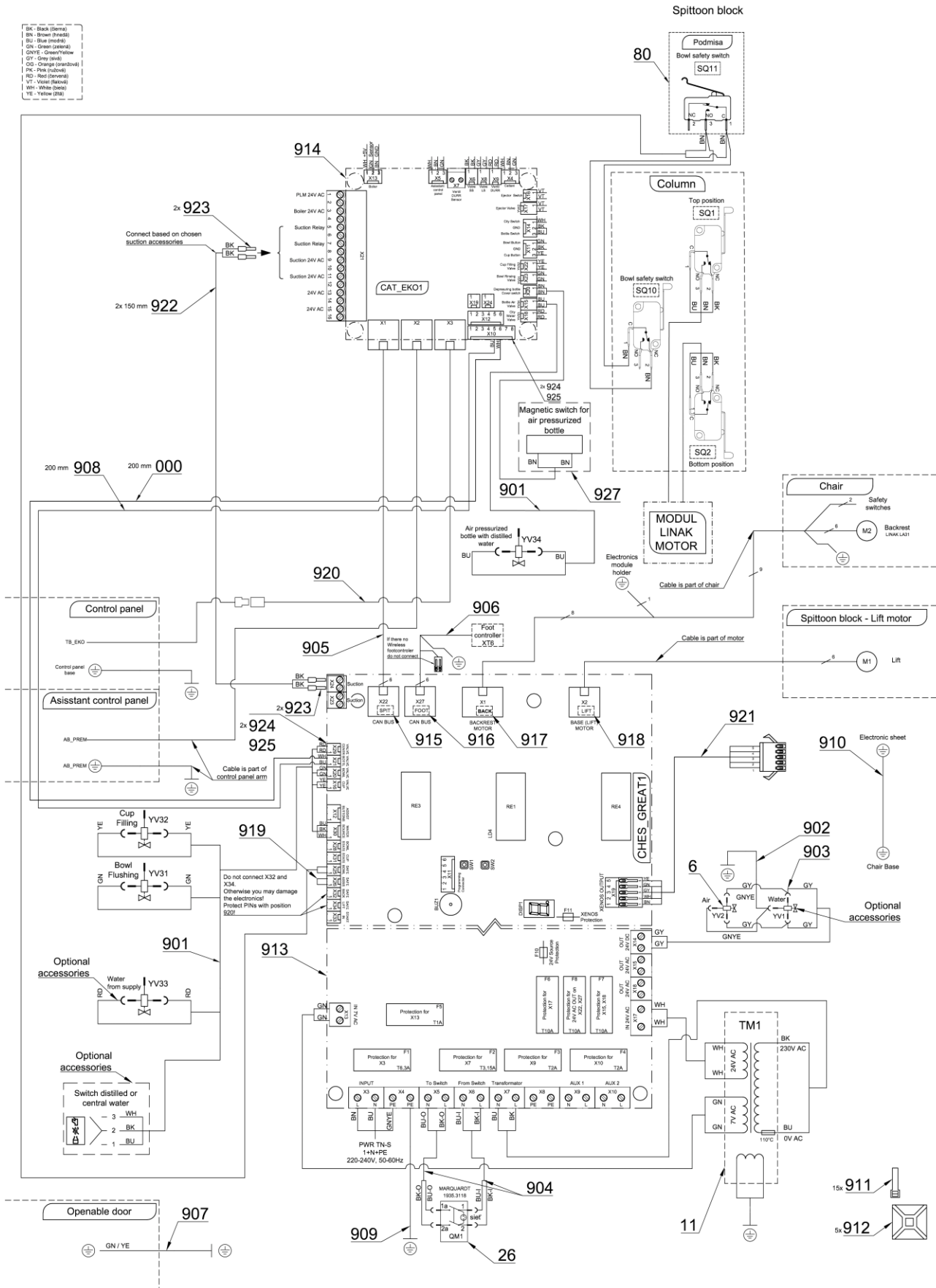
5 CUSPIDOR BLOCK WITH ROTARY BOWL, FUNNEL WITHOUT TENSOMETER –
A658-350-004-0

Item no.	Product name	SP
A658-350-004-0_K-001	CUSPIDOR BLOCK WITH ROTARY BOWL, FUNNEL WITHOUT TENSOMETER / UNPAINTED	X
A658-350-004-0_K-005	CUSPIDOR BLOCK WITH ROTARY BOWL, FUNNEL WITHOUT TENSOMETER / WHT2_MATTE	X









Pos.	Item no.	Product name	QTY	Unit	SP
001	A658-001-000-0>>	CHAIR LIFT WITH FRAME	1,00	PC.	X
001	A658-001-000-0>>	CHAIR LIFT WITH FRAME	1,00	PC.	X
002	V658-350-005-0	COVER LIFT 1 / WHT2_MATTE	1,00	PC.	X
003	ME321822.122	BOTTLE 1.3L PB	1,00	PC.	X

004	V658-350-037-0	FILTERS HOLDER	1,00	PC.	X
005	A653-150-031-0>>	AIR REGULATOR	1,00	PC.	X
006	ME311120.090	SCREW M 5X10	3,00	PC.	X
007	V658-350-057-0	ELECTRONICS BRACKET	1,00	PC.	X
008	A655-001-901-0>>	TRANSFORMER - ASSEMBLY	1,00	PC.	X
009	ME309543.069	SCREW M 5X8	6,00	PC.	X
010	ME309255.073	SCREW M 4X6	11,00	PC.	X
011	ME311120.091	NUT M 10X1	1,00	PC.	X
012	ME309255.050	SCREW M 5X6	2,00	PC.	X
013	ME392662.012	PRESSURE REGULATOR MR BIT 1/8 04 5107002	1,00	PC.	X
014	V653-001-027-0	WASHER CHES BASIC	1,00	PC.	X
015	ME371418.028	SPACER POST. h=9,5mm SNAP-TYPE	12,00	PC.	X
016	ME309255.064	SCREW M 4X16	1,00	PC.	X
017	ME309201.047	SCREW M 8X70	1,00	PC.	X
018	V658-350-020-0	HINGE A	2,00	PC.	X
019	V655-350-017-0	HINGE B	2,00	PC.	X
020	ME323427.053	SLIDING BUSHING RFM-0507-05	2,00	PC.	X
021	ME311120.068	SCREW M 4X8	4,00	PC.	X
022	ME309231.073	SCREW M 5X16	4,00	PC.	X
023	ME311210.020	WASHER P 5,3	2,00	PC.	X
024	ME345000.030	SWITCH MARQUARDT 1935.3118	1,00	PC.	X
025	V658-350-014-0	HOSE CONSOLE	1,00	PC.	X
026	V658-350-015-0	TRANSFORMER BRACKET	1,00	PC.	X
027	ME311120.031	NUT M 8	1,00	PC.	X
028	ME273141.019	BUMPER BUMPON SJ 5382 P 6,4	3,00	PC.	X
029	ME311214.031	WASHER P 5,1	2,00	PC.	X
030	V658-350-019-0	HINGE	2,00	PC.	X
031	ME309000.008	SCREW M 4X12	2,00	PC.	X
032	ME309543.042	SCREW M 6X12	2,00	PC.	X
033	V658-350-021-0	SCREW M10X14 ADJUSTMENT	2,00	PC.	X
034	ME309543.068	SCREW M 4X8	12,00	PC.	X
035	V658-350-048-0	CLAMP 2	4,00	PC.	X
036	ME309543.100	SCREW M 4X6	9,00	PC.	X
037	V658-350-026-0	CLAMP 4	1,00	PC.	X
038	ME309543.058	SCREW M 5X10	10,00	PC.	X
039	V658-350-036-0	COVER ELE ONE 200		PC.	X
040	V658-350-051-0	BASE COVER / WHT2_MATTE	1,00	PC.	X
041	V658-350-018-0	CLAMP 1	1,00	PC.	X
042	V658-350-049-0	HOLDER WEK	1,00	PC.	X
044	V658-350-047-0	MAGNET HOLDER	1,00	PC.	X
045	ME549000.024	MAGNET TIP-ON + SELF-ADHESIVE SHEET	1,00	PC.	X
046	ME309251.097	SCREW M 4X8 DECORATIVE	4,00	PC.	X
047	V658-350-017-0	MAGNET CONSOLE	1,00	PC.	X
048	V658-350-024-0	CLAMP 2	1,00	PC.	X
049	V658-350-029-0	UNDERBOWL CAM	1,00	PC.	X
050	V658-350-027-0	COVER HOLDER	1,00	PC.	X
051	ME307001.011	SCREW STP31 4x12 - H2	12,00	PC.	X
052	ME309255.044	SCREW M 4X10	2,00	PC.	X
053	ME348000.021	SWITCHER C1720R	1,00	PC.	X
054	ME735010.049	SELF-ADHESIVE FILM, CENTRAL VENT	1,00	PC.	X
055	V658-350-054-0	COVER ANCHOR 1	2,00	PC.	X
056	V658-350-055-0	COVER ANCHOR 2	2,00	PC.	X
057	V658-350-059-0	CLAMP	2,00	PC.	X
058	ME311212.018	WASHER P 5,3	2,00	PC.	X
059	ME548241.030	NUT KLIPKO M5-R-083-35	1,00	PC.	X
060	V658-350-063-0	CLAMP 14	2,00	PC.	X
061	ME309543.048	SCREW M 8X10	1,00	PC.	X
062	ME309543.094	SCREW M 5X6	3,00	PC.	X
063	V658-350-064-0	HINGER CLAMP	1,00	PC.	X
064	ME321822.240	TOP COVER CB-ONE200 ROTARY BOWL WITH FUNNEL		PC.	X
064	V658-350-143-0	TOP COVER CB-ONE200 ROTARY BOWL WITH FUNNEL / WHT2_MATTE		PC.	X
065	V658-350-009-0	COVER REINFORCEMENT	1,00	PC.	X
066	ME336402.028	ADAPTER 18240 BRASS	2,00	PC.	X

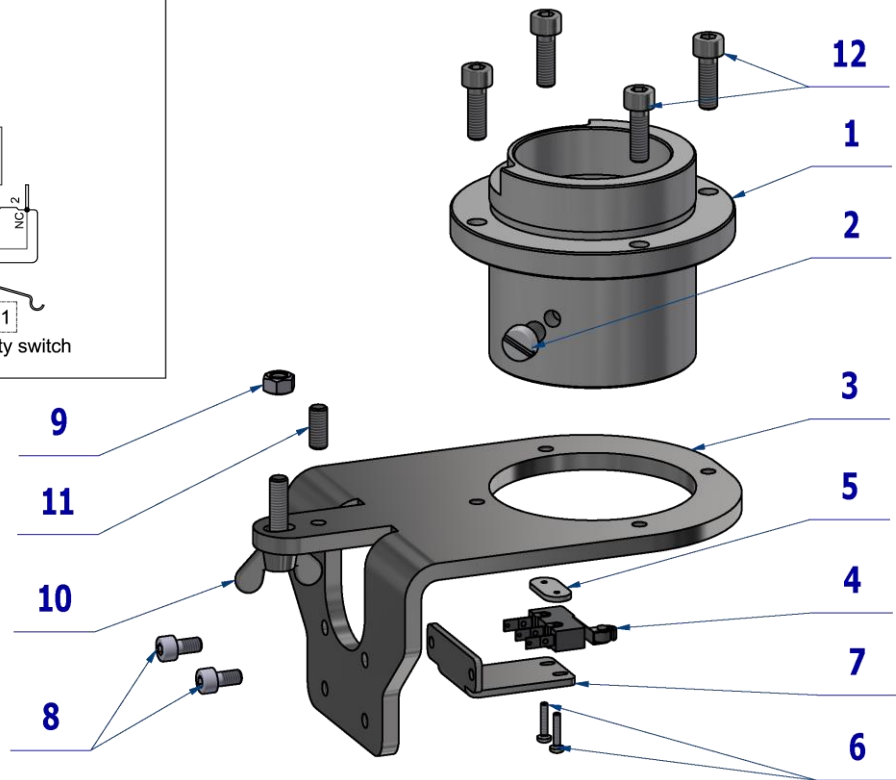
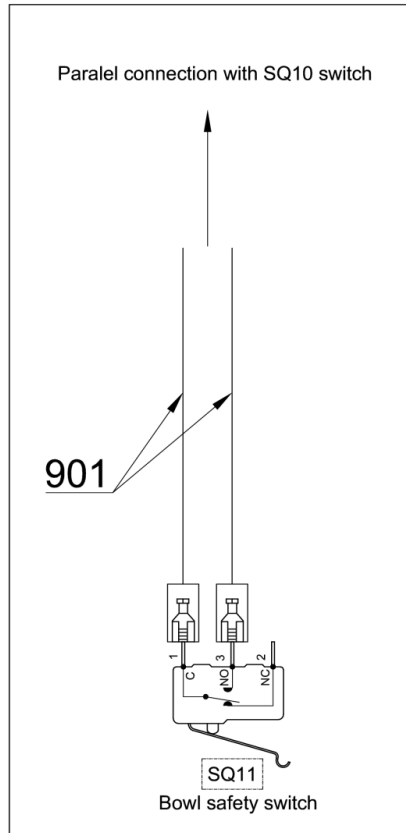
067	ME392662.034	PLUG TO REGULATOR 1/8 2107001	1,00	PC.	X
068	A655-350-005-0	TOP COVER WITH MAGNETS		PC.	X
069	V655-350-056-0	CABLE HOLDER	1,00	PC.	X
070	ME311210.018	WASHER P 8,4	1,00	PC.	
071	ME336401.027	ADAPTER T230/210-1	1,00	PC.	X
072	ME336401.012	ADAPTER N210-1	1,00	PC.	X
073	V658-350-073-0	SPACER M4	4,00	PC.	X
074	V658-350-072-0	SPACER M5	3,00	PC.	X
075	V658-350-078-0	CLAMP	1,00	PC.	X
076	V658-350-004-0	COVER LIFT 2 / WHT2_MATTE	1,00	PC.	X
077	ME321822.242	SIDE COVER PB -ONE200		PC.	X
077	V658-350-141-0	SIDE COVER PB -ONE200		PC.	X
078	A658-001-050-0>>	ACCESSORY WITH EXTERNAL CONNECTORS		PC.	X
078	V658-350-093-0	SWITCH HANDLE WITH CONTACT/WHT2_MATTE			
079	V658-350-074-0	VALVE BAR	1,00	PC.	X
080	A653-350-021-0>>	UNDERBOWL ACCESSORIES WITHOUT SENSORS		PC.	X
081	ME311180.004	NUT M 4	2,00	PC.	X
082	ME311214.002	WASHER P 4,3 SERRATED	1,00	PC.	X
083	ME311280.004	WASHER MS P 4,3	2,00	PC.	X
084	ME735552.115	GROUNDING SYMBOL 4-2240.017	1,00	PC.	
085	ME307001.028	SCREW STP31 3x6 - H1	2,00	PC.	X
086	ME735000.079	LABEL FLASH W008-26 PVC STICKER	2,00	PC.	
087	A658-350-064-0>>	FUNNEL WITHOUT TENSOMETER	1,00	PC.	X
088	A658-350-053-0>>	UNDERBOWL GRIP	1,00	PC.	X
089	A653-350-008-0	VALVE V365B01G-ZE30A, M5x12 24V DC – ASSEMBLY 3	1,00	PC.	X
090	ME345711.028	HOSE PUR 3,8/6,4 BLUE	0,75	m	X
091	ME345711.024	HOSE PUR 1,5/2,7 BLUE	0,83	m	X
092	ME283367.024	HOSE PUR 1,5/2,7 GREEN	0,30	m	X
093	ME343415.031	HOSE SILICONE 5X1.5 GREY	0,02	M	X
094	ME283367.025	HOSE PUR 2,9/4,7 BLUE	0,04	m	X
095	V658-350-043-0	ACCESSORIES CONSOLE	1,00	PC.	X
096	ME309203.076	SCREW M 5X10	8,00	PC.	
097	ME345711.049	CABLE TIE HOLDER	1,00	PC.	
098	me397900.017	CABLE TIE CTS 13 L 368	1,00	PC.	
099	V658-350-090-0	MANIPULATION CARRIER	1,00	PC.	
100	ME309543.011	SCREW M 8X16	2,00	PC.	
901	ME374100.107	CABLE BUNDLE VALVES MODEL PRO – LIFT	1,00	PC.	X
902	ME374100.116	WIRES 1.0 - GNYE - 0.48+0.15	1,00	PC.	X
903	ME374100.117	WIRES 0.5 – GY - 0.50+0.41	2,00	PC.	X
904	ME374100.041	SWITCH WIRES - ASSEMBLY	1,00	PC.	X
905	ME374100.112	CABLE CAN – CONNECT 90 mm	1,00	PC.	X
906	ME374100.121	POWER AND COMMUNICATION CABLE FC IN CB/EB	1,00	PC.	X
907	ME374100.045	WIRES GNYE - ASSEMBLY	1,00	PC.	X
908	ME341419.002	WIRE LiY 0,25 BU - 4126002S	0,40	M	X
909	ME374100.064	WIRE GNYE - ASSEMBLY	1,00	PC.	X
910	ME374100.111	WIRES CHAIR – GNYE – ASSEMBLY LIFT	1,00	PC.	X
911	ME397900.012	CABLE TIE CIMCO – 181361	15,00	PC.	X
912	ME345711.034	CLAMP F0505 HC 101	5,00	PC.	X
913	ME374000.500	MODULE CHES_GREAT	1,00	PC.	X
914	ME374000.474	MODULE CAT_EKO1	1,00	PC.	X
915	V400.01-01-45	LABEL SPIT		PC.	
916	V400.01-01-44	LABEL FOOT		PC.	
917	V400.01-01-43	LABEL BACK		PC.	
918	V400.01-01-42	LABEL LIFT		PC.	
919	ME374060.006	JUMPER	1,00	PC.	X
920	ME374100.114	CABLE CAN – MALE-FEMALE	1,00	PC.	X
921	A658-350-900-0	CONNECTION XENOS LIGHT	1,00	PC.	X
922	ME341416.027	WIRE LAU 0,75 BLACK	0,50	M	X
923	ME375000.002	INSULATED CRIMP FITTING -NITI 0,75X8GY	4,00	PC.	
924	ME372010.141	CRIMP CONTACT NSK 25-0	4,00	PC.	
925	ME374060.009	HOUSING NSG 25-8	1,00	PC.	X
926	ME374060.010	HOUSING NSG 25-2	1,00	PC.	X
927	ME374000.471	MODULE RS_PREM	1,00	PC.	X

PZ_23_094_21/08/2023

5.1 UNDERBOWL GRIP – A658-350-053-0

Item no.	Product name	SP
A658-350-053-0_K-001	UNDERBOWL GRIP	X

BK - Black (čierna)
BN - Brown (hnedá)
BU - Blue (modrá)
GN - Green (zelená)
GNYE - Green/Yellow
GY - Grey (sivá)
OG - Orange (oranžová)
PK - Pink (ružová)
RD - Red (červená)
VT - Violet (fialová)
WH - White (biela)
YE - Yellow (žltá)

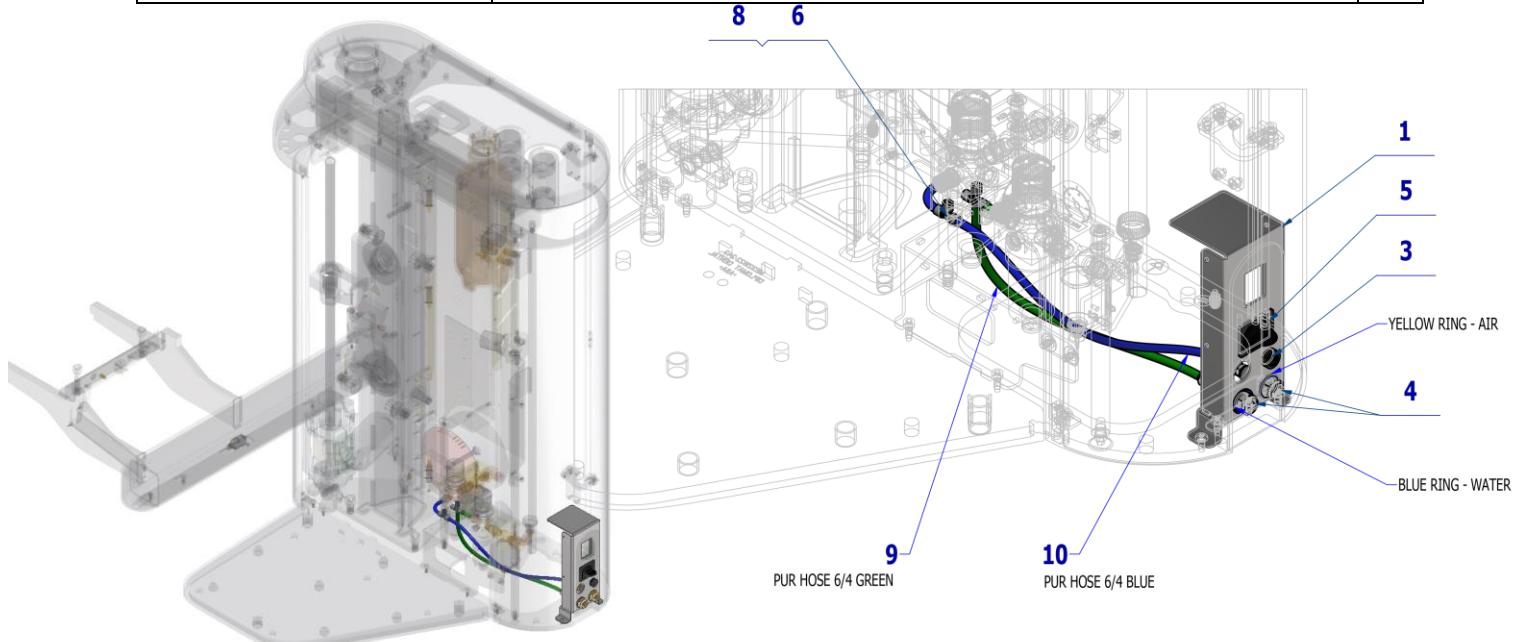


Pos.	Item no.	Product name	QTY	Unit	SP
001	V653-351-010-0	STUD CASE UNDERBOWL NON-CONVERTIBLE	1,00	PC.	X
002	ME309231.015	SCREW M 6X10 PA 6.6	1,00	PC.	X
003	V658-350-052-0	UNDERBOWL HOLDER	1,00	PC.	X
004	ME374415.035	MICROSWITCH OMRON SS-5GL2T	1,00	PC.	X
005	V653-460-008-0	MICROSWITCH NUT	1,00	PC.	X
006	ME309255.071	SCREW M 2X10	2,00	PC.	X
007	V658-350-046-0	MICROSWITCH HOLDER	1,00	PC.	X
008	ME311120.068	SCREW M 4X8	2,00	PC.	X
009	ME311120.087	NUT M 5 BN 131	1,00	PC.	X
010	ME311000.023	SCREW M 5X20	1,00	PC.	X
011	ME309543.098	SCREW M 5X12	1,00	PC.	X
012	ME309231.073	SCREW M 5X16	4,00	PC.	X
901	ME374100.113	WIRES CHAIR – SQ10, SQ11	1,00	PC.	X

14/04/2023

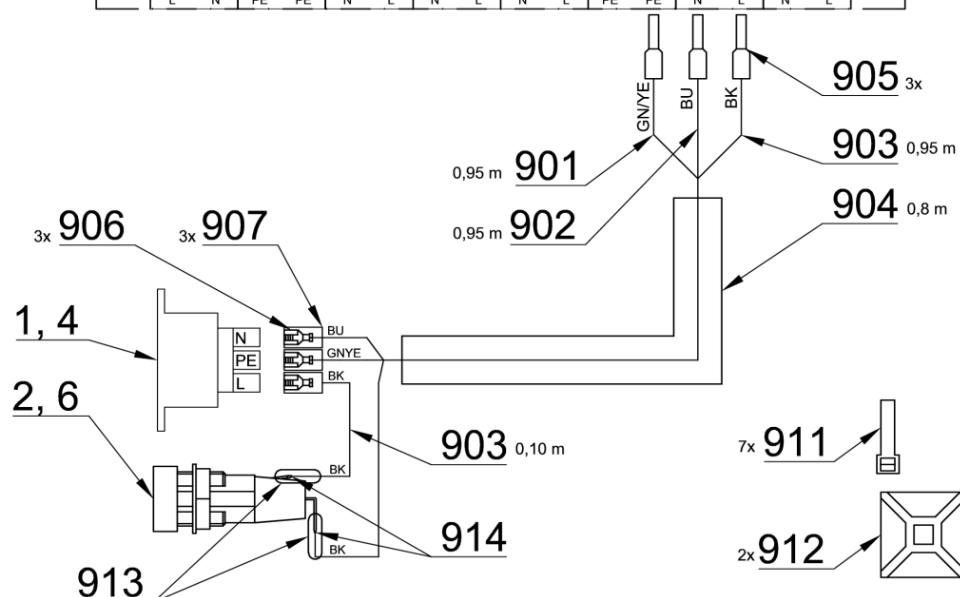
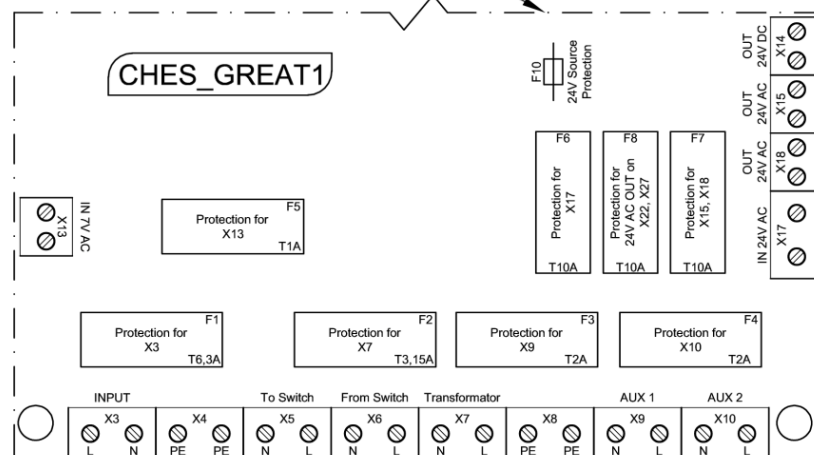
5.2 ACCESSORY WITH EXTERNAL CONNECTORS - A658-001-050-0

Item no.	Product name	SP
A658-001-050-0_K-001	ACCESSORY WITH EXTERNAL CONNECTORS	X



- BK - Black
 BN - Brown
 BU - Blue
 GN - Green
 GNYE - Green/Yellow
 GY - Grey
 OG - Orange
 PK - Pink
 RD - Red
 VT - Violet
 WH - White
 YE - Yellow

Part of spittoon block

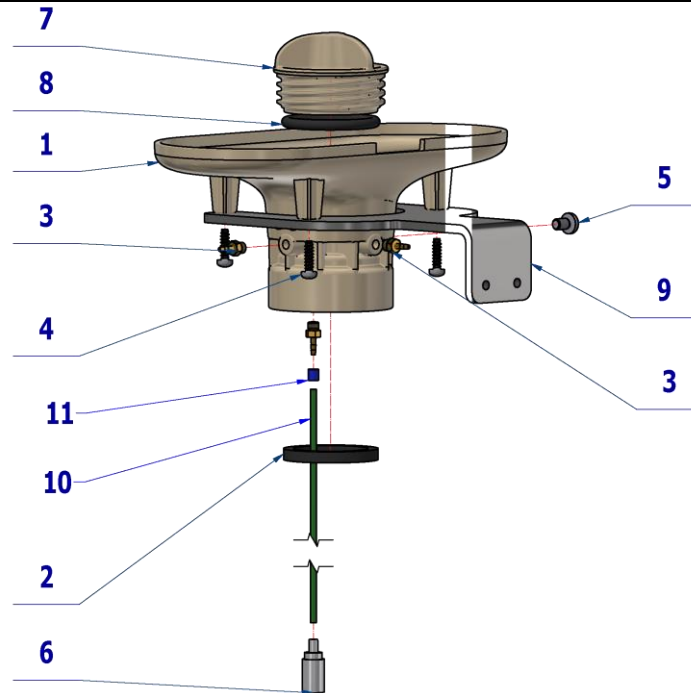


Pos.	Item no.	Product name	QTY	Unit	SP
001	V658-350-050-0	SWITCH GRIP 1 / WHT2_MATTE	1,00	PC.	X
002	ME440000.017	SOCKET	1,00	PC.	X
003	ME440000.018	FUSE HOLDER	1,00	PC.	X
004	ME551110.046	QUICK COUPLER 1/4" F PN 0011W	2,00	PC.	X
005	ME440000.019	SOCKET COVER 230V	1,00	PC.	X
006	ME336401.029	ADAPTER T230-1	2,00	PC.	X
007	ME371814.060	FUSE 5X20 F2A FAST	1,00	PC.	X
008	ME343415.031	HOSE SILICONE 5X1.5 GREY	0,03	M	X
009	ME345711.032	HOSE PUR C.Flex 6/4 100m GREEN	0,50	m	X
010	ME283367.030	HOSE PUR FLEX 6/4 100m BLUE	0,50	m	X
901	ME341418.007	WIRE HO5V-K 1X1 GNYE	0,95	M	X
902	ME341418.004	WIRE HO5V-K 1X1 BU - BLUE	0,95	M	X
903	ME341418.006	WIRE HO5V-K 1X1 BK	1,05	M	X
904	ME283362.022	INSUL.TUBE PVC 5X0,5 BLACK	0,80	M	X
905	ME375000.008	INSULATED CRIMP-NITI 1X8RD	3,00	PC.	X
906	ME345571.001	FASTON ADAPTER. 6,3 0,3-0,8 mm2	3,00	PC.	X
907	ME343415.032	INSULATED SLEEVE 6,3mm, PA	3,00	PC.	X
911	ME397900.012	CABLE TIE CIMCO - 181361	7,00	PC.	
912	ME345711.034	CLAMP F0505 HC 101	2,00	PC.	
913	ME243422.010	INSUL.TUBE P 2.1 BLACK	0,03	M	

24/05/2023

5.3 FUNNEL WITHOUT TENSOMETER -A658-350-064-0

Item no.	Product name	SP
A658-350-064-0_K-001	FUNNEL WITHOUT TENSOMETER	X

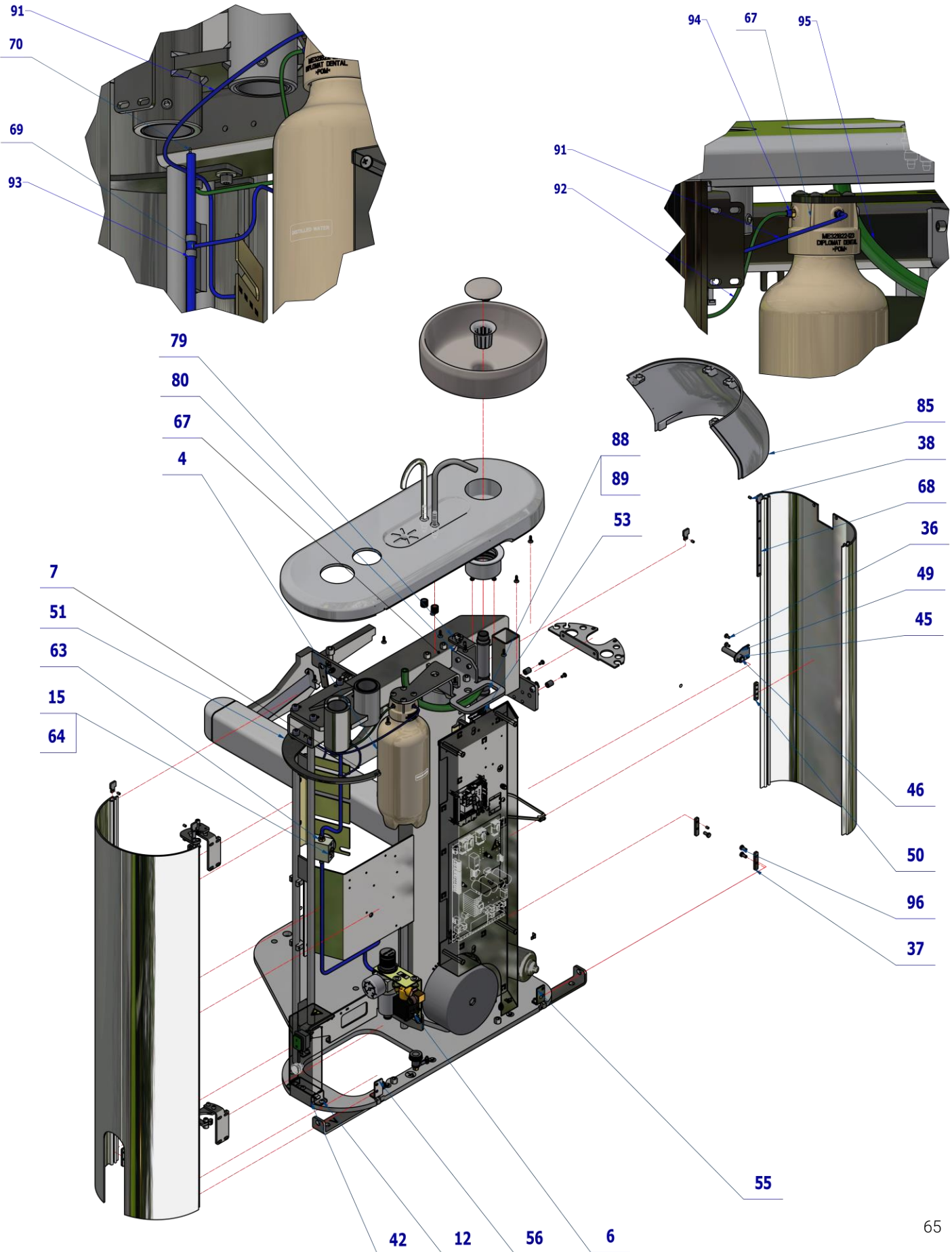


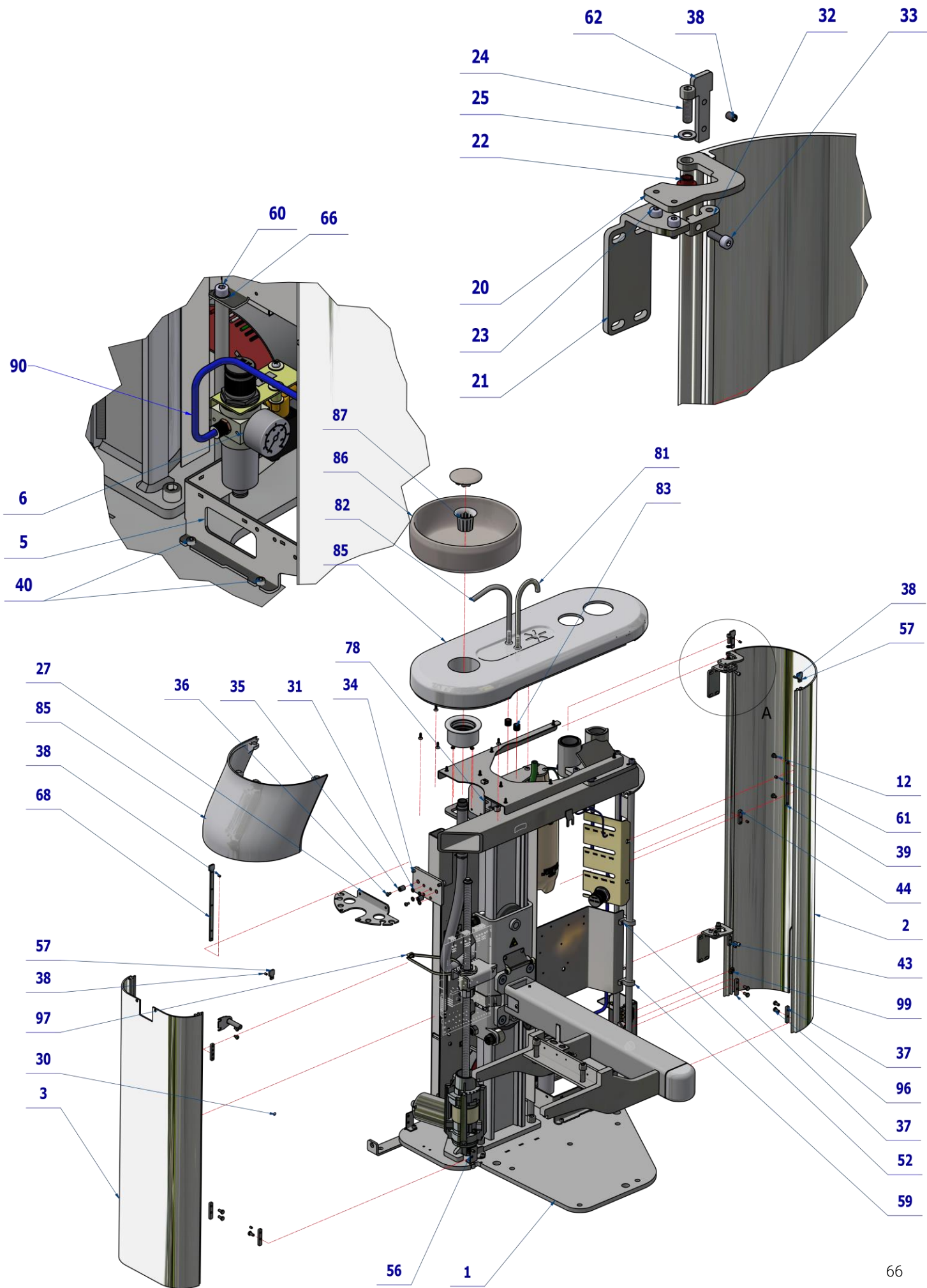
Pos.	Item no.	Product name	QTY	Unit	SP
001	ME321822.120	FUNNEL CB	1,00	PC.	X
002	ME273114.004	SEAL NBR 43x34x5	1,00	PC.	X
003	ME397522.004	TAIL-PIECE 11752-2-M5-PKG	3,00	PC.	X
004	ME307001.002	SCREW STP32 4x14 - H2	4,00	PC.	X
005	ME309543.069	SCREW M 5X8	1,00	PC.	X
006	ME429310.004	AIR BLOCK SMALL	1,00	PC.	X
007	ME321822.121	PLUG CB	1,00	PC.	X
008	ME273111.021	O RING P 35,3X4,6 NBR80	1,00	PC.	X
009	V658-350-089-0	FUNNEL SHEET WITHOUT TENSOMETER	1,00	PC.	X
010	ME283367.024	HOSE PUR 1,5/2,7 GREEN	0,25	m	X
011	ME283367.025	HOSE PUR 2,9/4,7 BLUE	0,005	m	X

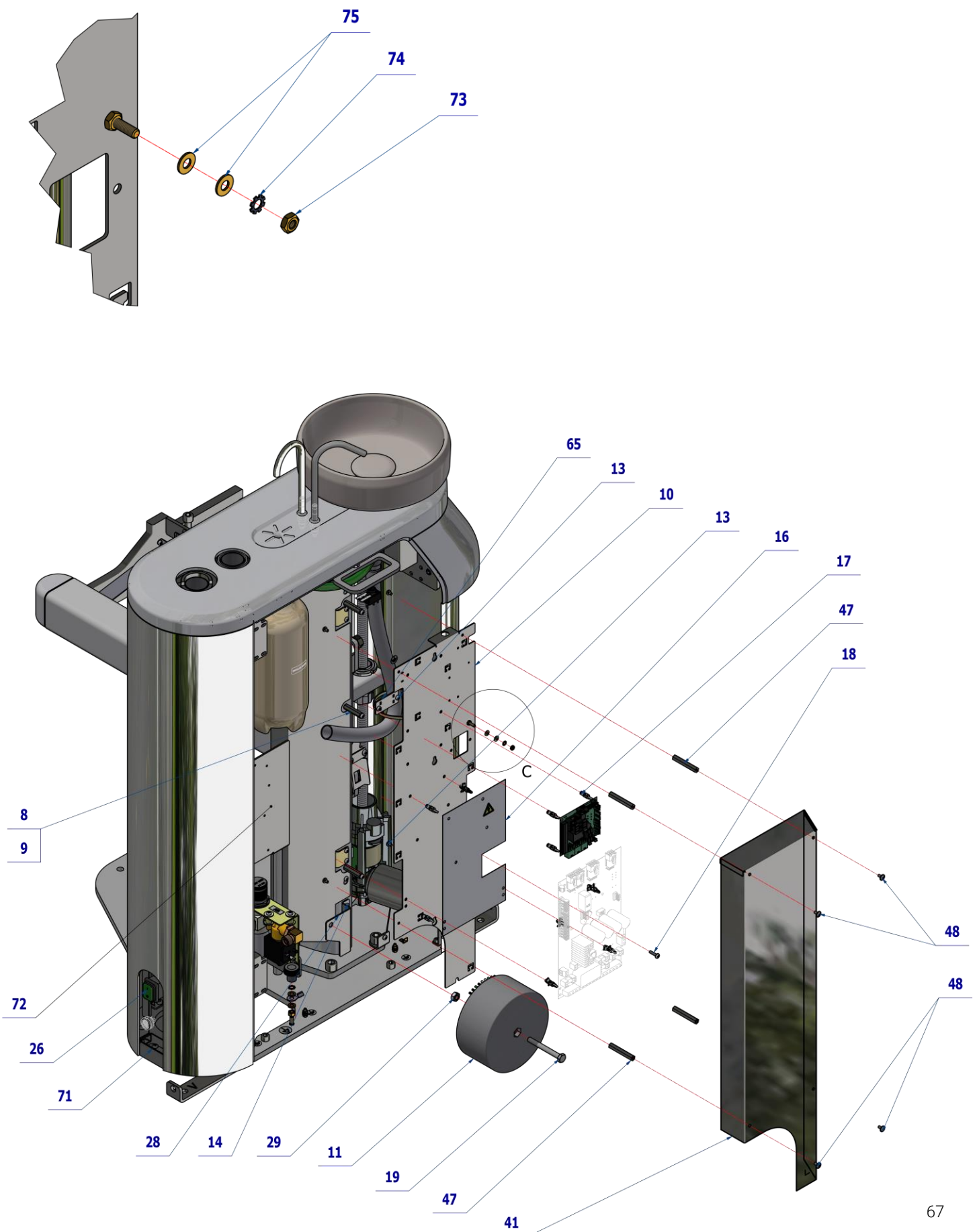
31/05/2023

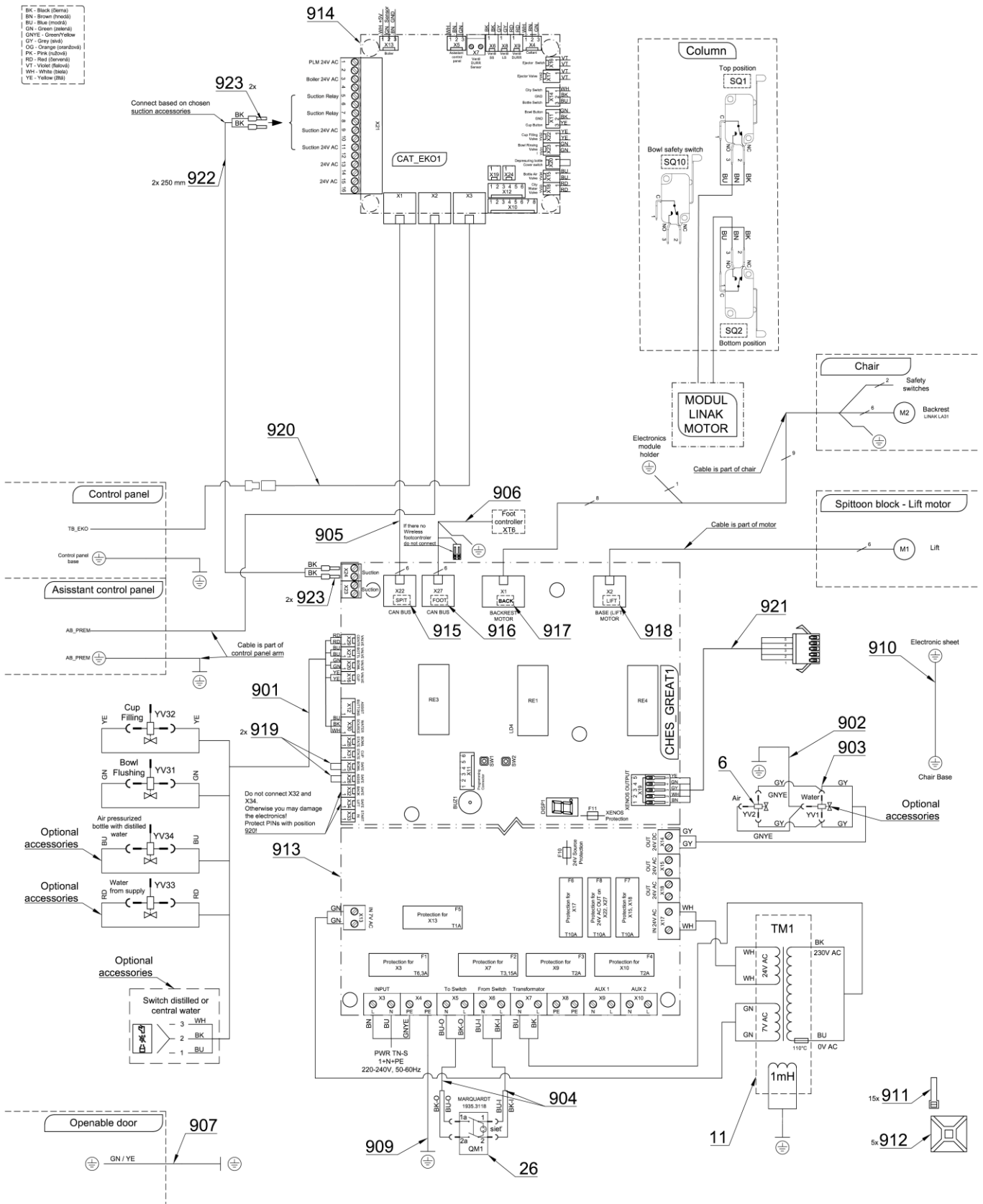
6 CUSPIDOR BLOCK WITH FIXED BOWL – A658-350-002-0

Item no.	Product name	SP
A658-350-002-0_K-001	CUSPIDOR BLOCK WITH FIXED BOWL / UNPAINTED	X
A658-350-002-0_K-005	CUSPIDOR BLOCK WITH FIXED BOWL / WHT2_MATTE	X









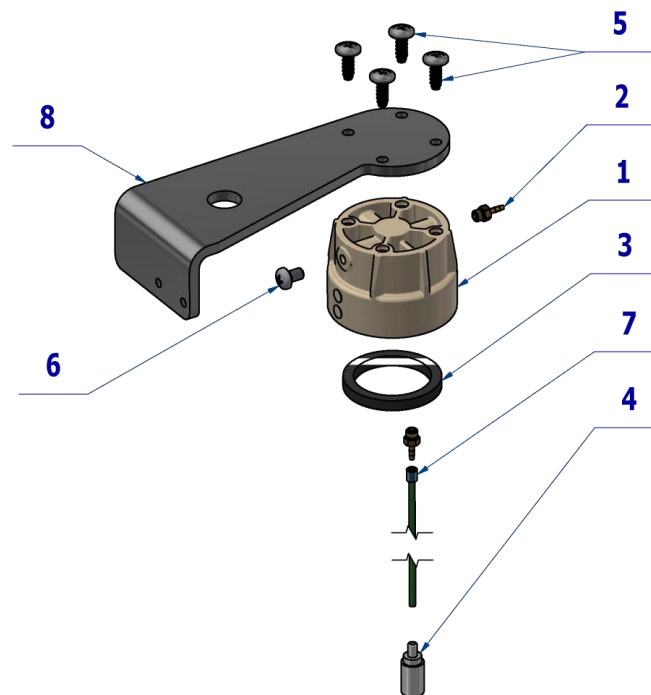
Pos.	Item no.	Product name	QTY	Unit	SP
001	A658-001-000-0>>	CHAIR LIFT WITH FRAME	1,00	PC.	X
001	A658-001-000-0>>	CHAIR LIFT WITH FRAME	1,00	PC.	X
002	V658-350-005-0	COVER LIFT 1 / WHT2_MATTE	1,00	PC.	X
003	V658-350-004-0	COVER LIFT 2 / WHT2_MATTE	1,00	PC.	X
004	ME321822.122	BOTTLE 1.3L CB	1,00	PC.	X
005	V658-350-037-0	FILTERS HOLDER	1,00	PC.	X
006	A653-150-031-0>>	AIR REGULATOR	1,00	PC.	X
007	V658-350-074-0	VALVE BAR	1,00	PC.	X
008	V658-350-072-0	SPACER M5	3,00	PC.	X
009	ME311120.090	SCREW M 5X10	3,00	PC.	X
010	V658-350-057-0	ELECTRONICS BRACKET	1,00	PC.	X
011	A655-001-901-0>>	TRANSFORMER - ASSEMBLY	1,00	PC.	X
012	ME309543.069	SCREW M 5X8	6,00	PC.	X
013	ME309255.073	SCREW M 4X6	11,00	PC.	X
014	ME309255.050	SCREW M 5X6	2,00	PC.	X
015	ME392662.012	PRESSURE REGULATOR MR BIT 1/8 04 5107002	1,00	PC.	X
016	V653-001-027-0	WASHER CHES BASIC	1,00	PC.	X
017	ME371418.028	SPACER POST. h=9,5mm SNAP-TYPE	12,00	PC.	X
018	ME309255.064	SCREW M 4X16	1,00	PC.	X
019	ME309201.047	SCREW M 8X70	1,00	PC.	X
020	V658-350-020-0	HINGE A	2,00	PC.	X
021	V655-350-017-0	HINGE B	2,00	PC.	X
022	ME323427.053	SLIDING BUSHING RFM-0507-05	2,00	PC.	X
023	ME311120.068	SCREW M 4X8	4,00	PC.	X
024	ME309231.073	SCREW M 5X16	4,00	PC.	X
025	ME311210.020	WASHER P 5,3	2,00	PC.	X
026	ME345000.030	SWITCH MARQUARDT 1935.3118	1,00	PC.	X
027	V658-350-014-0	HOSE CONSOLE	1,00	PC.	X
028	V658-350-015-0	TRANSFORMER BRACKET	1,00	PC.	X
029	ME311120.031	NUT M 8	1,00	PC.	X
030	ME273141.019	BUMPER BUMPON SJ 5382 P 6,4	3,00	PC.	X
031	ME311214.031	WASHER P 5,1	6,00	PC.	X
032	V658-350-019-0	HINGE	2,00	PC.	X
033	ME309000.008	SCREW M 4X12	2,00	PC.	X
034	ME309543.042	SCREW M 6X12	2,00	PC.	X
035	V658-350-021-0	SCREW M10X14 ADJUSTMENT	2,00	PC.	X
036	ME309543.068	SCREW M 4X8	4,00	PC.	X
037	V658-350-048-0	CLAMP 2	4,00	PC.	X
038	ME309543.100	SCREW M 4X6	9,00	PC.	X
039	V658-350-026-0	CLAMP 4	1,00	PC.	X
040	ME309543.058	SCREW M 5X10	10,00	PC.	X
041	V658-350-036-0	COVER ELE ONE 200		PC.	X
042	V658-350-051-0	COVER BASE / WHT2_MATTE	1,00	PC.	X
043	V658-350-018-0	CLAMP 1	1,00	PC.	X
044	V658-350-049-0	HOLDER WEK	1,00	PC.	X
045	V658-350-047-0	MAGNET HOLDER	1,00	PC.	X
046	ME549000.024	MAGNET TIP-ON + SELF-ADHESIVE SHEET	1,00	PC.	X
047	V658-350-073-0	SPACER M4	4,00	PC.	X
048	ME309251.097	SCREW M 4X8 DECORATIVE	4,00	PC.	X
049	V658-350-017-0	MAGNET CONSOLE	1,00	PC.	X
050	V658-350-024-0	CLAMP 2	1,00	PC.	X
051	V658-350-027-0	COVER HOLDER	1,00	PC.	X
052	ME309255.044	SCREW M 4X10	2,00	PC.	X
053	ME348000.021	SWITCHER C1720R	1,00	PC.	X
054	ME735010.049	SELF-ADHESIVE FILM, CENTRAL VENT	1,00	PC.	X
055	V658-350-054-0	COVER ANCHOR 1	2,00	PC.	X
056	V658-350-055-0	COVER ANCHOR 2	2,00	PC.	X
057	V658-350-059-0	CLAMP	2,00	PC.	X
058	ME311212.018	WASHER P 5,3	2,00	PC.	X
059	V658-350-063-0	CLAMP 14	2,00	PC.	X
060	ME309543.048	SCREW M 8x10	1,00	PC.	X
061	ME309543.094	SCREW M 5X6	3,00	PC.	X
062	V658-350-064-0	HINGER CLAMP	1,00	PC.	X

063	ME336402.028	ADAPTER 18240 BRASS	2,00	PC.	X
064	ME392662.034	PLUG TO REGULATOR 1/8 2107001	1,00	PC.	X
065	V655-350-056-0	CABLE HOLDER	1,00	PC.	X
066	ME311210.018	WASHER P 8,4	1,00	PC.	X
067	A658-350-061-0>>	BOTTLE HEAD - ASSEMBLY	1,00	PC.	X
068	V658-350-078-0	CLAMP	1,00	PC.	X
069	ME336401.027	ADAPTER T230/210-1	1,00	PC.	X
070	ME336401.012	ADAPTER N210-1	1,00	PC.	X
071	V658-350-093-0	SWITCH HANDLE WITH CONTACT/WHT2_MATTE		PC.	X
072	V658-350-043-0	ACCESSORIES CONSOLE	1,00	PC.	X
073	ME311180.004	NUT M 4	2,00	PC.	X
074	ME311214.002	WASHER P 4,3 SERRATED	1,00	PC.	X
075	ME311280.004	WASHER MS P 4,3	2,00	PC.	X
076	ME735552.115	GROUNDING SYMBOL, 4-2240.017	1,00	PC.	
077	ME735000.079	LABEL FLASH W008-26 PVC STICKER	2,00	PC.	
078	V658-350-061-0	UNDERBOWL HOLDER	1,00	PC.	X
079	ME309543.098	SCREW M 5X12	2,00	PC.	X
080	ME311000.023	SCREW M 5X20	1,00	PC.	X
081	A658-350-135-0	CUP FILLING TUBE		PC.	X
082	A657-350-137-0	BOWL RINSE TUBE		PC.	X
083	ME321822.014	NUT 4-601.8-00-34	2,00	PC.	X
084	ME397800.015	CABLE TIE F0301 CV-200	3,00	PC.	X
085	A658-350-063-0>>	FIXED BOWL UNDERBOWL	1,00	PC.	X
086	ME632531.148	CERAMIC FIXED BOWL WHT2_MATTE+ CAP		PC.	X
087	ME999000.132	SALIVA BOWL FILTER 606.60-00-21		PC.	X
088	V600.8-00-46	INSERT	1,00	PC.	X
089	V600.8-00-38	TUBE	1,00	PC.	X
090	ME345711.028	HOSE PUR 3,8/6,4 BLUE	0,75	m	X
091	ME345711.024	HOSE PUR 1,5/2,7 BLUE	0,60	m	X
092	ME283367.024	HOSE PUR 1,5/2,7 GREEN	0,03	m	X
093	ME343415.031	HOSE SILICONE 5X1.5 GREY	0,02	M	X
094	ME283367.025	HOSE PUR 2,9/4,7 BLUE	0,02	m	X
095	ME286125.002	HOSE PVC 8/13 TYP RW 501	0,30	M	X
096	ME309203.076	SCREW M 5X10	8,00	PC.	
097	ME345711.049	CABLE TIE HOLDER	1,00	PC.	
098	me397900.017	CABLE TIE CTS 13 L 368	1,00	PC.	
099	V658-350-090-0	MANIPULATION CARRIER	1,00	PC.	
100	ME309543.011	SCREW M 8X16	2,00	PC.	
901	ME374100.107	CABLE BUNDLE VALVES MODEL PRO – LIFT	1,00	PC.	X
902	ME374100.116	WIRES 1.0 - GNYE - 0.48+0.15	1,00	PC.	X
903	ME374100.117	WIRES 0.5 – GY - 0.50+0.41	2,00	PC.	X
904	ME374100.041	SWITCH WIRES - ASSEMBLY	1,00	PC.	X
905	ME374100.112	CABLE CAN – CONNECT 90 mm	1,00	PC.	X
906	ME374100.121	POWER AND COMMUNICATION CABLE FC IN CB/EB	1,00	PC.	X
907	ME374100.045	WIRES GNYE - ASSEMBLY	1,00	PC.	X
909	ME374100.064	WIRE GNYE - ASSEMBLY	1,00	PC.	X
910	ME374100.111	WIRES CHAIR – GNYE – ASSEMBLY LIFT	1,00	PC.	X
911	ME397900.012	CABLE TIE CIMCO – 181361	15,00	PC.	
912	ME345711.034	CLAMP F0505 HC 101	5,00	PC.	
913	ME374000.500	MODULE CHES_GREAT	1,00	PC.	X
914	ME374000.474	MODULE CAT_EK01	1,00	PC.	X
915	V400.01-01-45	LABEL SPIT		PC.	
916	V400.01-01-44	LABEL FOOT		PC.	
917	V400.01-01-43	LABEL BACK		PC.	
918	V400.01-01-42	LABEL LIFT		PC.	
919	ME374060.006	JUMPER	2,00	PC.	X
920	ME374100.114	CABLE CAN – MALE-FEMALE	1,00	PC.	X
921	A658-350-900-0	CONNECTION XENOS LIGHT	1,00	PC.	X
922	ME341416.027	WIRE LAU 0,75 BLACK	0,50	M	X
923	ME375000.002	INSULATED CRIMP FITTING -NITI 0,75X8GY	4,00	PC.	

PZ_23_094_21/08/2023

6.1 BOTTLE HEAD – ASSEMBLY – A658-350-061-0

Item no.	Product name	SP
A658-350-061-0	BOTTLE HEAD – ASSEMBLY	X

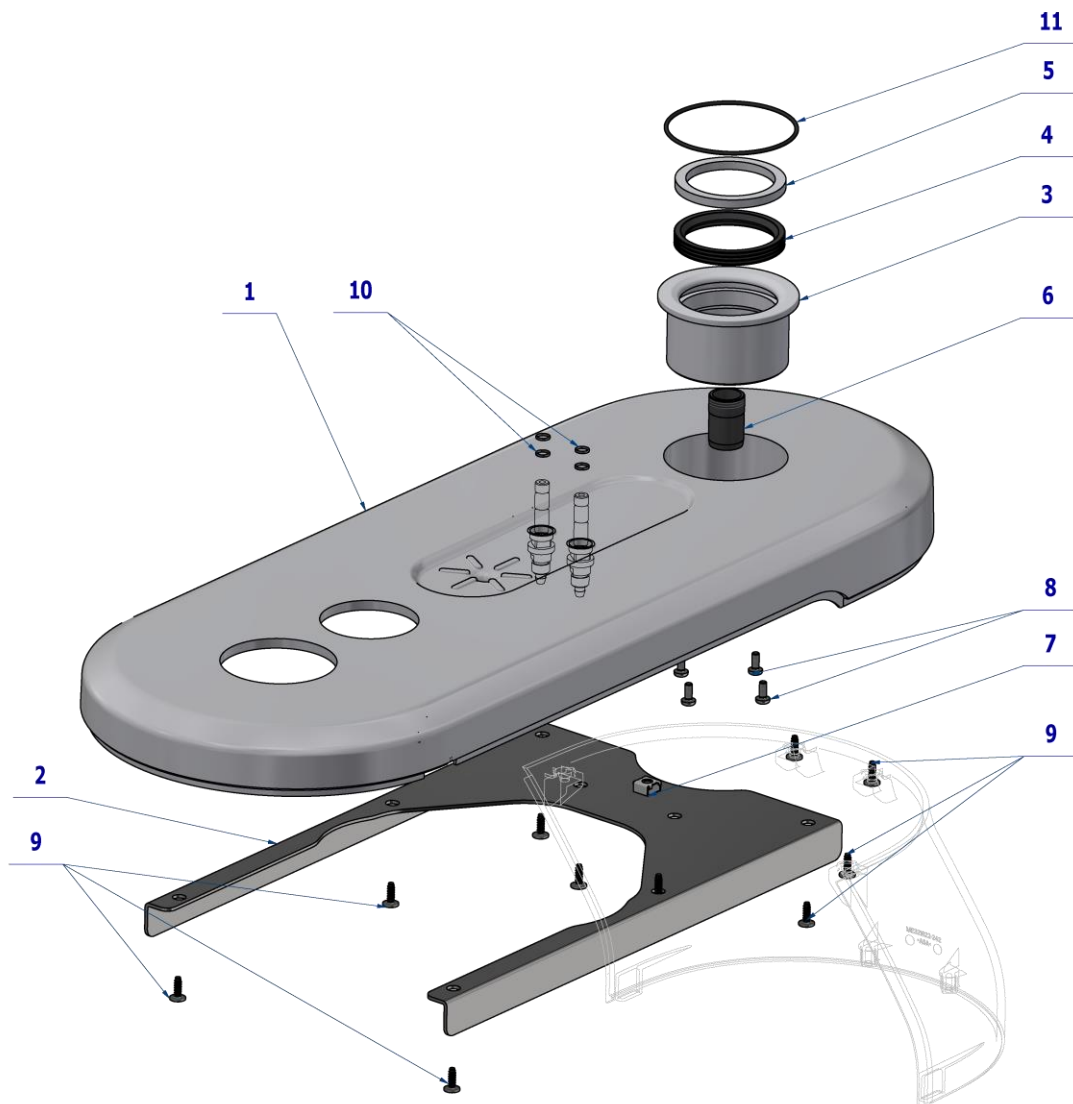


Pos.	Item no.	Product name	QTY	Unit	SP
001	ME321822.123	BOTTLE HEAD	1,00	PC.	X
002	ME397522.004	TAIL-PIECE 11752-2-M5-PKG	3,00	PC.	X
003	ME273114.004	SEAL NBR 43x34x5	1,00	PC.	X
004	ME429310.004	AIR BLOCK SMALL	1,00	PC.	X
005	ME307001.006	SCREW STP31 5x14 - H2	4,00	PC.	X
006	ME309543.069	SCREW M 5X8	1,00	PC.	X
007	V608.45-00-08	LOCK RING 1	1,00	PC.	X
008	V658-350-065-0	SENSOR HOLDER	1,00	PC.	X
009	ME283367.024	HOSE PUR 1,5/2,7 GREEN	0,25	m	X

07/03/2023

6.2 FIXED BOWL UNDERBOWL – A658-350-063-0

Item no.	Product name	SP
A658-350-063-0_K-001	FIXED BOWL UNDERBOWL	X
A658-350-063-0_K-005	FIXED BOWL UNDERBOWL	

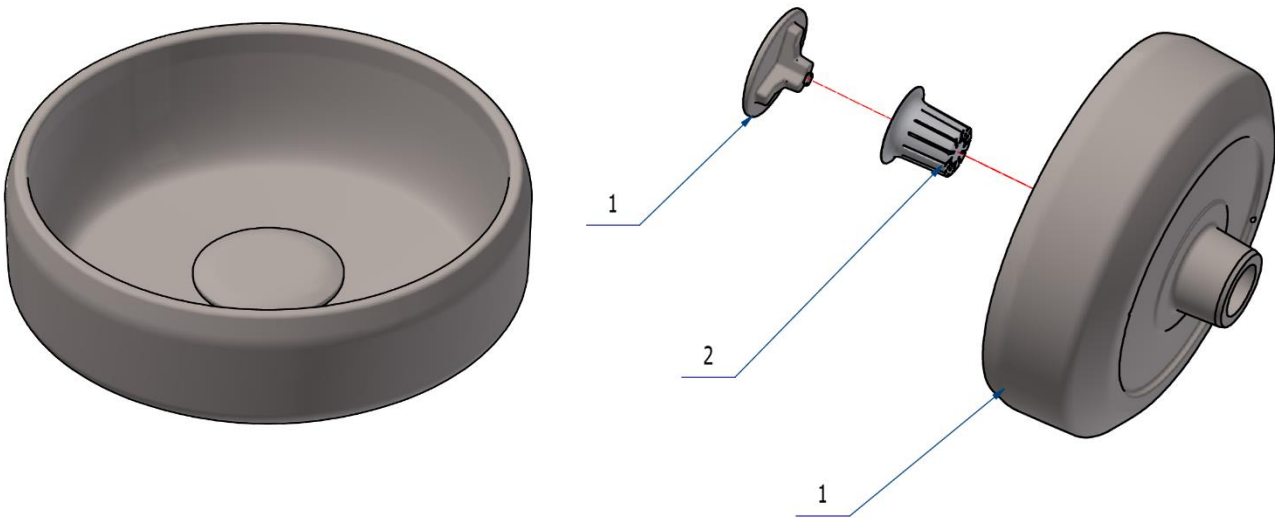


Pos.	Item no.	Product name	QTY	Unit	SP
001	ME321822.241	TOP COVER CB – ONE200 FIXED BOWL	OPT.	PC.	X
001	V658-350-142-0	TOP COVER CB – ONE200 FIXED BOWL/ WHT2_MATTE	OPT.	PC.	X
002	V658-350-009-0	COVER REINFORCEMENT	1,00	PC.	X
003	V657-350-140-0	BOWL CASE	1,00	PC.	X
004	ME273113.001	SEAL TO HTB ARCH DN 50	1,00	PC.	X
005	ME273114.023	INNER RING 5x50x62 VMQ 60°Sh WHITE	1,00	PC.	X
006	V606.60-00-18.1	WASTE PIPE	1,00	PC.	X
007	ME548241.030	NUT KLIPKO M5-R-083-35	1,00	PC.	X
008	ME309255.044	SCREW M 4X10	4,00	PC.	X
009	ME307001.011	SCREW STP31 4x12 - H2	12,00	PC.	X
010	ME273111.120	O RING P 6X1 NBR 70	4,00	PC.	X
011	ME273111.114	O RING P 71X2 NBR70	1,00	PC.	X

21/04/2023

7 FIXED BOWL COMPLETE - A657-350-040-0

Item No.	Product name	SP
A657-350-040-0_K-001	FIXED BOWL COMPLETE	X



Pos.	Item no.	Product name	QTY	Unit	SP
001	ME632531.148	CERAMIC FIXED BOWL WHT2_MATTE+ CAP	1,00	PC.	X
002	ME999000.132	SALIVA BOWL FILTER 606.60-00-21	1,00	PC.	X

23/08/2022

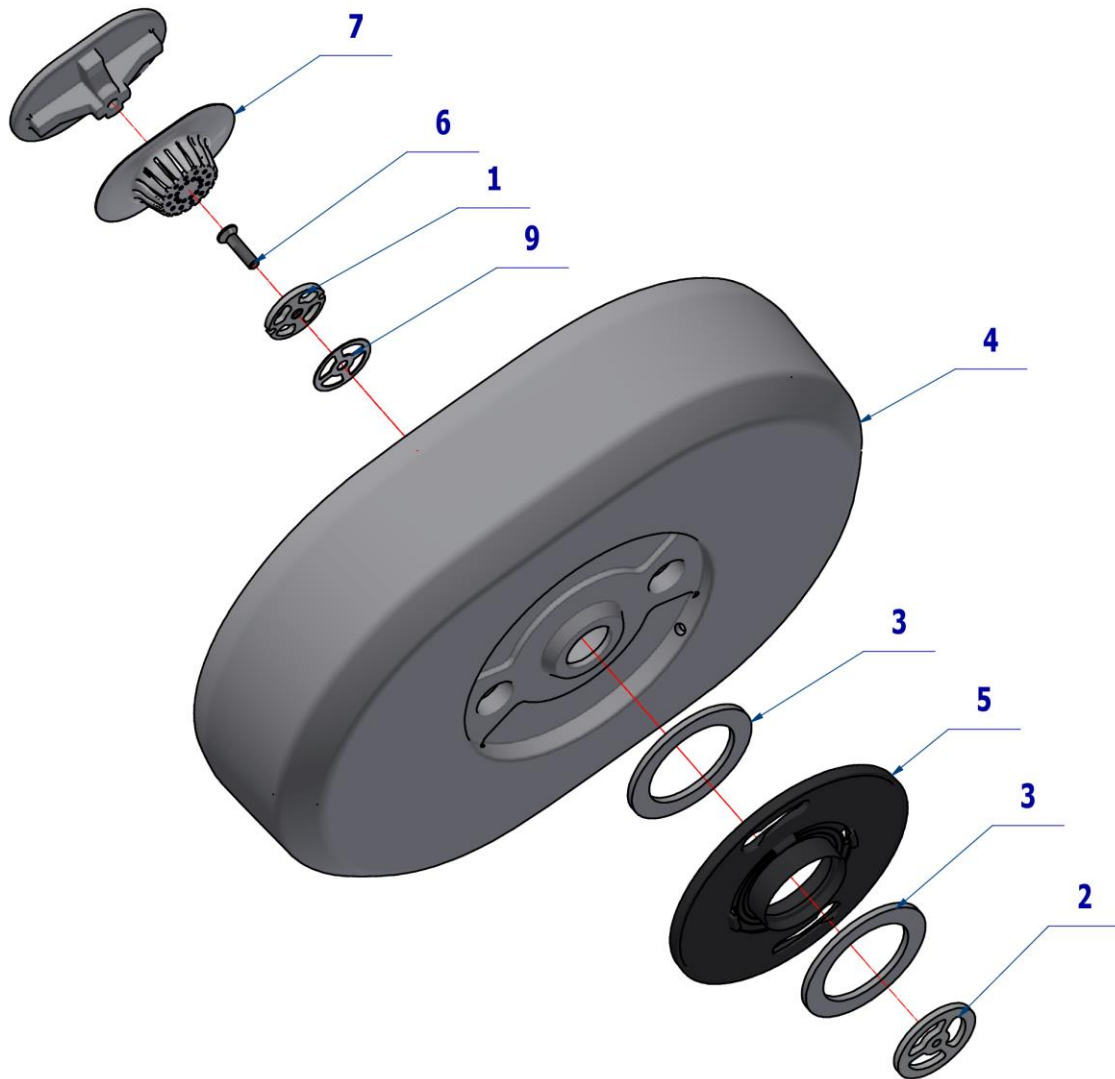


In case of ordering separate CAP of the bowl use n. **ME632531.128**



8 ROTARY BOWL, COMPLETE - A653-350-040-1

Item No.	Product name	SP
A653-350-040-1_K-001	ROTARY BOWL, COMPLETE	X



Pos.	Item no.	Product name	QTY	Unit	SP
001	V653-350-041-0	DRAIN PLATE	1.00	PC.	X
002	V653-350-042-0	DRAIN NUT	1.00	PC.	X
003	ME273114.038	BOWL SEALS 62x44X3	2.00	PC.	X
004	ME632531.147	OVAL CERAMIC BOWL WHT2+COVER	1.00	PC.	X
005	ME321822.119	BAYONET PLATE CB	1.00	PC.	X
006	ME307991.032	SCREW M 5X20 DIN 7991 A4	1.00	PC.	X
007	ME321822.125	FILTER PB	1.00	PC.	X
009	ME373114.057	CONTACT WASHER - BOWL	1.00	PC.	X

PZ_23_090_20/08/2023



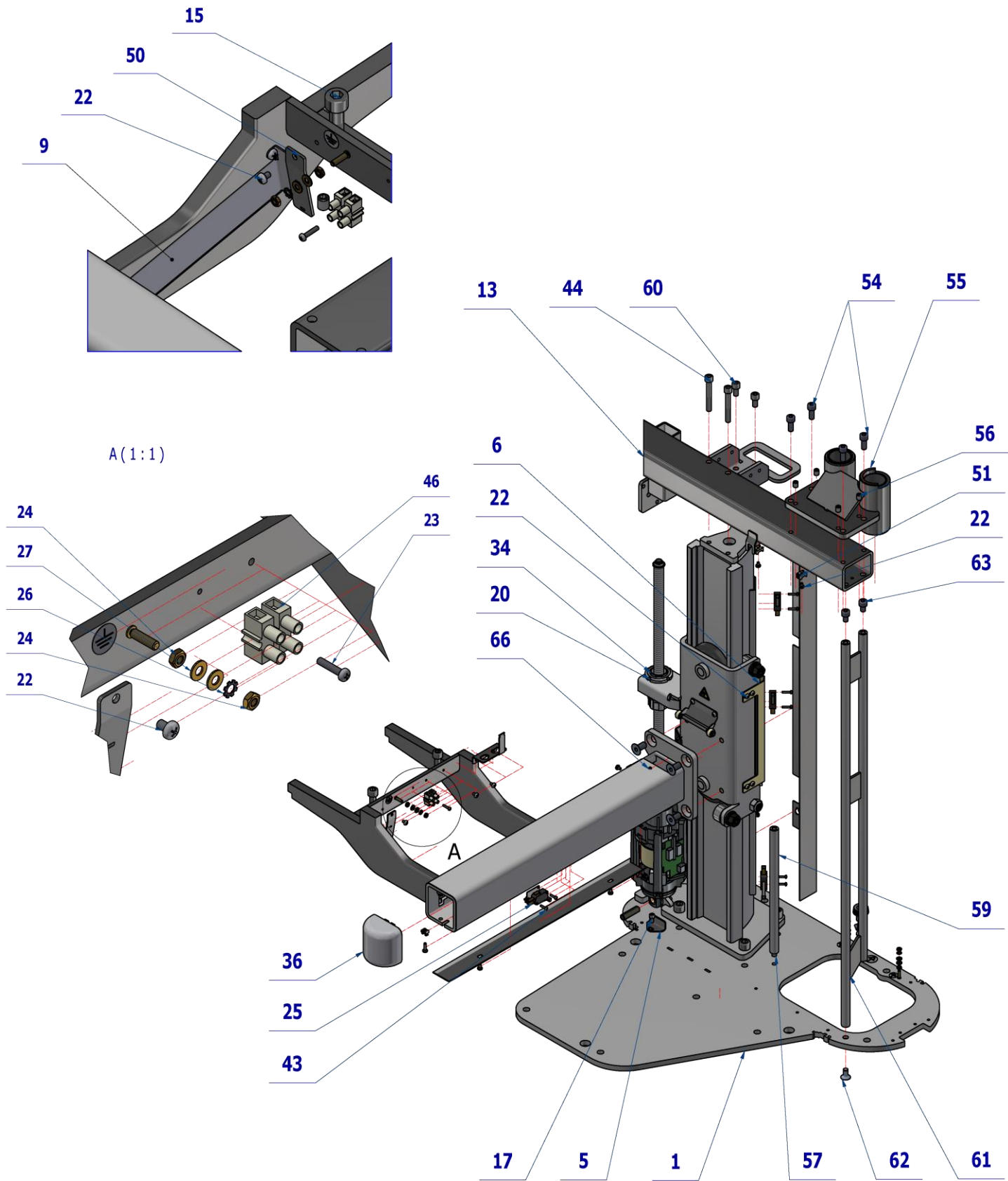
In case of ordering separate COVER of the bowl use n. ME632531.146.

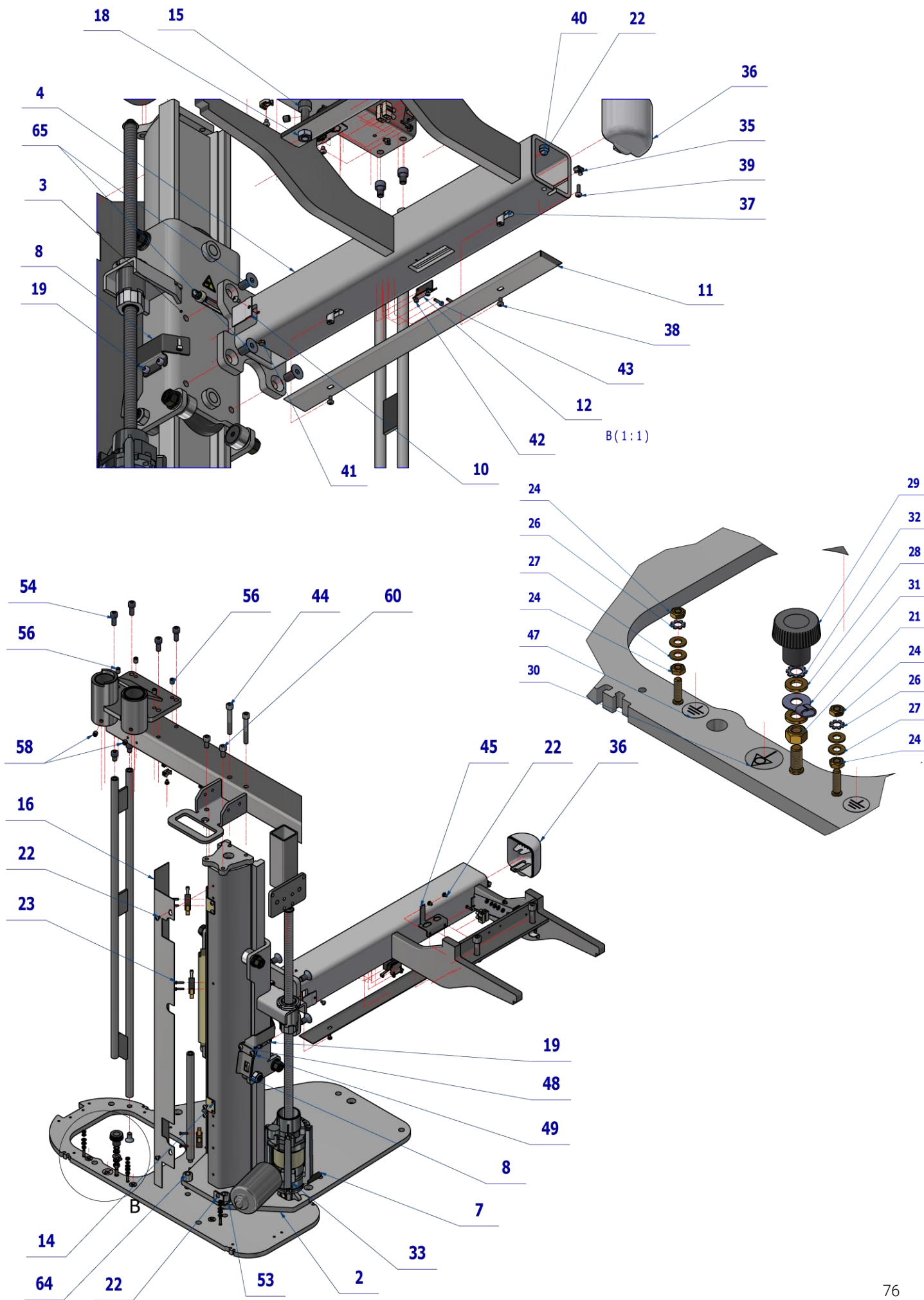


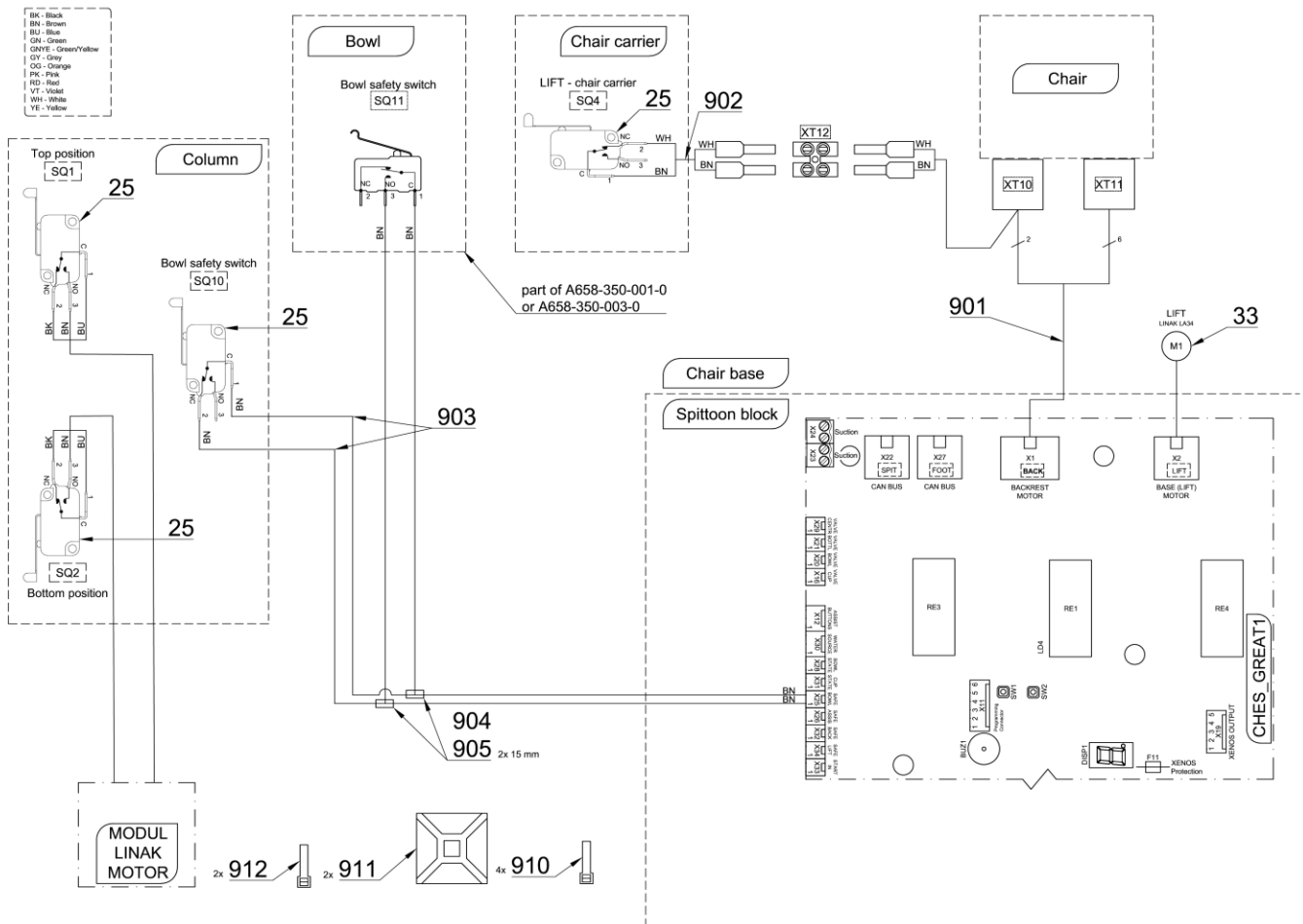
A torque wrench must be used to tighten the SCREW M 5X20 DIN 7991 A4 - pos. 6. to pos. 2 - 1Nm. Secure it with WEICONLOCK AN302-43 (blue) glue.

9 CHAIR LIFT WITH FRAME – A658-001-000-0

Item no.	Product name	SP
A658-001-000-0_K-001	CHAIR LIFT WITH FRAME / UNPAINTED	X
A658-001-000-0_K-005	CHAIR LIFT WITH FRAME / WHT2_MATTE	X







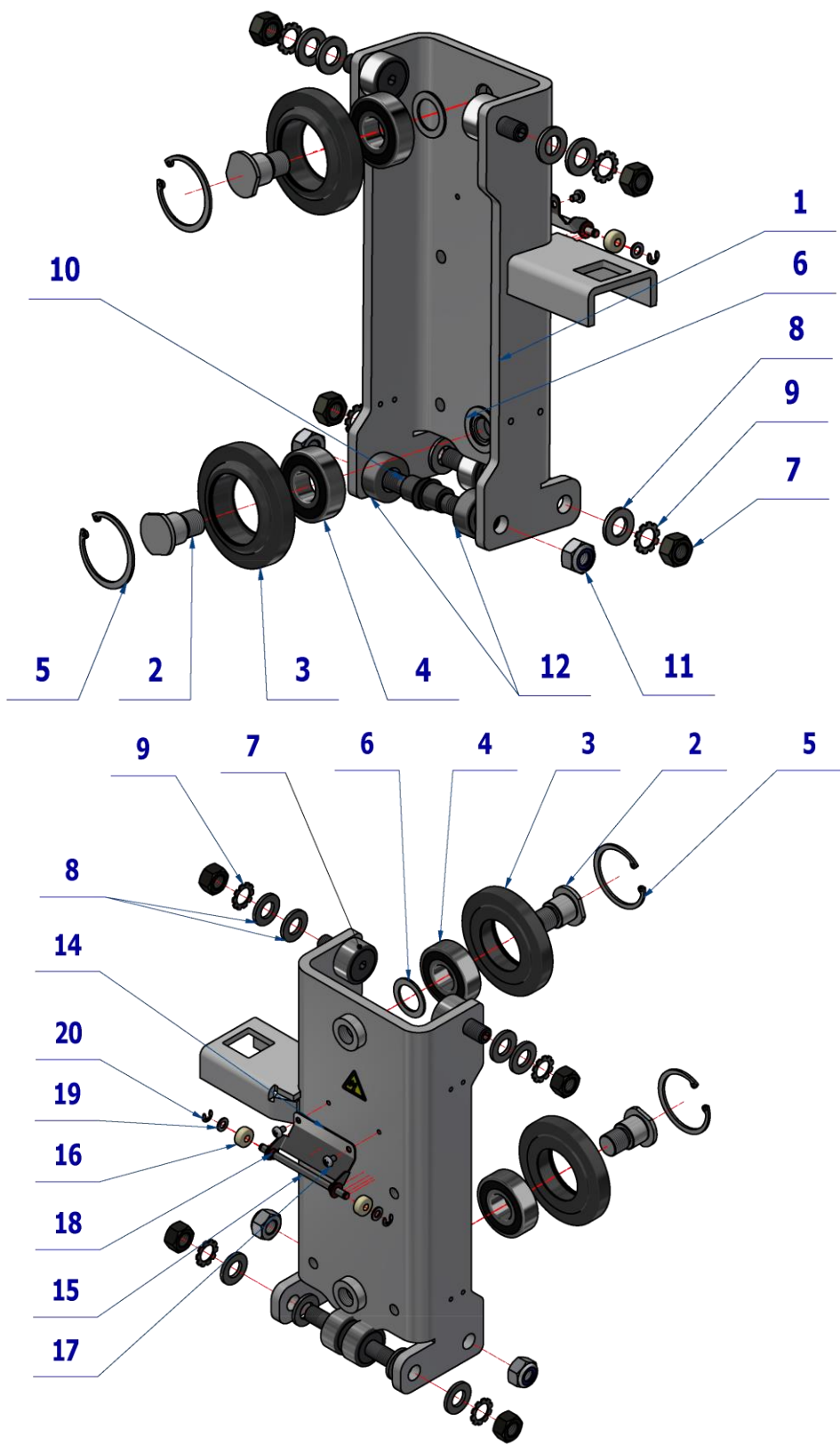
Pos.	Item no.	Product name	QTY	Unit	SP
001	V658-001-001-0	BASE COMPLETE	1,00	PC.	X
002	V658-002-000-0	BASE WITH REINFORCEMENT ONE 200 LINAK	1,00	PC.	X
003	A658-001-001-0>>	TROLLEY WITH BEARINGS	1,00	PC.	X
004	V658-003-000-0	TROLLEY BRACKET / WHT2_MATTE	1,00	PC.	X
005	V655-001-005-0	STOP	1,00	PC.	X
006	V655-001-006-0	MICROSWITCH RUNNER LINAK	1,00	PC.	X
007	V516-001-013-0	STUD 7	1,00	PC.	X
008	V655-001-008-0	FLAT CABLE RUNNING	1,00	PC.	X
009	V655-001-010-0	CABLE COVER PLATE / WHT2_MATTE	1,00	PC.	X
010	V655-001-011-0	CABLE COVER / WHT2_MATTE	1,00	PC.	X
011	V655-001-013-0	SWITCH BOARD / WHT2_MATTE	1,00	PC.	X
012	V655-001-014-0	MICROSWITCH HOLDER	1,00	PC.	X
013	V658-005-000-0	COLUMN BRACKET	1,00	PC.	X
014	V658-001-016-0	MICROSWITCH HOLDER	1,00	PC.	X
015	ME309543.006	SCREW M 10X45	2,00	PC.	X
016	V658-001-005-0	SENSOR COVER	1,00	PC.	X
017	ME309543.058	SCREW M 5X10	1,00	PC.	X
018	ME311120.019	NUT M 10	2,00	PC.	X
019	ME309543.093	SCREW M 5X8	2,00	PC.	X
020	ME311120.111	NUT KM 6 ZINC	1,00	PC.	X
021	ME311180.006	NUT M 6	1,00	PC.	X
022	ME309255.073	SCREW M 4X6	20,00	PC.	X
023	ME309255.074	SCREW M 3X14	7,00	PC.	X
024	ME311180.004	NUT M 4	6,00	PC.	X
025	ME374415.020	MICROSWITCH OMRON V-166-1C5	4,00	PC.	X
026	ME311214.002	WASHER P 4,3 SERRATED	3,00	PC.	X
027	ME311280.004	WASHER MS P 4,3	6,00	PC.	X
028	ME311280.006	WASHER P 6,4 MS	2,00	PC.	X
029	ME321821.134	ROTARY KNOB KNB F BK D 25mm M6	1,00	PC.	X

030	ME548231.004	SIGN OF EQUIPOTENTIALITY	1,00	PC.	
031	ME354321.006	CABLE EYE 7600-04/6	1,00	PC.	X
032	ME311214.004	WASHER P 6,4 SERRATED	1,00	PC.	X
033	ME358221.068	DRIVE UNIT LINAK LA 34 340283-01	1,00	PC.	X
034	V515.01-00-30.LK	NUT LINAK SLEEVE	1,00	PC.	X
035	ME548241.010	NUT M 4 1,7-2,7/9,5/ Zn-A2 BN 3307	1,00	PC.	X
036	ME321822.147	COVER	1,00	PC.	X
036	V517-001-102-0	COVER / WHT2_MAT	1,00	PC.	X
037	V655-001-015-0	STOP	2,00	PC.	X
038	ME309543.068	SCREW M 4X8	2,00	PC.	X
039	ME309255.069	SCREW M 4X14	1,00	PC.	X
040	ME311210.028	WASHER P 4,3	1,00	PC.	X
041	V515.01-00-78.1	CABLE SCREW	1,00	PC.	X
042	ME309255.036	SCREW M 3X8	2,00	PC.	X
043	ME309255.045	SCREW M 3X12	2,00	PC.	X
044	ME309543.023	SCREW M 8X60	2,00	PC.	X
045	V655-001-017-0	CONNECTOR HOLDER	1,00	PC.	X
046	ME345621.012	TERMINAL BOX M 093CS	1,00	PC.	X
047	ME735552.115	GROUNDING SYMBOL 4-2240.017	3,00	PC.	
048	V655-001-018-0	CABLE CLAMP	1,00	PC.	X
049	ME309255.090	SCREW M 5X10	2,00	PC.	X
050	V655-001-019-0	CABLE WASHER	1,00	PC.	X
051	ME345711.049	CABLE TIE HOLDER	2,00	PC.	X
052	ME397900.012	CABLE TIE CIMCO – 181361	3,00	PC.	X
053	V655-350-082-0	CONSOLE	1,00	PC.	X
054	ME309543.012	SCREW M 8X20	4,00	PC.	X
055	V658-350-058-0	ARMS HOLDER WITH CASES	1,00	PC.	X
056	ME309287.031	SCREW M 8X10	4,00	PC.	X
057	ME309287.007	SCREW M 8X16	1,00	PC.	X
058	ME309287.019	SCREW M 8X8	2,00	PC.	X
059	V658-001-021-0	FRAME REINFORCEMENT	1,00	PC.	X
060	ME309543.011	SCREW M 8X16	2,00	PC.	X
061	V658-001-023-0	REINFORCEMENT	1,00	PC.	X
062	ME307991.003	SCREW M 8X16	1,00	PC.	X
063	ME309543.010	SCREW M 8X12	2,00	PC.	X
064	ME309543.086	SCREW M 12X20	4,00	PC.	X
065	ME307991.026	SCREW M 10X20 8.8	4,00	PC.	X
901	ME374100.105	CABLE OLFLEX MODEL PRO/ONE	1,00	PC.	X
902	ME374100.110	WIRES CHAIR – SQ4	1,00	PC.	X
903	ME374100.090	WIRE YV41	1,00	PC.	X
905	ME243422.010	INSUL.TUBE P 2.1 BLACK	0,03	M	
910	ME397900.012	CABLE TIE CIMCO – 181361	4,00	PC.	
911	ME345711.034	CLAMP F0505 HC 101	2,00	PC.	
912	ME397800.015	CABLE TIE F0301 CV-200	2,00	PC.	

01/05/2023

9.1 TROLLEY WITH BEARINGS – A658-001-001-0

Item no.	Product name	SP
A658-001-001-0	TROLLEY WITH BEARINGS	X




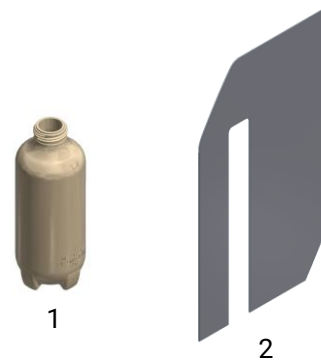
Pos.	Item no.	Product name	QTY	Unit	SP
001	V658-003-011-0	TROLLEY WITH WELDED-ON PIECE	1,00	PC.	X
002	V624.60-17-02	BEARING PIN	2,00	PC.	X
003	V515.01-00-26	PULLEY RING	2,00	PC.	X
004	ME778000.048	BEARING 6204 2RS	2,00	PC.	X
005	ME311733.018	LOCK RING P 47	2,00	PC.	X
006	V624.60-17-03	BEARING WASHER	2,00	PC.	X
007	ME323427.073	BEARING KR30	4,00	PC.	X
008	ME311210.025	WASHER P 13	8,00	PC.	X
009	ME311214.040	WASHER P 12,5 A	4,00	PC.	X
010	V515.01-00-06.1	ECCENTRIC PIN	2,00	PC.	X
011	ME311120.085	NUT M 12	2,00	PC.	X
012	V655-001-009-0	PULLEY	2,00	PC.	X
013	ME735010.031	LABEL HAZARD OF BRUSHING	1,00	PC.	X
014	V655-001-020-0	PULLEY HOLDER	1,00	PC.	X
015	V655-001-021-0	STUD	1,00	PC.	X
016	V655-001-022-0	WHEEL	2,00	PC.	X
017	ME309255.073	SCREW M 4X6	2,00	PC.	X
018	ME323427.053	SLIDING BUSHING RFM-0507-05	2,00	PC.	X
019	ME311210.020	WASHER P 5,3	2,00	PC.	X
020	ME311732.004	LOCK RING P 4 ZN	2,00	PC.	X

20/02/2023

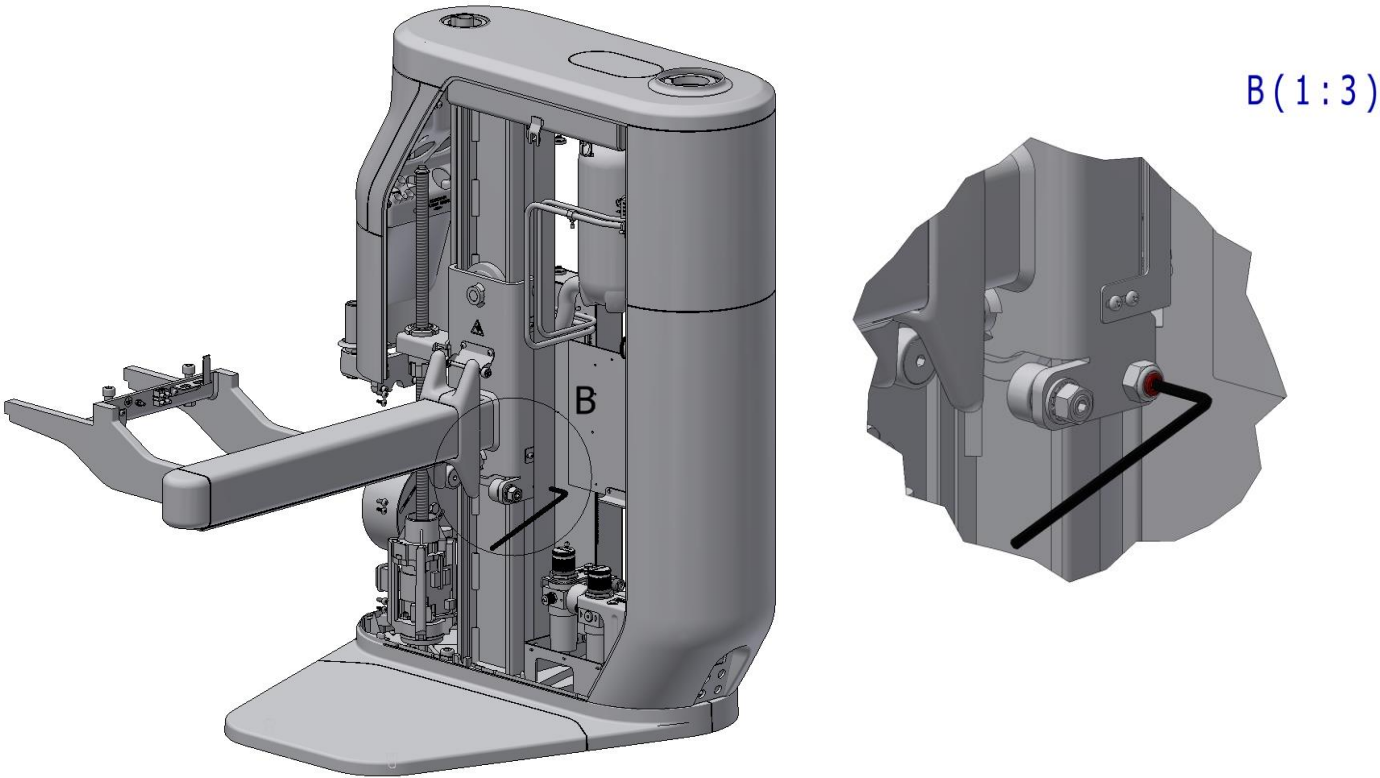
9.1.1. CHAIR LIFT ADJUSTMENT

For chair lift adjustment, it is recommended to perform the following steps:

- Move the chair to the approximately middle position.
- Switch-off the dental unit.
- Remove the bottle with water (1).
- Remove fixed door (2).
- Adjust backlash through ECCENTRIC PIN, with hex key (A).

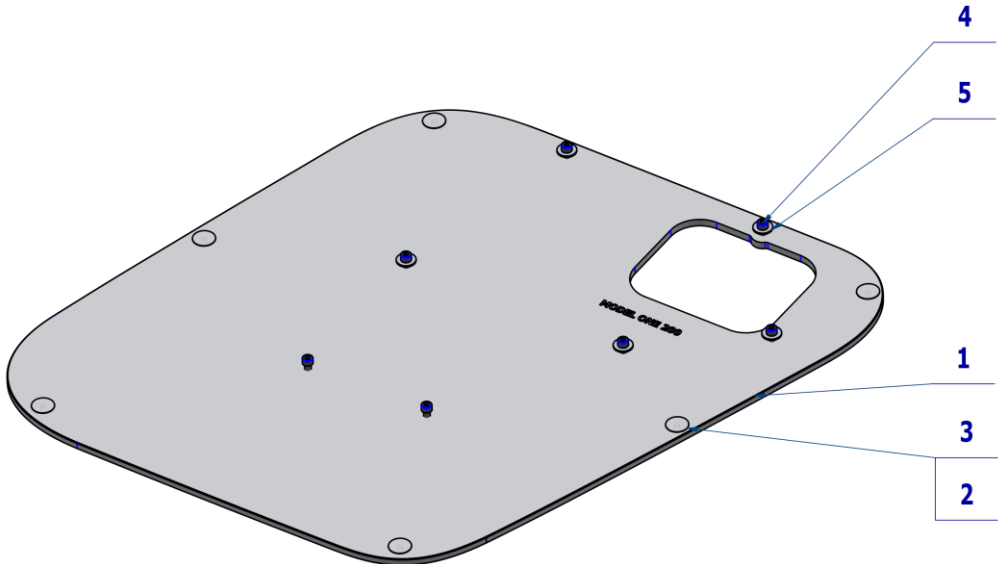


- Switch-on the dental unit.
- Move the chair to the lowest position.
- Switch-off the dental unit.
- Adjust backlash through ECCENTRIC PIN, with hex key **(B)**.



10 BASE PLATE MODEL ONE 200 ASSEMBLY – A658-070-000-0

Item No.	Product name	SP
A658-070-000-0_K-005	BASE PLATE MODEL ONE 200 ASSEMBLY	X



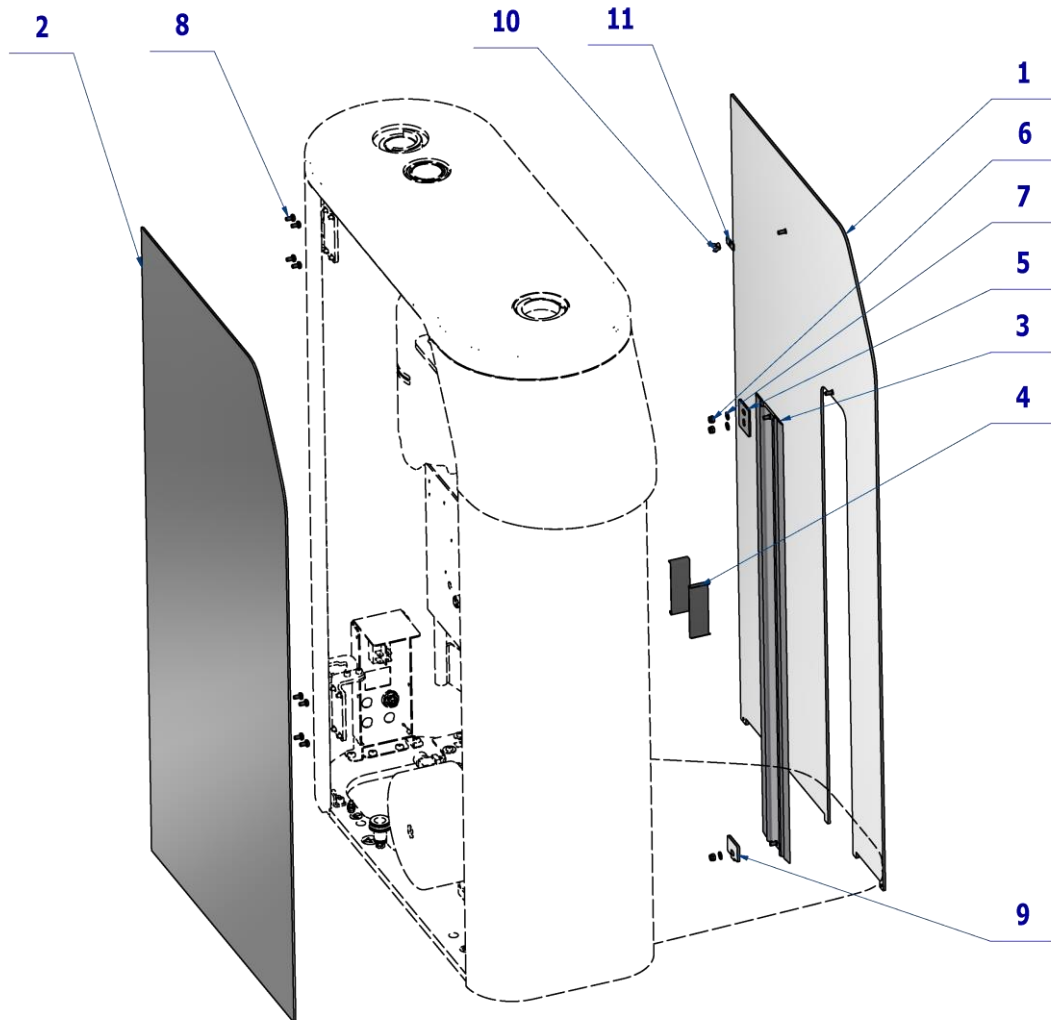
Pos.	Item no.	Product name	QTY	Unit	SP
001	V658-070-001-0	BASE PLATE MODEL ONE 200/ WHT2_MATE	1,00	PC.	X
002	V511.01-13-00	SCREW ADJUSTING	6,00	PC.	X
003	V618.96-06-00	SCREW ADJUSTING COVER WHT2_MATTE	6,00	PC.	X
004	ME309543.012	SCREW M 8X20	7,00	PC.	X
005	ME311212.009	WASHER P 8,4 POD NIT	5,00	PC.	X

07/03/2023

11 OTHERS

11.1 ASSEMBLY DOOR – DIPLOMAT – A658-350-050-0

Item no.	Product name	SP
A658-350-050-0_K-005	ASSEMBLY DOOR – DIPLOMAT - WHT2_MATTE	X

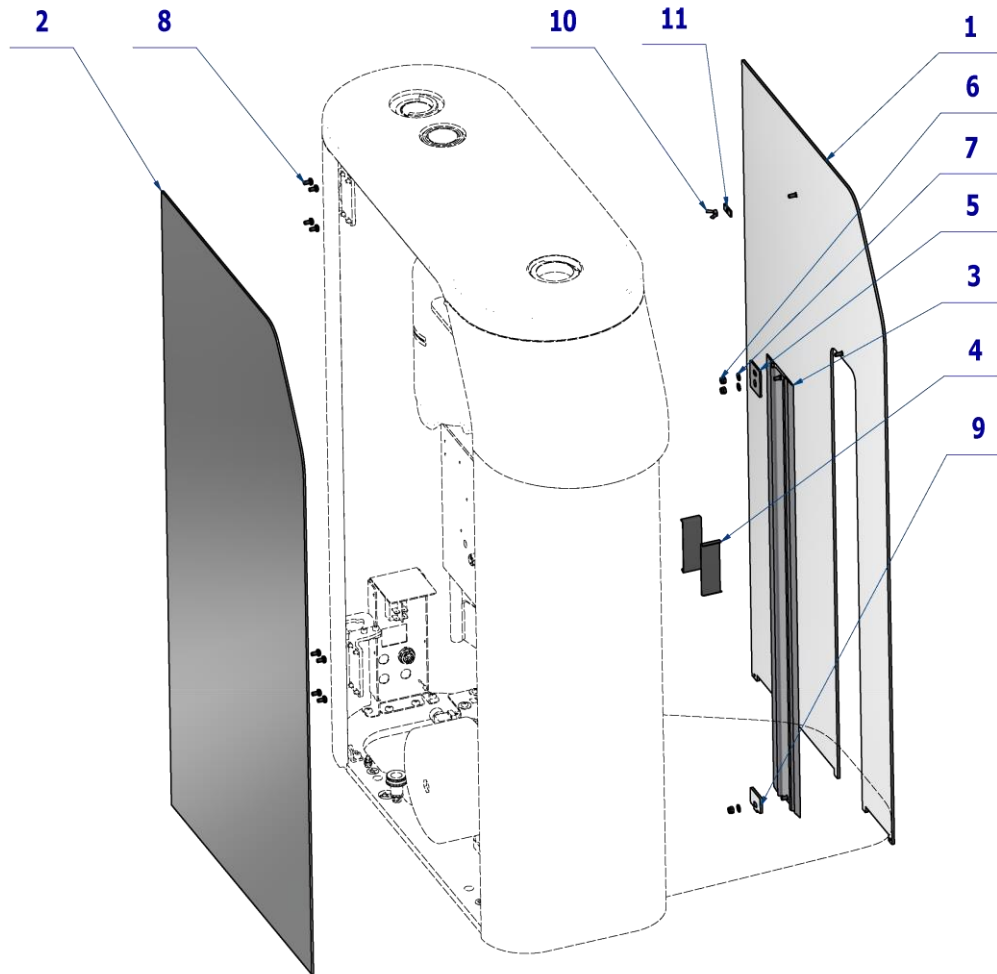


Pos.	Item no.	Product name	QTY	Unit	SP
001	V658-350-067-0	FIXED DOOR LOGO DIPLOMAT / WHT2_MATTE	1,00	PC.	X
002	V658-350-066-0	OPENING DOOR LOGO DIPLOMAT / WHT2_MATTE	1,00	PC.	X
003	A658-350-052-0	BAR WITH SEAL	1,00	PC.	X
004	V655-001-012-0	SLIDE STAINLESS STEEL	2,00	PC.	X
005	V655-350-039-0	BAR CLAMP	1,00	PC.	X
006	ME311120.098	NUT M 4	3,00	PC.	X
007	ME311210.028	WASHER P 4,3	3,00	PC.	X
008	ME309543.068	SCREW M 4X8	8,00	PC.	X
009	V658-350-039-0	BAR CLIP	1,00	PC.	X
010	ME311000.002	NUT M 4	1,00	PC.	X
011	V655-350-083-1	COVER WASHER	1,00	PC.	X
012	ME735552.115	GROUNDING SYMBOL 4-2240.017	1,00	PC.	

01/07/2023

11.2 ASSEMBLY DOOR – TECNO GAS – A658-350-051-0

Item no.	Product name	SP
A658-350-051-0_K-005	ASSEMBLY DOOR – TECNO GAS - WHT2_MATTE	X

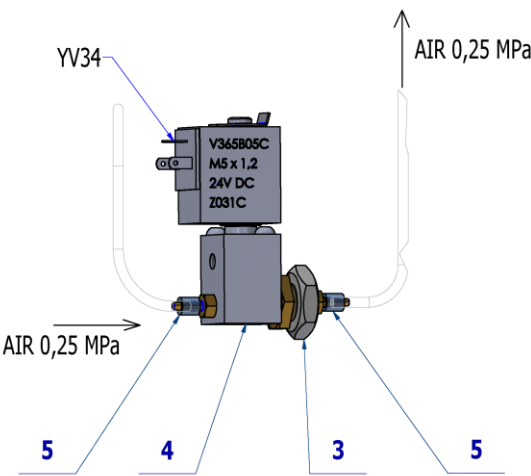
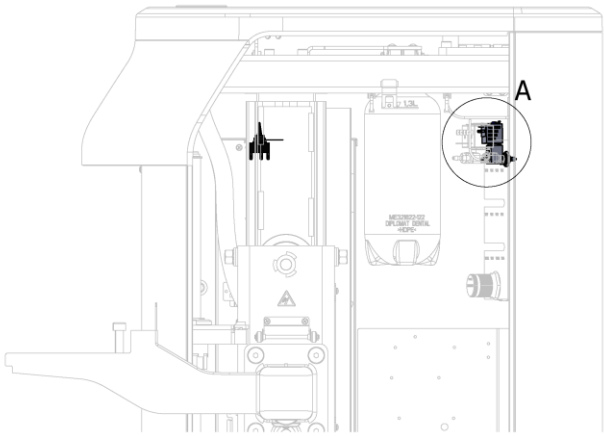


Pos.	Item no.	Product name	QTY	Unit	SP
001	V658-350-081-0	OPENING DOOR LOGO TECNO-GAZ / WHT2_MATTE	1,00	PC.	X
002	V658-350-079-0	FIXED DOOR LOGO TECNO-GAZ / WHT2_MATTE	1,00	PC.	X
003	A658-350-052-0	BAR WITH SEAL	1,00	PC.	X
004	V655-001-012-0	SLIDE STAINLESS STEEL	2,00	PC.	X
005	V655-350-039-0	BAR CLAMP	1,00	PC.	X
006	ME311120.098	NUT M 4	3,00	PC.	X
007	ME311210.028	WASHER P 4,3	3,00	PC.	X
008	ME309543.068	SCREW M 4X8	8,00	PC.	X
009	V658-350-039-0	BAR CLIP	1,00	PC.	X
010	ME311000.002	NUT M 4	1,00	PC.	X
011	V655-350-083-1	COVER WASHER	1,00	PC.	X
012	ME735552.115	GROUNDING SYMBOL 4-2240.017	1,00	PC.	

01/07/2023

11.3 BOTTLE DEPRESSURIZING ACCESSORY - A658-350-055-0

Item no.	Product name	SP
A658-350-055-0_K-001	BOTTLE DEPRESSURIZING ACCESSORY	X

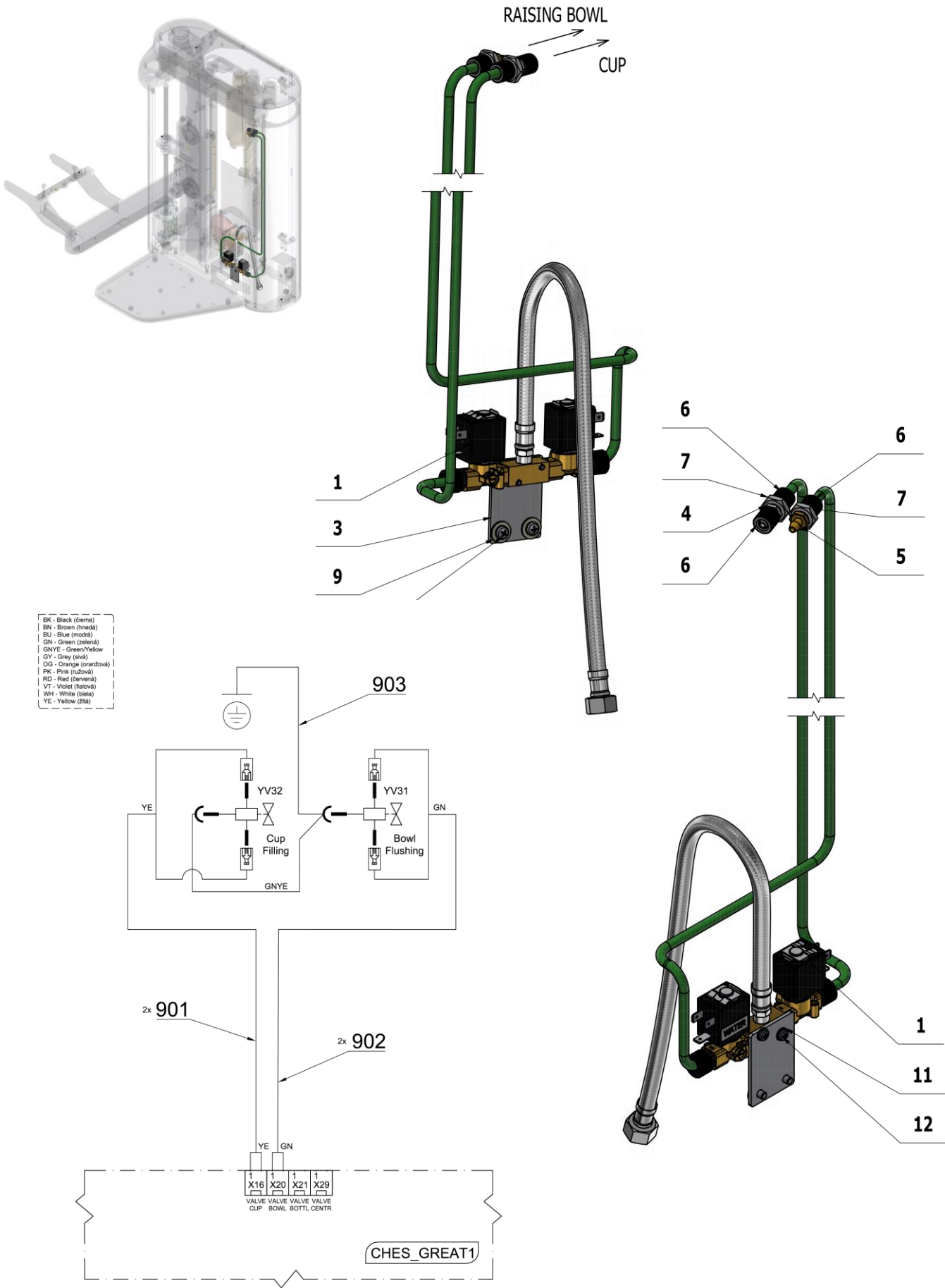


Pos.	Item no.	Product name	QTY	Unit	SP
001	ME348000.021	SWITCH C1720R	1,00	PC.	X
002	ME735010.049	SELF-ADHESIVE FILM, CENTRAL VENT	1,00	PC.	X
003	ME311120.091	NUT M 10X1	1,00	PC.	X
004	A653-350-008-0	VALVE V365B01G-ZE30A, M5x12 24V DC – ASSEMBLY 3	1,00	PC.	X
005	V608.45-00-08	LOCK RING 1	2,00	PC.	X

26/05/2023

11.4 ACCESSORY WITHOUT WATER REGULATION ROTARY BOWL – A658-006-000-0

Item no.	Product name	SP
A658-006-000-0_K-001	ACCESSORY WITHOUT WATER REGULATION ROTARY BOWL	X

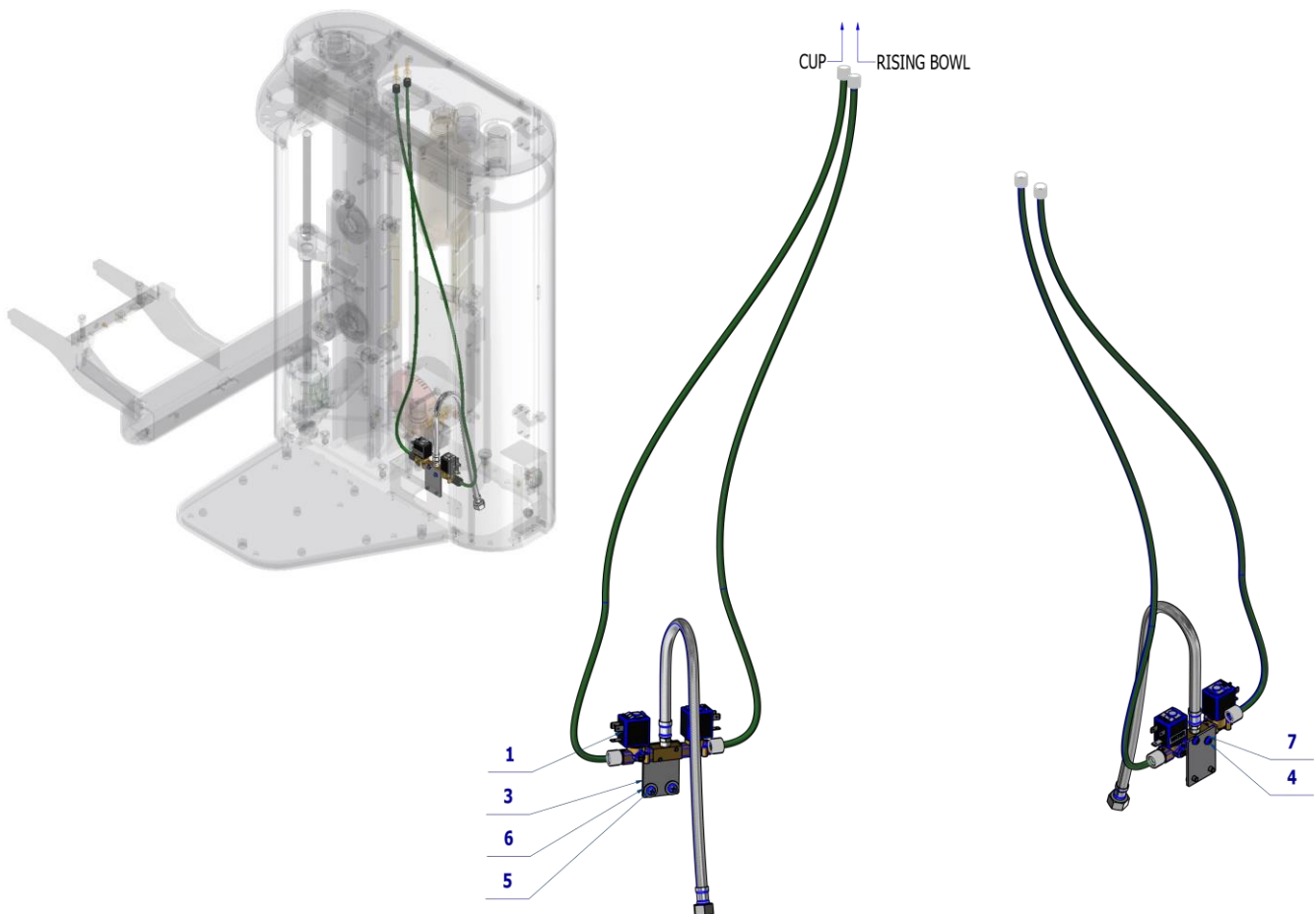


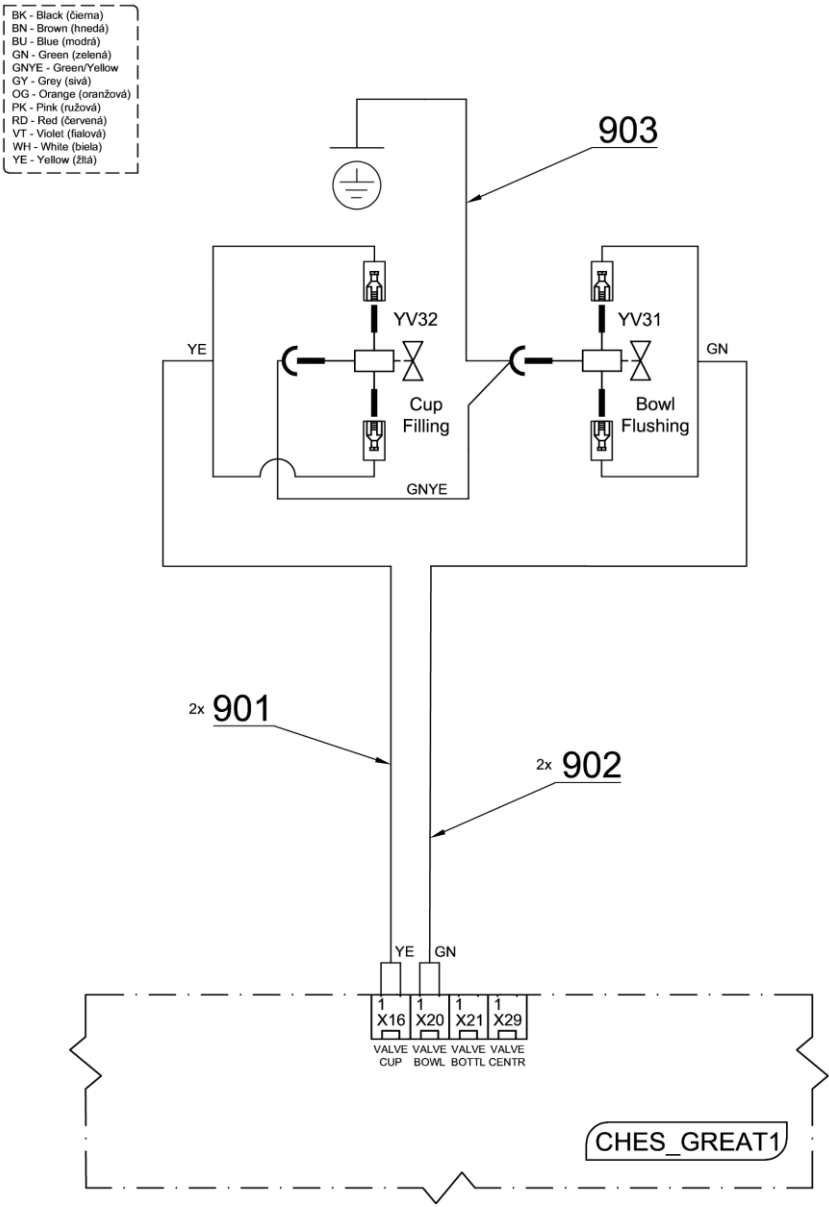
Pos.	Item no.	Product name	QTY	Unit	SP
001	A658-001-022-0>>	ACCESSORY WITHOUT WATER REGULATOR	1,00	PC.	X
002	ME345711.036	HOSE PUR 3,8/6,4 GREEN	1,80	m	X
003	V657-001-001-0	CONSOLE	1,00	PC.	X
004	V622.62-00-02	CONNECTOR	1,00	PC.	X
005	V657-001-002-0	RINSE HOSE CONNECTOR	1,00	PC.	X
006	ME321822.014	NUT 4-601.8-00-34	3,00	PC.	X
007	ME311120.091	NUT M 10X1	2,00	PC.	X
008	ME309543.069	SCREW M 5X8	2,00	PC.	X
009	ME311212.018	WASHER P 5,3	2,00	PC.	X
011	ME311210.037	WASHER P 4,3	2,00	PC.	X
012	ME309255.070	SCREW M 4X20	2,00	PC.	X
901	ME374100.049	WIRES YV3	2,00	PC.	X
902	ME374100.048	WIRES YV4	2,00	PC.	X
903	ME374100.047	WIRES GNYE – ASSEMBLY	1,00	PC.	X

24/04/2023

11.5 ACCESSORY WITHOUT WATER REGULATION FIXED BOWL – A658-007-000-0

Item no.	Product name	SP
A658-007-000-0_K-001	ACCESSORY WITHOUT WATER REGULATION FIXED BOW	X



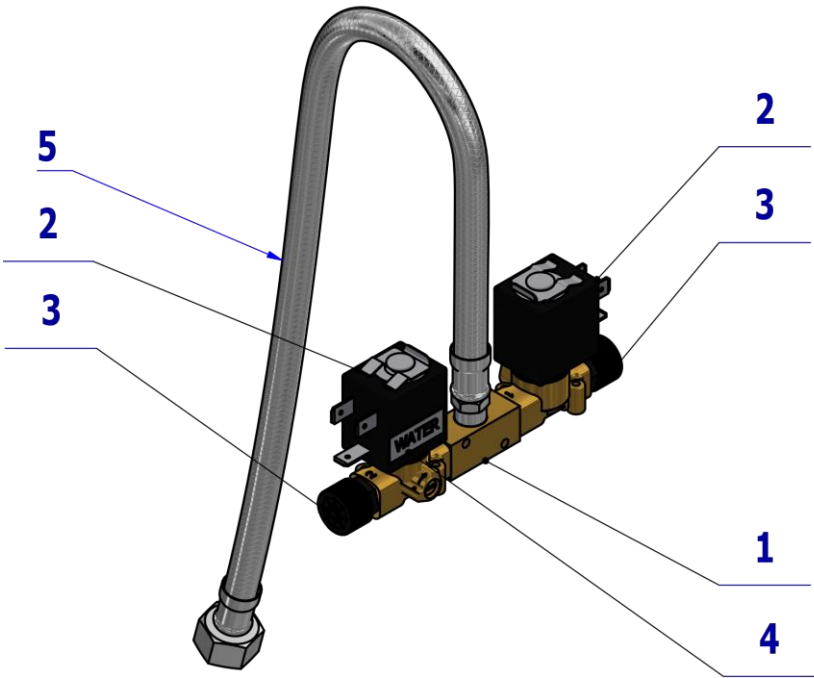


Pos.	Item no.	Product name	QTY	Unit	SP
001	A658-001-022-0>>	ACCESSORIES WITHOUT WATER REGULATOR	1,00	PC.	X
002	ME345711.036	HOSE PUR 3,8/6,4 GREEN	1,90	m	X
003	V657-001-001-0	CONSOLE	1,00	PC.	X
004	ME309255.070	SCREW M 4X20	2,00	PC.	X
005	ME309543.069	SCREW M 5X8	2,00	PC.	X
006	ME311212.018	WASHER P 5,3	2,00	PC.	X
007	ME311210.037	WASHER P 4,3	2,00	PC.	X
901	ME374100.049	WIRES YV3	2,00	PC.	X
902	ME374100.048	WIRES YV4	2,00	PC.	X
903	ME374100.047	WIRES GNYE - ASSEMBLY	1,00	PC.	X

24/04/2023

11.6 ACCESSORY WITHOUT WATER REGULATOR – A658-001-022-0

Item no.	Product name	SP
A658-001-022-0_K-001	ACCESSORY WITHOUT WATER REGULATOR	X

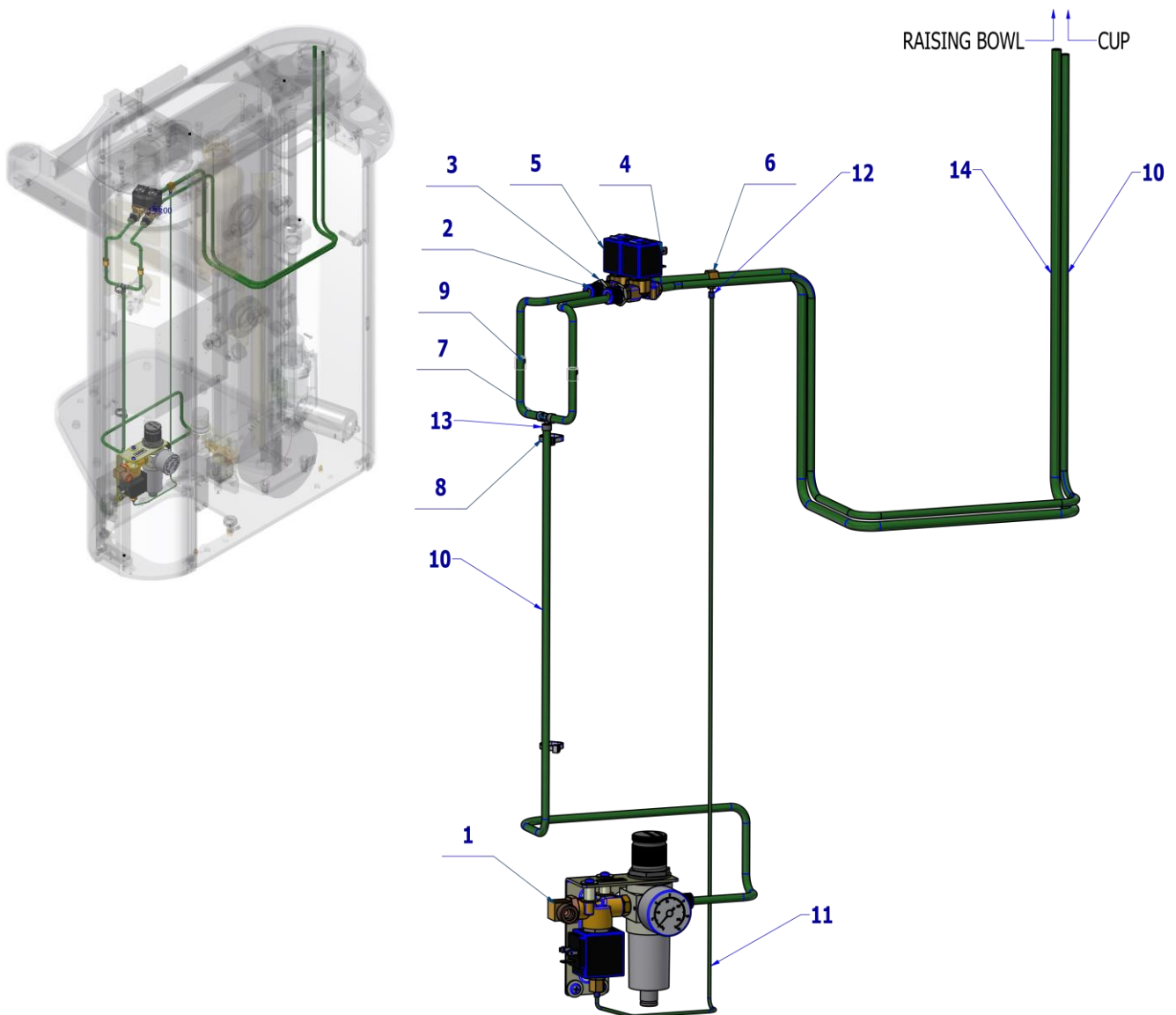


Pos.	Item no.	Product name	QTY	Unit	SP
001	V607.80-00-32	DISTRIBUTION BODY 1	1,00	PC.	X
002	ME405658.024	VALVE L172V03-ZB10A	2,00	PC.	X
003	ME336402.001	THROAT THREADED STRAIGHT	2,00	PC.	X
004	ME735010.034	LABEL WATER	1,00	PC.	X
005	ME286000.008	HOSE INOX BAT 3/8 50CM DELTA DN8	1,00	PC.	X

09/05/2023

11.7 ACCESSORY WATER REGULATOR - A658-008-000-0

Item no.	Product name	SP
A658-008-000-0_K-001	ACCESSORY WATER REGULATOR	X

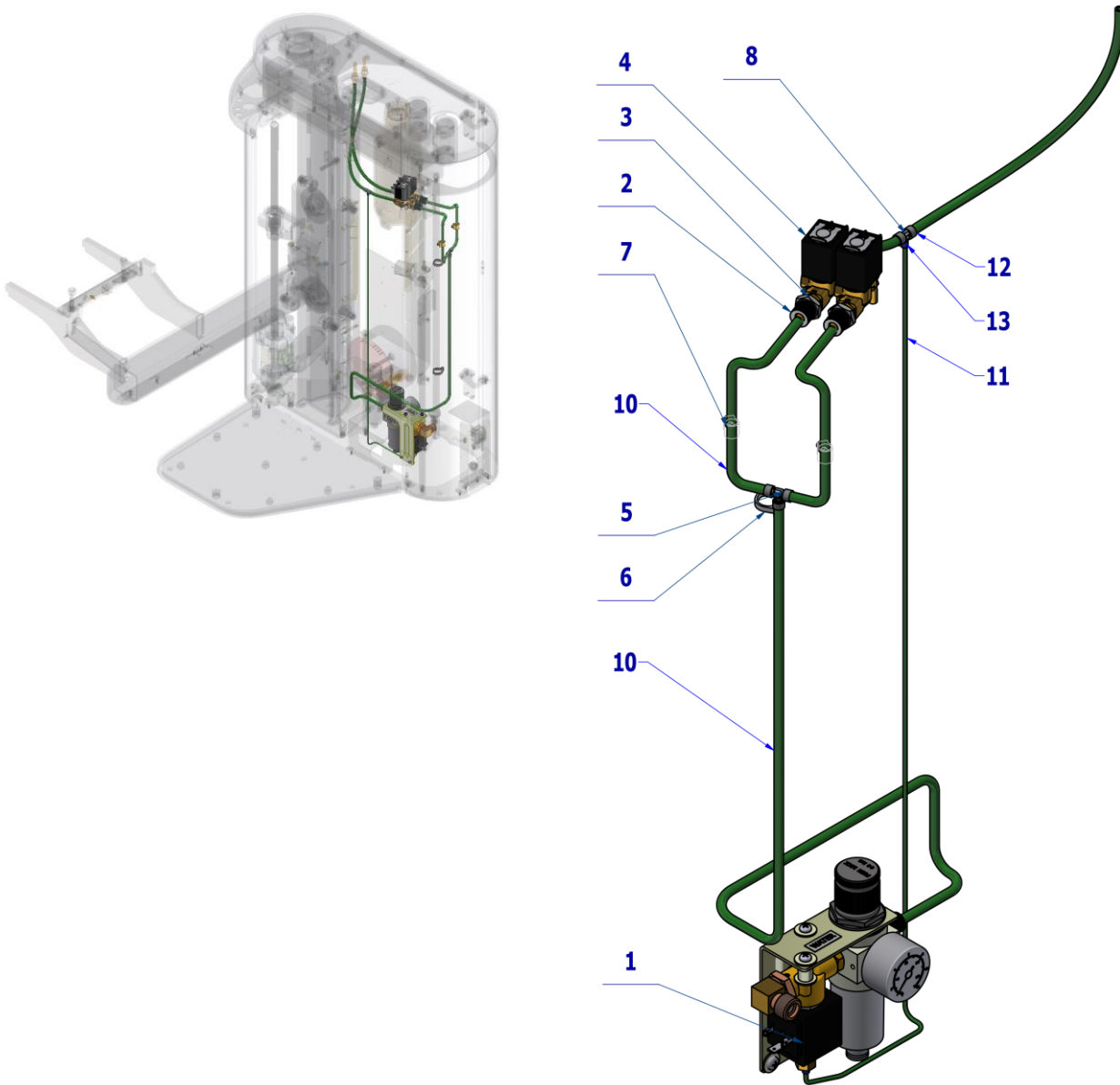


Pos.	Item no.	Product name	QTY	Unit	SP
001	A653-150-030-0>>	WATER REGULATIOR	1,00	PC.	X
002	ME321822.014	NUT 4-601.8-00-34	2,00	PC.	X
003	ME311120.091	NUT M 10X1	2,00	PC.	X
004	A653-350-070-0	VALVE SIRAI ZB10A ASSEMBLY	1,00	PC.	X
005	A653-350-071-0	VALVE SIRAI ZB10A FLUSH ASSEMBLY	1,00	PC.	X
006	A653-350-084-0	ADAPTER T	1,00	PC.	X
007	ME336401.029	ADAPTER T230-1	1,00	PC.	X
008	ME397900.012	CABLE TIE CIMCO – 181361	2,00	PC.	X
009	V607.80-38-00	RESTRICTOR – ADJUSTMENT	2,00	PC.	X
010	ME345711.036	HOSE PUR 3,8/6,4 GREEN	1,00	m	X
011	ME283367.024	HOSE PUR 1,5/2,7 GREE	0,75	m	X
012	ME283367.025	HOSE PUR 2,9/4,7 BLUE	0,01	m	X
013	ME343415.031	HOSE SILICONE 5X1.5 GREY	0,02	M	
014	ME283367.026	HOSE PUR 5,5/8 GREEN	1,00	m	X

05/05/2023

11.8 ACCESSORY WATER REGULATOR WITH FIXED BOWL – A658-009-000-0

Item no.	Product name	SP
A658-009-000_K-001	ACCESSORY WATER REGULATOR WITH FIXED BOWL	X

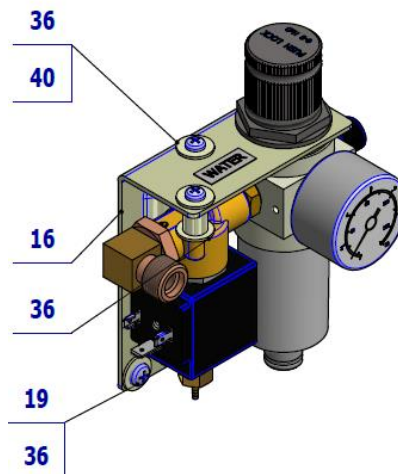
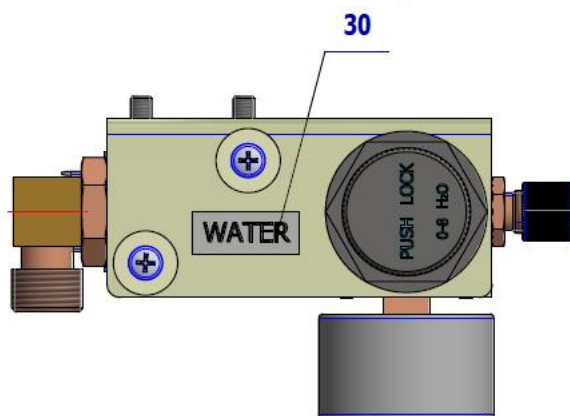
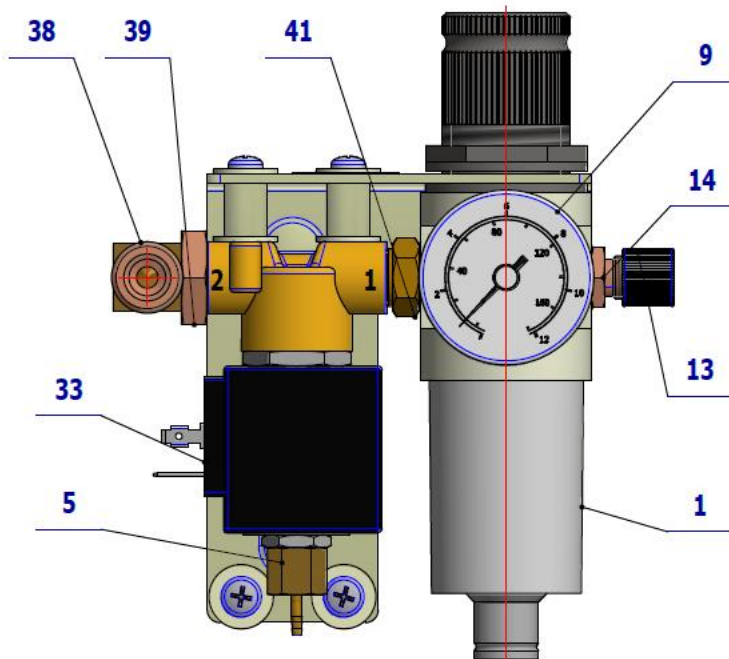


Pos.	Item no.	Product name	QTY	Unit	SP
001	A653-150-030-0>>	WATER REGULATOR	1,00	PC.	X
002	ME321822.014	NUT 4-601.8-00-34	2,00	PC.	X
003	ME311120.091	NUT M 10X1	2,00	PC.	X
004	A653-350-070-0	VALVE SIRAI ZB10A ASSEMBLY	2,00	PC.	X
005	ME336401.029	ADAPTER T230-1	1,00	PC.	X
006	ME397900.012	CABLE TIE CIMCO – 181361	2,00	PC.	X
007	V607.80-38-00	RESTRICTOR – ADJUSTMENT	2,00	PC.	X
008	ME336401.027	ADAPTER T230/210-1	1,00	PC.	X
010	ME345711.036	HOSE PUR 3,8/6,4 GREEN	1,60	m	X
011	ME283367.024	HOSE PUR 1,5/2,7 GREEN	0,75	m	X
012	ME343415.031	HOSE SILICONE 5X1.5 GREY	0,03	M	
013	ME283367.025	HOSE PUR 2,9/4,7 BLUE	0,01	m	X

24/04/2023

11.7.1 WATER REGULATOR – A653-150-030-0

Item no.	Product name	SP
A653-150-030-0	WATER REGULATOR	X



ME392662.014



ME392662.024

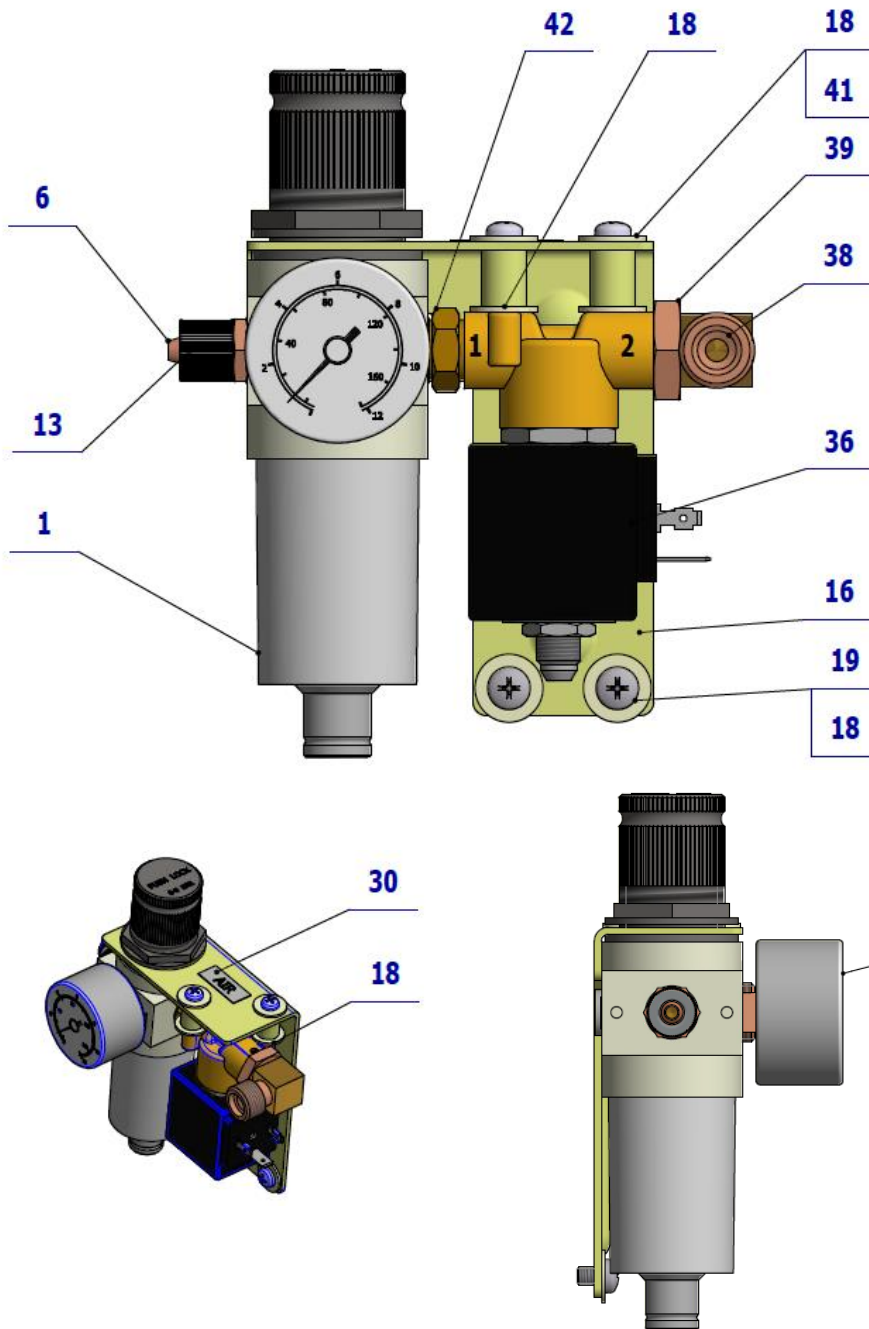


Pos.	Item no.	Product name	QTY	Unit	SP
001	ME392662.037	FILTER REGULATOR 5008 RM FRBIT ¼ WATER 8234418	1,00	PC.	X
005	V600.1-14-00	THROAT	1,00	PC.	X
009	ME392662.033	PRESSURE GUAGE 1/8P 5205 9700101	1,00	PC.	X
013	ME321822.014	NUT 4-601.8-00-34	1,00	PC.	X
014	V606.01-04-06	THROAT ¼"x10x1	1,00	PC.	X
016	V606.01-02-03.2	WATER BRACKET	1,00	PC.	X
019	ME309543.069	SCREW M 5X8	2,00	PC.	X
030	ME735010.034	LABEL WATER	1,00	PC.	
033	ME405658.027	VALVE SIRAI L321B02C-ZA10G G1/4x2,3 24V DC	1,00	PC.	X
036	ME311212.018	WASHER P 5,3	6,00	PC.	X
038	V608.01-08-00	CONNECTOR ¼ – 3/8 ANGLE 90	1,00	PC.	X
039	ME311120.108	NUT G1/4" MZ	1,00	PC.	X
040	ME309255.062	SCREW M 4X25	2,00	PC.	X
041	ME392662.041	CONNECTOR ¼"x1/4"	1,00	PC.	X

09/09/2020

11.9 AIR REGULATOR - A653-150-031-0

Item no.	Product name	SP
A653-150-031-0	AIR REGULATOR	X



ME392662.015



ME392662.013



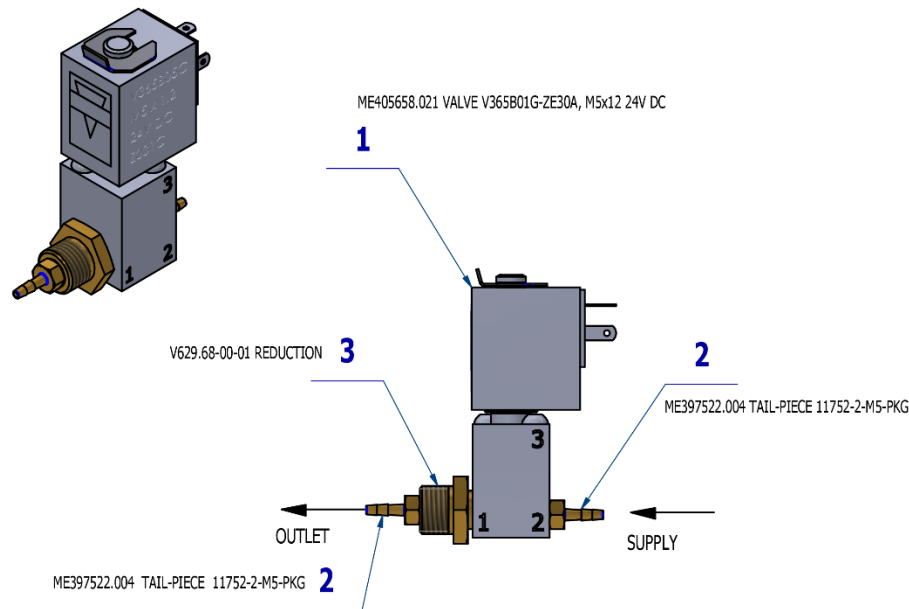
Pos.	Item no.	Product name	QTY	Unit	SP
001	ME392662.036	FILTER REGULATOR FRBIT 1/4 2008 RMSA 5205008	1.00	PC.	X
006	V606.01-04-06	SPOUT 1/4"x10x1	1.00	PC.	X
009	ME392662.033	MANOMETER 1/8P 5205 9700101	1.00	PC.	X
013	ME321822.014	NUT 4-601.8-00-34	1.00	PC.	X
016	V606.01-04-03.2	AIR CONSOLE	1.00	PC.	X
018	ME311212.018	WASHER P 5,3	6.00	PC.	X
019	ME309543.069	SCREW M 5X8	2.00	PC.	X
030	ME735010.033	LABEL AIR	1.00	PC.	
036	ME405658.027	VALVE SIRAI L321B02C-ZA10G G1/4x2,3 24V DC	1.00	PC.	X
038	V608.01-08-00	CONNECTOR 1/4 - 3/8 ANGLE 90	1.00	PC.	X
039	ME311120.108	NUT G1/4" MZ	1.00	PC.	X
041	ME309255.062	SCREW M 4X25	2.00	PC.	X
042	ME392662.041	CONNECTOR 1/4"x1/4"	1.00	PC.	X

09/09/2020

12 VALVES

12.1 VALVE V365B01G-ZE30A, M5x12 24V DC – ASSEMBLY 3 - A653-350-008-0

Item No.	Product name	SP
A653-350-008-0	VALVE V365B01G-ZE30A, M5x12 24V DC – ASSEMBLY 3	X



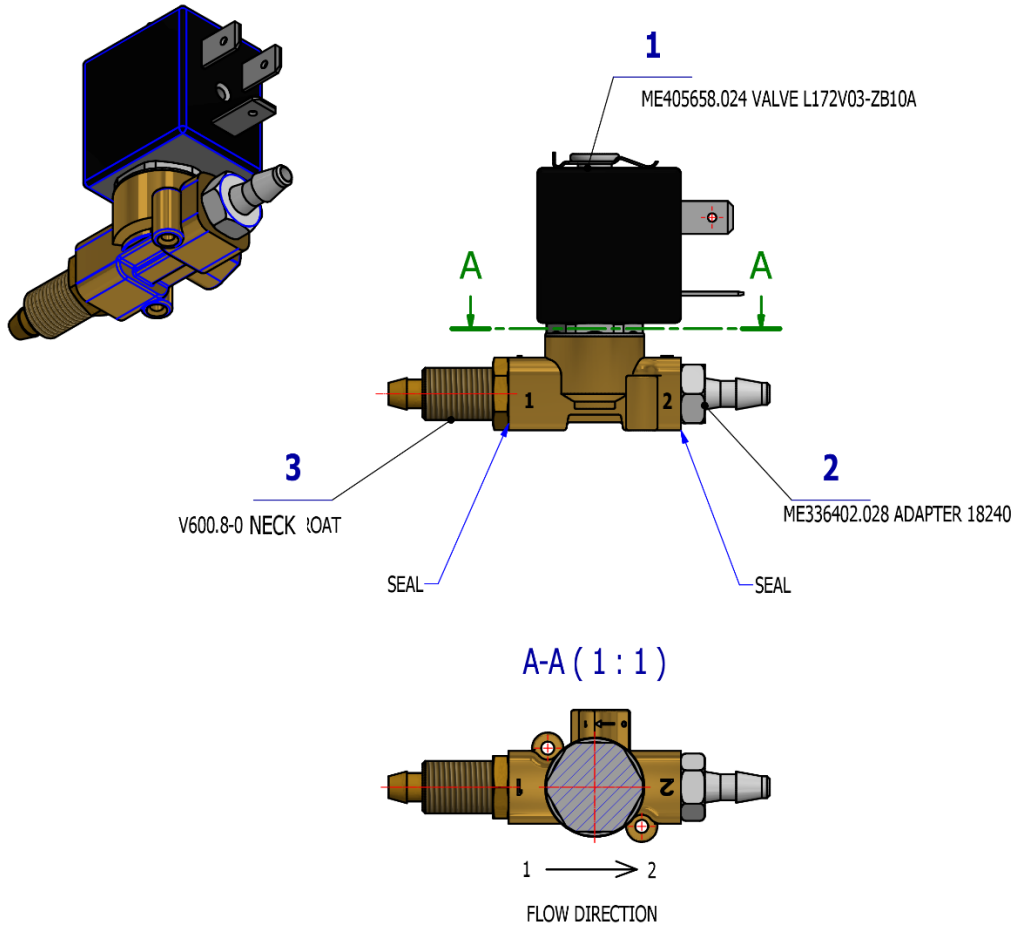
Pos.	Item no.	Product name	QTY	Unit	SP
001	ME405658.021	VALVE V365B01G-ZE30A, M5x1,2 24V DC	1,00	PC.	X
002	ME397522.004	TAIL-PIECE 11752-2-M5-PKG	2,00	PC.	X
003	V629.68-00-01	REDUCTION	1,00	PC.	X



VALVE V365B01G-ZE30A, M5x12 24V DC – ASSEMBLY 3 - A653-350-008-0 is used in:
BOTTLE DEPRESSURIZING ACCESSORY - A658-350-055-0
CUSPIDOR BLOCK WITH ROTARY BOWL, FUNNEL WITHOUT TENSOMETER –
A658-350-004-0
CUSPIDOR BLOCK WITH ROTARY BOWL, FUNNEL – HYGIENE –A658-350-003-0

12.2 VALVE SIRAI ZB10A ASSEMBLY - A653-350-070-0

Item No.	Product name	SP
A653-350-070-0	VALVE SIRAI ZB10A ASSEMBLY	X



Pos.	Item no.	Product name	QTY	Unit	SP
001	ME405658.024	VALVE L172V03-ZB10A	1,00	PC.	X
002	ME336402.028	ADAPTER 18240 BRASS	1,00	PC.	X
003	V600.8-00-39	THROAT	1,00	PC.	X

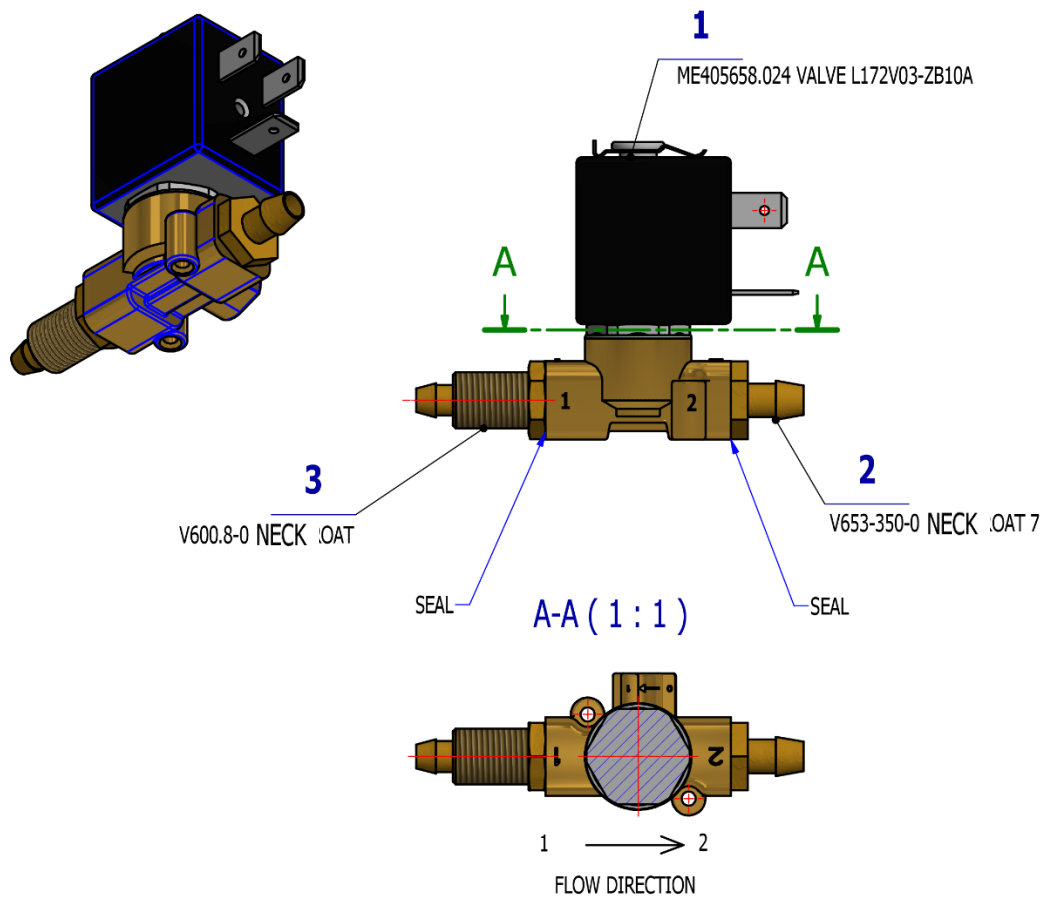
01/12/2022



VALVE SIRAI ZB10A ASSEMBLY - A653-350-070-0 is used in:
ACCESSORY WATER REGULATOR - A658-008-000-0
ACCESSORY WATER REGULATOR WITH FIXED BOWL - A658-009-000-0

12.3 VALVE SIRAI ZB10A FLUSH ASSEMBLY - A653-350-071-0

Item No.	Product name	SP
A653-350-071-0	VALVE SIRAI ZB10A FLUSH ASSEMBLY	X



Pos.	Item no.	Product name	QTY	Unit	SP
001	ME405658.024	VALVE L172V03-ZB10A	1,00	PC.	X
002	V653-350-081-0	THROAT 7	1,00	PC.	X
003	V600.8-00-39	THROAT	1,00	PC.	X

21/01/2021



VALVE SIRAI ZB10A FLUSH ASSEMBLY – A653-350-071-0 is used in:
ACCESSORY WATER REGULATOR - A658-008-000-0

A1 CUSPIDOR BLOCK ACCESSORIES

1

DURR SUCTION CONTROL



ACCESSORIES OF ONE FILTER DURR
WITH LA AND SA WITH VALVE
A658-362-000-0



TWO DURR FILTERS ACCESSORIES
A658-361-000-0



ACCESSORIES OF ONE FILTER DURR
WITH LA WITH VALVE
A658-363-000-0



ACCESSORIES OF ONE FILTER DURR
WITH LA AND SA WITHOUT VALVE
A658-364-000-0



ACCESSORIES OF ONE FILTER WITH LA
WITHOUT VALVE
A658-365-000-0

2

CATTANI SEPARATOR ACCESSORY



CATTANI SEPARATOR ACCESSORY – ONE FILTER
A658-391-000-0



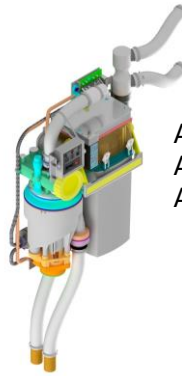
CATTANI SEPARATOR ACCESSORY
A657-390-000-0

3


METASYS MST1, ECO L1 ACCESSORIES




AMALGAM SEPARATOR ACCESSORIES
METASYS ECO L1
A658-401-000-0



AMALGAM SEPARATOR
ACCESSORIES METASYS MST1
A658-400-000-0



AMALGAM SEPARATOR ACCESSORIES
METASYS ECO L1 – 1 FILTER
A658-403-000-0



AMALGAM SEPARATOR ACCESSORIES
METASYS MST1 – 1 FILTER
A658-402-000-0

4

DURR CAS1, CS1, VALVE, 2 VALVES ACCESSORIES



AMALGAM SEPARATOR ACCESSORY Durr CS1
A658-411-000-0



AMALGAM SEPARATOR ACCESSORY
Durr CAS1
A658-410-000-0



WET SUCTION ACCESSORIES Durr - 2 VALVES
A658-413-000-0



WET SUCTION ACCESSORIES Durr – 1 VALVE
A658-412-000-0



AMALGAM SEPARATOR ACCESSORY Durr CS1 – 1 FILTER
A658-416-000-0



AMALGAM SEPARATOR ACCESSORY
Durr CAS1- 1 FILTER
A658-415-000-0

5

OTHER ACCESSORIES



WET SUCTION ACCESSORIES
DURR – 1 VALVE – 1 FILTER
A658-417-000-0



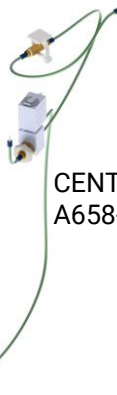
WET SUCTION ACCESSORIES
DURR - 2 VALVES – 1 FILTER
A658-418-000-0



LARGE EJECTOR ACCESSORIES
A658-431-000-0



EJECTOR ACCESSORY IN CB
A658-430-000-0



CENTRAL ACCESSORIES
A658-450-000-0



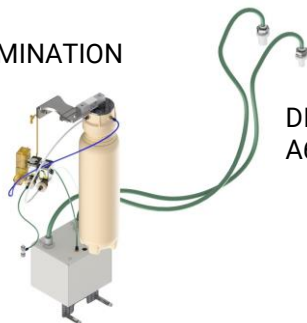
WATER HEATER ACCESSORIES
A658-481-000-0

6

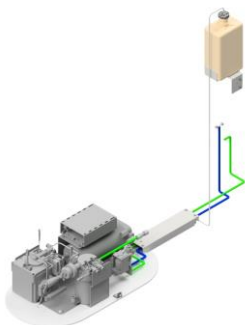
DISINFECTION AND DECONTAMINATION



DISINFECTION ACCESSORY WITH FUNNEL
A658-471-000-0



DECONTAMINATION ACCESSORY
A658-470-000-0



WEK ACCESSORY
A658-485-000-0



DEPRESSURIZATION BOTTLE ACCESSORY
A658-473-000-0

7

VALVES

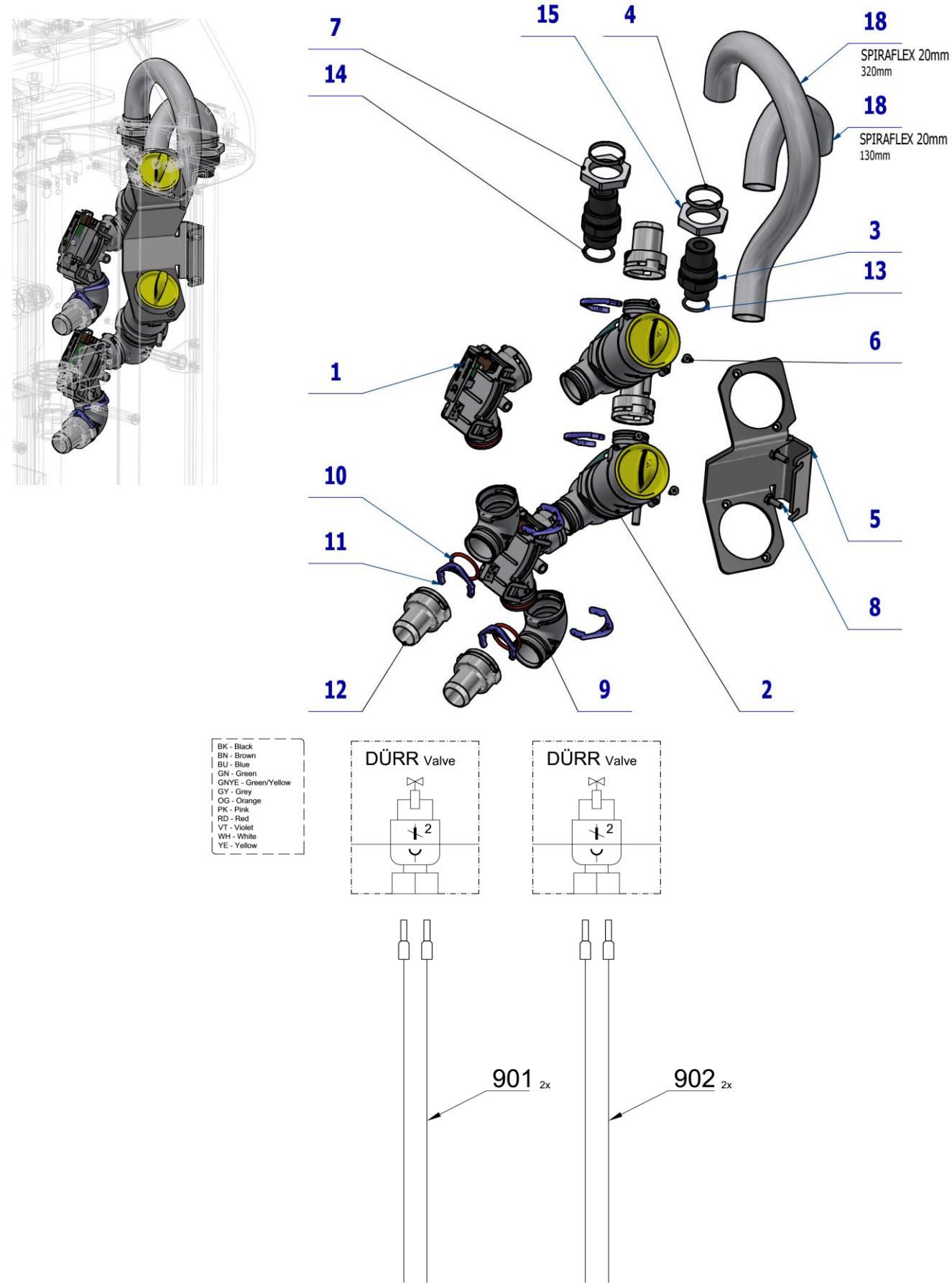
8

SUCTION SYSTEMS – ADDITIONAL ITEMS

1 DÜRR SUCTION CONTROL

1.1 TWO DÜRR FILTERS ACCESSORIES – A658-361-000-0

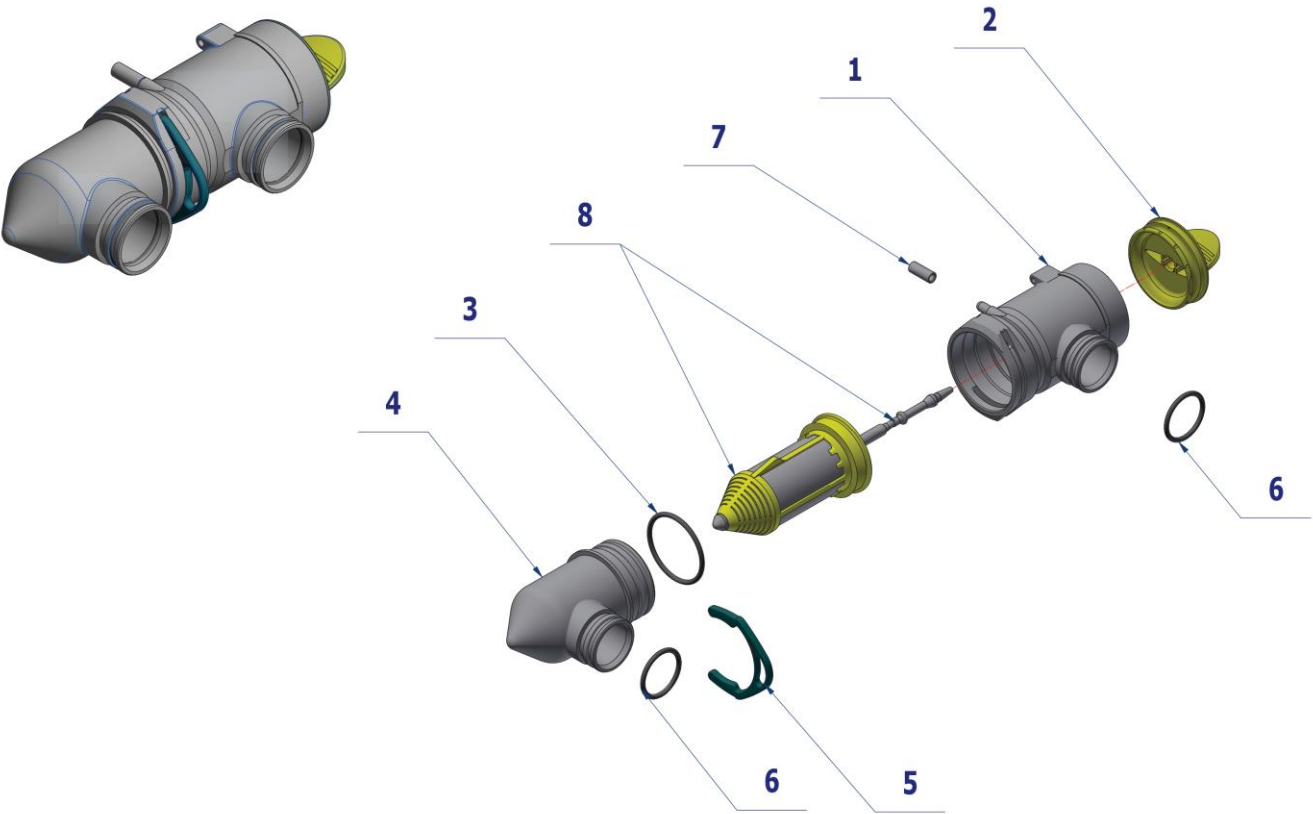
Item no.	Product name	SP
A658-361-000-0_K-001	TWO DÜRR FILTERS ACCESSORIES	X



Pos.	Item no.	Product name	QTY	Unit	SP
001	ME443100.002	VALVE MEMBRAN.DURR 7560-500-77	2,00	PC.	X
002	ME443000.123	DURR FILTER COMPLETE 0725-040-50	2,00	PC.	X
003	V618.63-00-04.1	ATTACHMENT SMALL ASPIRATOR	1,00	PC.	X
004	ME397800.015	CABLE TIE F0301 CV-200	4,00	PC.	X
005	V658-361-002-0	FILTERS HOLDER	1,00	PC.	X
006	ME307001.009	SCREW STP33 3x9 - H1	4,00	PC.	X
007	V618.63-00-03.1	ATTACHMENT LARGE ASPIRATOR	1,00	PC.	X
008	ME309203.075	SCREW M4X10	2,00	PC.	X
009	ME443000.137	TAIL-PIECE CURVED P 20 0700-700-04	2,00	PC.	X
010	ME443000.145	O RING SILICONE 20X2 DURR 9000-402-54	2,00	PC.	X
011	ME443000.205	LOCK RING DURR 20 MM 0700-700-01	6,00	PC.	X
012	ME443000.206	TAIL-PIECE NARROWED P20 0700-720-20	4,00	PC.	X
013	ME273111.015	O RING P 14X2	1,00	PC.	X
014	ME273111.017	O RING P 18X2	1,00	PC.	X
015	ME311180.022	NUT M 25x1,5 EN50262	2,00	PC.	X
018	ME286000.004	HOSE SPIRAFLEX P20	0,5	M	X
901	ME374100.125	WIRE 0.25 - GY - 800 mm	2,00	PC.	X
902	ME374100.126	WIRE 0.25 - BK - 800 mm	2,00	PC.	X

06/03/2023

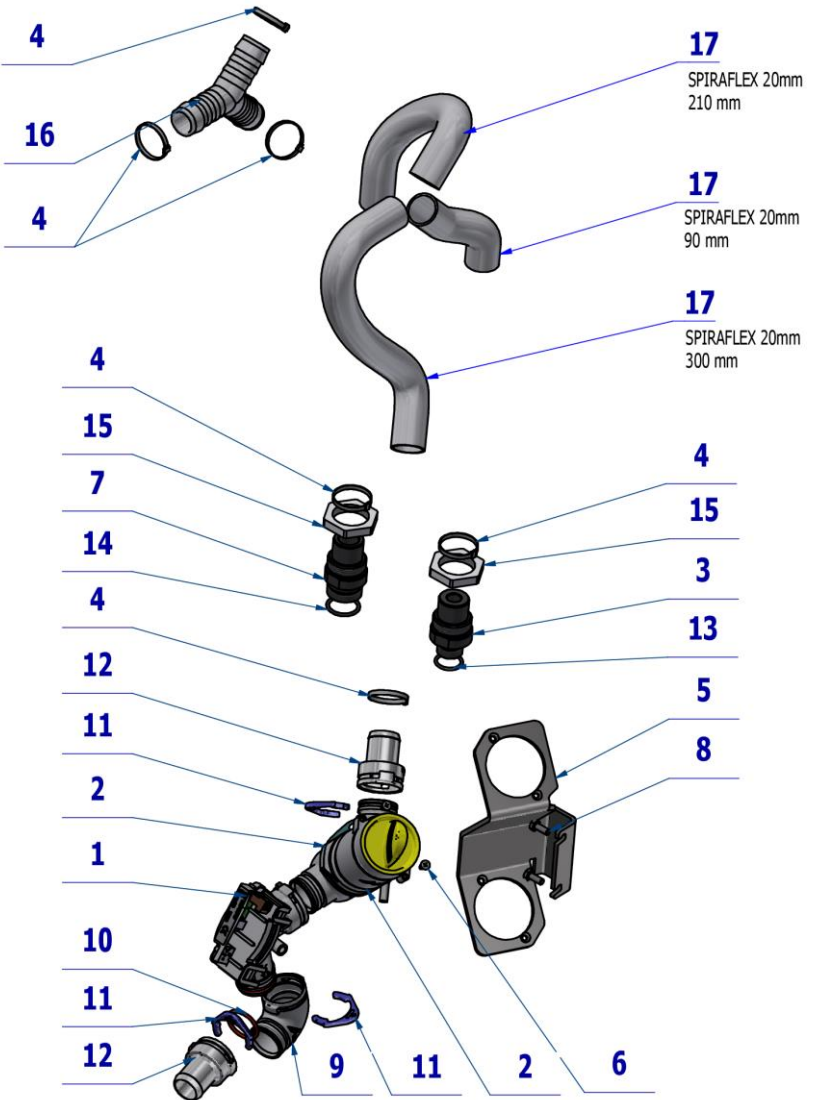
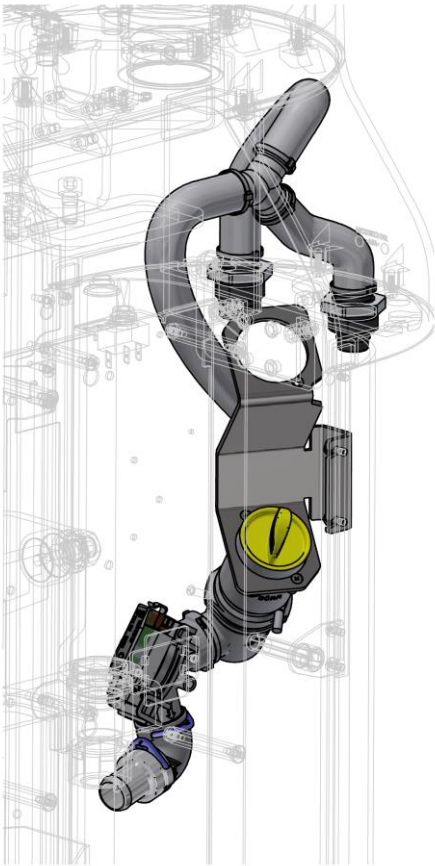
1.1.1 DURR FILTER COMPLETE 0725-040-50 - ME443000.123

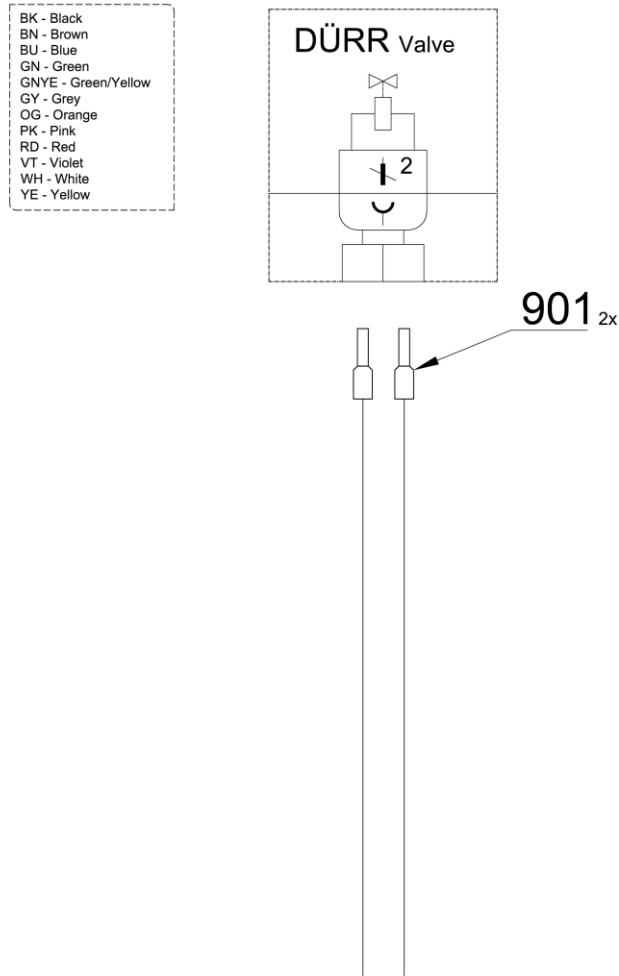


Pos.	Item no.	Product name	QTY	Unit	SP
001	ME443000.209	FILTER HOUSING TOP	1,00	PC.	X
	0725-041-10				
002	ME443000.058	FILTER COVER	1,00	PC.	X
	0725-041-03				
003	ME443000.146	O RING 30mm	1,00	PC.	X
	9000-402-90				
004	ME443000.210	FILTER HOUSING DOWN	1,00	PC.	X
	0725-041-11				
005	ME443000.211	SECURING RING	1,00	PC.	X
	0700-800-01				
006	ME443000.145	O RING 20mm	2,00	PC.	X
	9000-402-54				
007	ME443000.212	END CAP	1,00	PC.	X
	9000.310.002				
008	ME443000.177	SIEVE DURR 0725-041-02 + 0725-041-04	1,00	PC.	X

1.2ACCESSORIES OF ONE FILTER DURR WITH LA AND SA WITH VALVE – A658-362-000-0

Item no.	Product name	SP
A658-362-000-0_K-001	ACCESSORIES OF ONE FILTER DURR WITH LA AND SA WITH VALVE	X



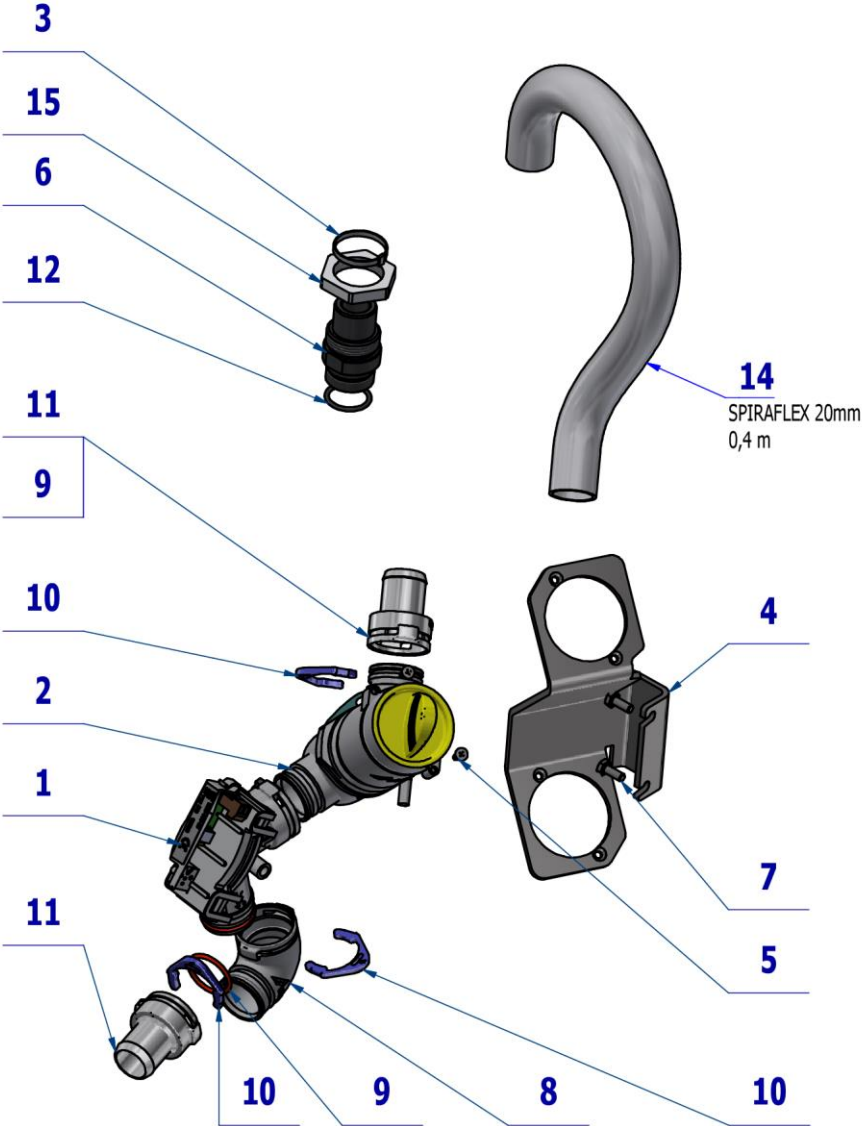
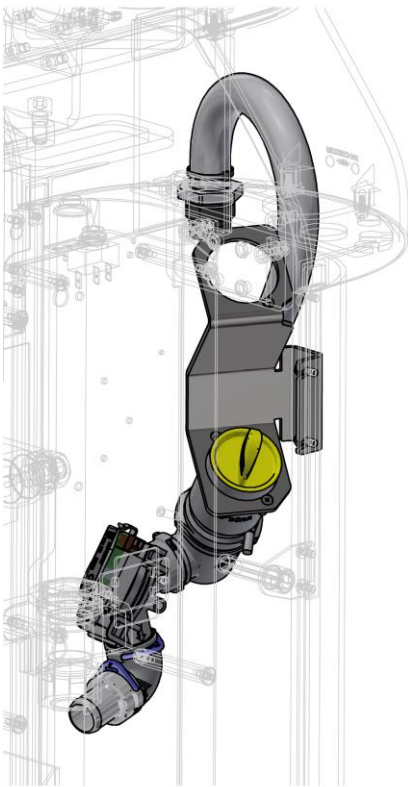


Pos.	Item no.	Product name	QTY	Unit	SP
001	ME443100.002	VALVE MEMBRAN.DURR 7560-500-77	1,00	PC.	X
002	ME443000.123	DURR FILTER COMPLETE 0725-040-50	1,00	PC.	X
003	V618.63-00-04.1	ATTACHMENT SMALL ASPIRATOR	1,00	PC.	X
004	ME397800.015	CABLE TIE F0301 CV-200	6,00	PC.	X
005	V658-361-002-0	FILTERS HOLDER	1,00	PC.	X
006	ME307001.009	SCREW STP33 3x9 - H1	2,00	PC.	X
007	V618.63-00-03.1	ATTACHMENT LARGE ASPIRATOR	1,00	PC.	X
008	ME309203.075	SCREW M4X10	2,00	PC.	X
009	ME443000.137	TAIL-PIECE CURVED P 20 0700-700-04	1,00	PC.	X
010	ME443000.145	O RING SILICONE 20X2 DURR 9000-402-54	1,00	PC.	X
011	ME443000.205	LOCK RING DURR 20 MM 0700-700-01	3,00	PC.	X
012	ME443000.206	TAIL-PIECE NARROWED P20 0700-720-20	2,00	PC.	X
013	ME273111.015	O RING P 14X2	1,00	PC.	X
014	ME273111.017	O RING P 18X2	1,00	PC.	X
015	ME311180.022	NUT M 25x1,5 EN50262	2,00	PC.	X
016	ME336401.043	CONNECTION Y NORMAPLAST YS19	1,00	PC.	X
017	ME286000.004	HOSE SPIRAFLEX P20	0,6	m	X
901	ME374100.125	WIRE 0.25 - GY - 800 mm	2,00	PC.	X

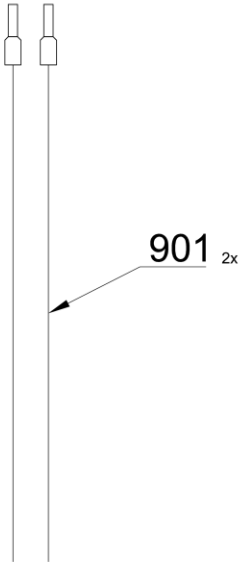
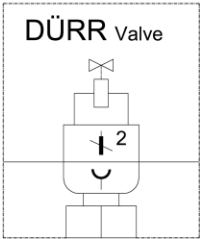
13/04/2023

1.3 ACCESSORIES OF ONE FILTER DÜRR WITH LA WITH VALVE – A658-363-000-0

Item no.	Product name	SP
A658-363-000-0_K-001	ACCESSORIES OF ONE FILTER DÜRR WITH LA WITH VALVE	X



BK - Black
BN - Brown
BU - Blue
GN - Green
GNYE - Green/Yellow
GY - Grey
OG - Orange
PK - Pink
RD - Red
VT - Violet
WH - White
YE - Yellow

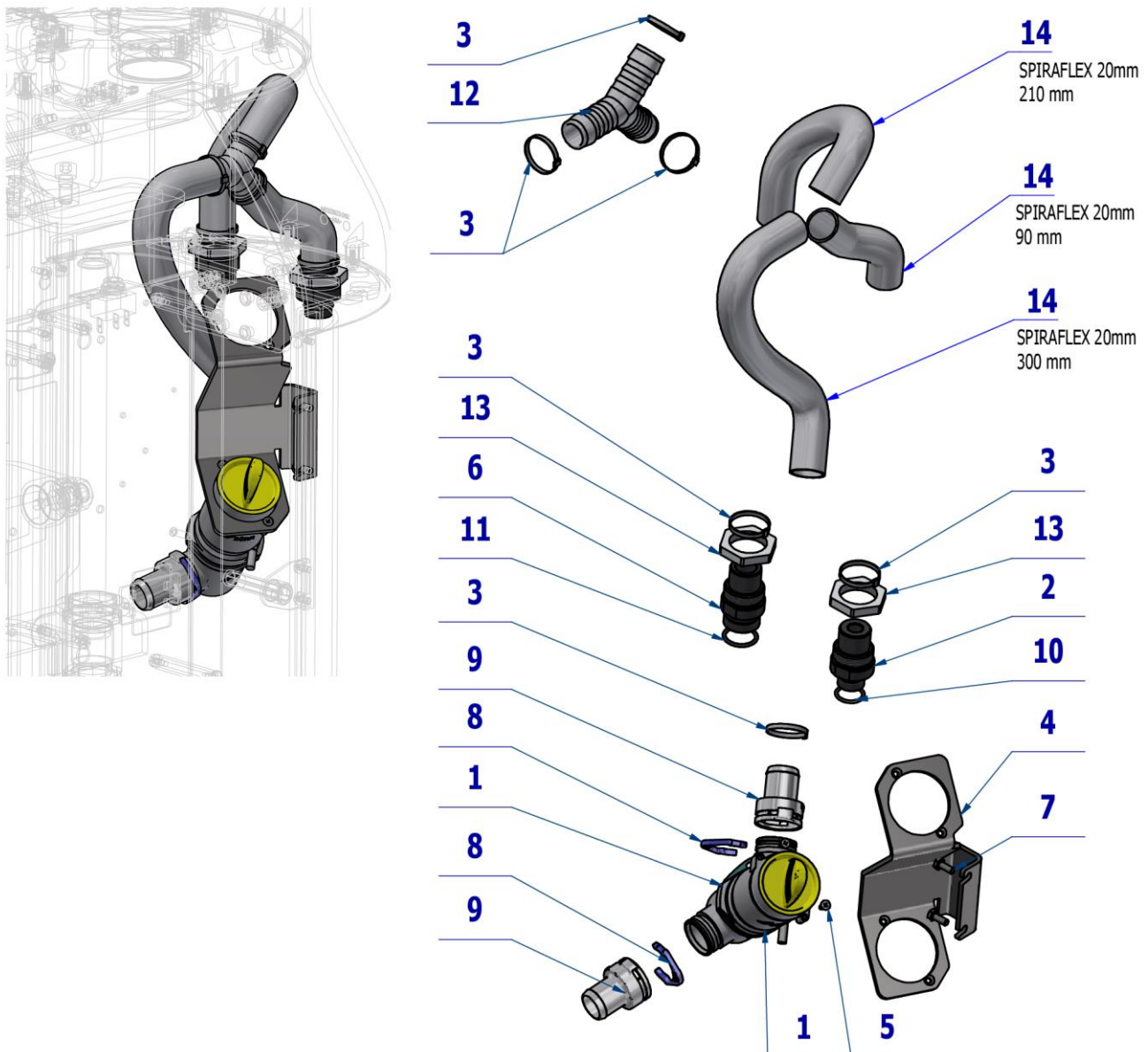


Pos.	Item no.	Product name	QTY	Unit	SP
001	ME443100.002	VALVE MEMBRAN.DURR 7560-500-77	1,00	PC.	X
002	ME443000.123	DURR FILTER COMPLETE 0725-040-50	1,00	PC.	X
003	ME397800.015	CABLE TIE F0301 CV-200	2,00	PC.	X
004	V658-361-002-0	FILTERS HOLDER	1,00	PC.	X
005	ME307001.009	SCREW STP33 3x9 - H1	2,00	PC.	X
006	V618.63-00-03.1	ATTACHMENT LARGE ASPIRATOR	1,00	PC.	X
007	ME309203.075	SCREW M4X10	2,00	PC.	X
008	ME443000.137	TAIL-PIECE CURVED P 20 0700-700-04	1,00	PC.	X
009	ME443000.145	O RING SILICONE 20X2 DURR 9000-402-54	1,00	PC.	X
010	ME443000.205	LOCK RING DURR 20 MM 0700-700-01	3,00	PC.	X
011	ME443000.206	TAIL-PIECE NARROWED P20 0700-720-20	2,00	PC.	X
012	ME273111.017	O RING P 18X2	1,00	PC.	X
014	ME286000.004	HOSE SPIRAFLEX P20	0,4	M	X
015	ME311180.022	NUT M 25x1,5 EN50262	1,00	PC.	X
901	ME374100.125	WIRE 0.25 - GY - 800 mm	2,00	PC.	X

29/03/2023

1.4ACCESSORIES OF ONE FILTER DURR WITH LA AND SA WITHOUT VALVE – A658-364-000-0

Item no.	Product name	SP
A658-364-000-0_K-001	ACCESSORIES OF ONE FILTER DURR WITH LA AND SA WITHOUT VALVE	X

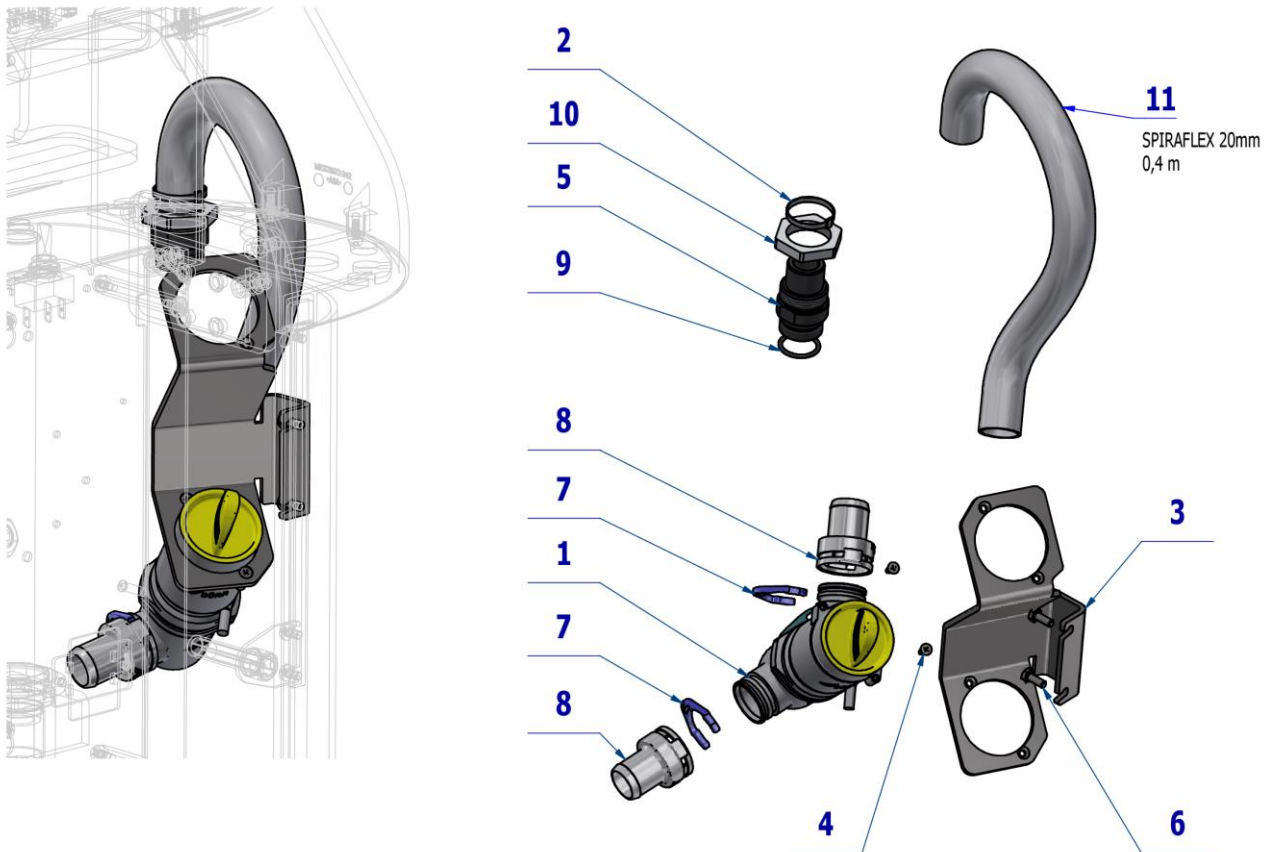


Pos.	Item no.	Product name	QTY	Unit	SP
001	ME443000.123	DURR FILTER COMPLETE 0725-040-50	1,00	PC.	X
002	V618.63-00-04.1	ATTACHMENT SMALL ASPIRATOR	1,00	PC.	X
003	ME397800.015	CABLE TIE F0301 CV-200	6,00	PC.	X
004	V658-361-002-0	FILTERS HOLDER	1,00	PC.	X
005	ME307001.009	SCREW STP33 3x9 - H1	2,00	PC.	X
006	V618.63-00-03.1	ATTACHMENT LARGE ASPIRATOR	1,00	PC.	X
007	ME309203.075	SCREW M4X10	2,00	PC.	X
008	ME443000.205	LOCK RING DURR 20 MM 0700-700-01	2,00	PC.	X
009	ME443000.206	TAIL-PIECE NARROWED P20 0700-720-20	2,00	PC.	X
010	ME273111.015	O RING P 14X2	1,00	PC.	X
011	ME273111.017	O RING P 18X2	1,00	PC.	X
012	ME336401.043	CONNECTION Y NORMAPLAST YS19	1,00	PC.	X
013	ME311180.022	NUT M 25x1,5 EN50262	2,00	PC.	X
014	ME286000.004	HOSE SPIRAFLEX P20	0,6	M	X

13/04/2023

1.5 ACCESSORIES OF ONE FILTER WITH LA WITHOUT VALVE – A658-365-000-0

Item no.	Product name	SP
A658-365-000-0_K-001	ACCESSORIES OF ONE FILTER WITH LA WITHOUT VALVE	X



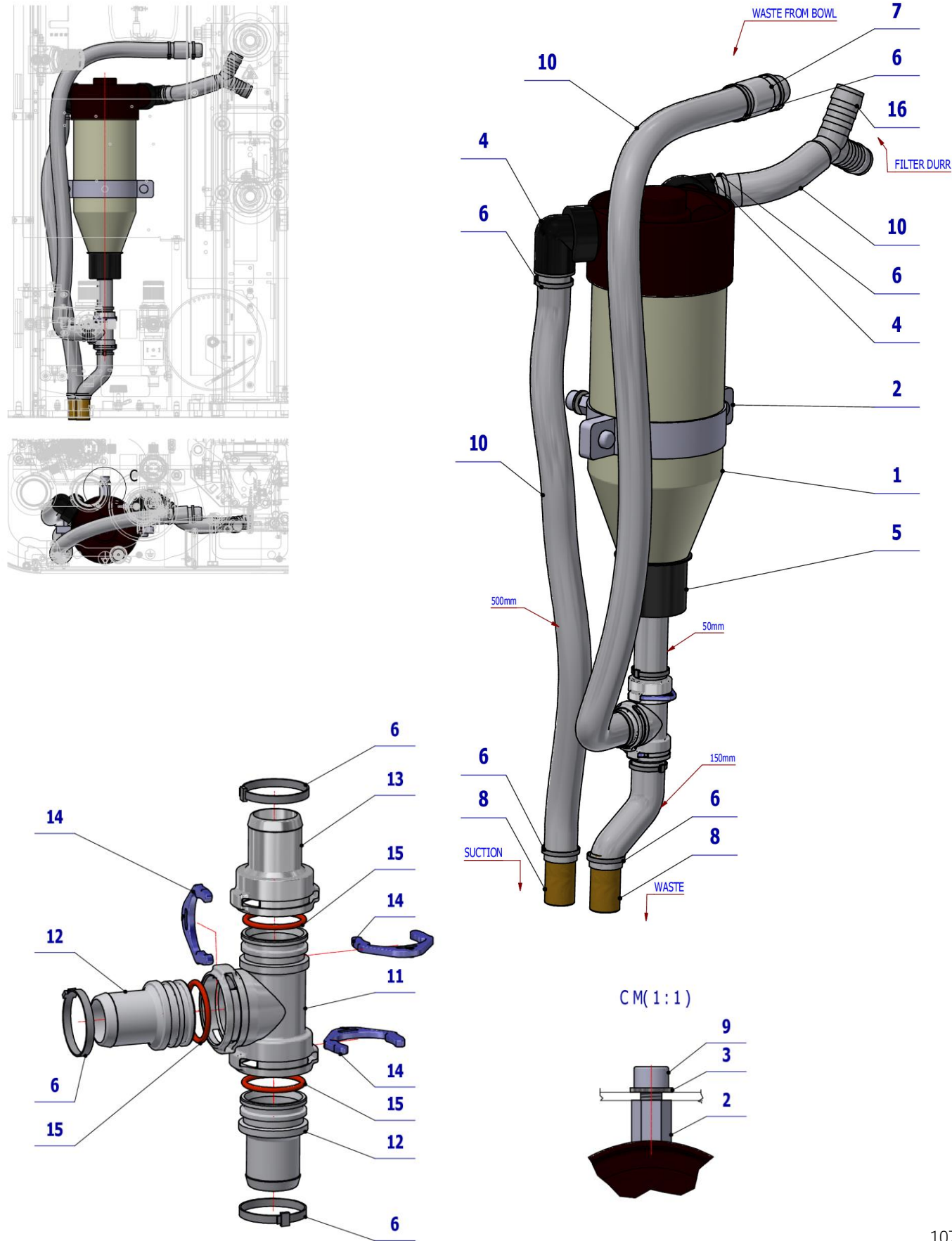
Pos.	Item no.	Product name	QTY	Unit	SP
001	ME443000.123	DURR FILTER COMPLETE 0725-040-50	1,00	PC.	X
002	ME397800.015	CABLE TIE F0301 CV-200	1,00	PC.	X
003	V658-361-002-0	FILTERS HOLDER	1,00	PC.	X
004	ME307001.009	SCREW STP33 3x9 - H1	2,00	PC.	X
005	V618.63-00-03.1	ATTACHMENT LARGE ASPIRATOR	1,00	PC.	X
006	ME309203.075	SCREW M4X10	2,00	PC.	X
007	ME443000.205	LOCK RING DURR 20 MM 0700-700-01	2,00	PC.	X
008	ME443000.206	TAIL-PIECE NARROWED P20 0700-720-20	2,00	PC.	X
009	ME273111.017	O RING P 18X2	1,00	PC.	X
010	ME311180.022	NUT M 25x1,5 EN50262	1,00	PC.	X
011	ME286000.004	HOSE SPIRAFLEX P20	0,4	M	X

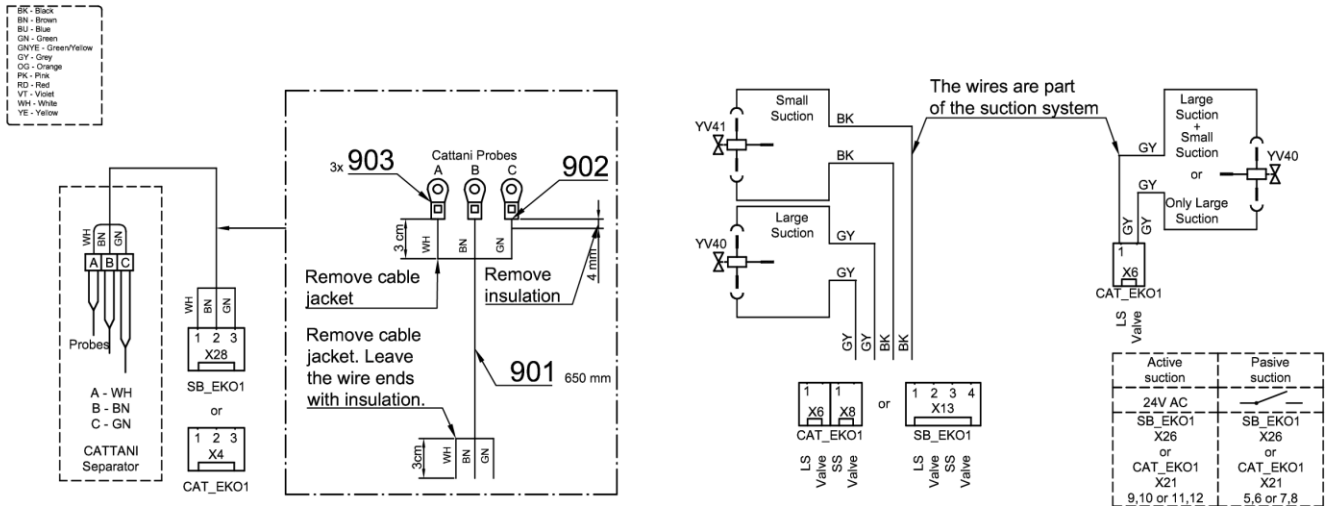
29/03/2023

2 CATTANI SEPARATOR ACCESSORY

2.1 CATTANI SEPARATOR ACCESSORY – A658-390-000-0

Item no.	Product name	SP
A658-390-000-0_K-001	CATTANI SEPARATOR ACCESSORY	X



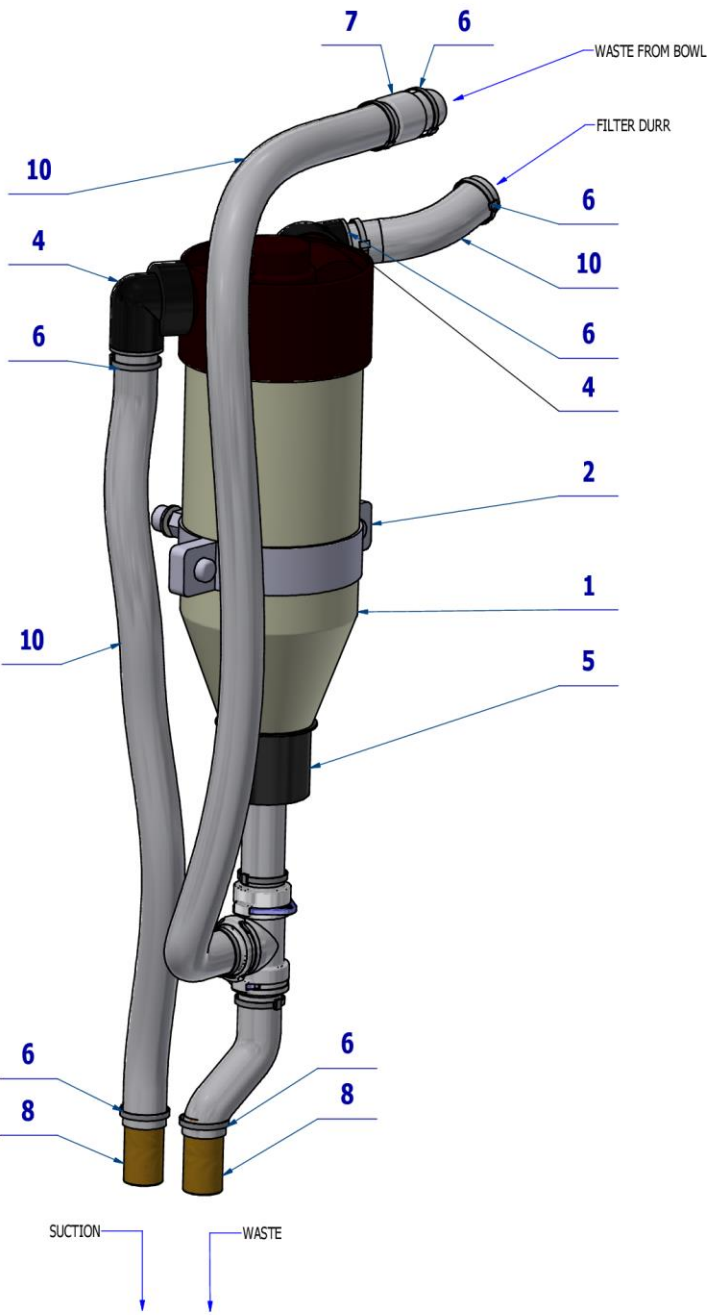
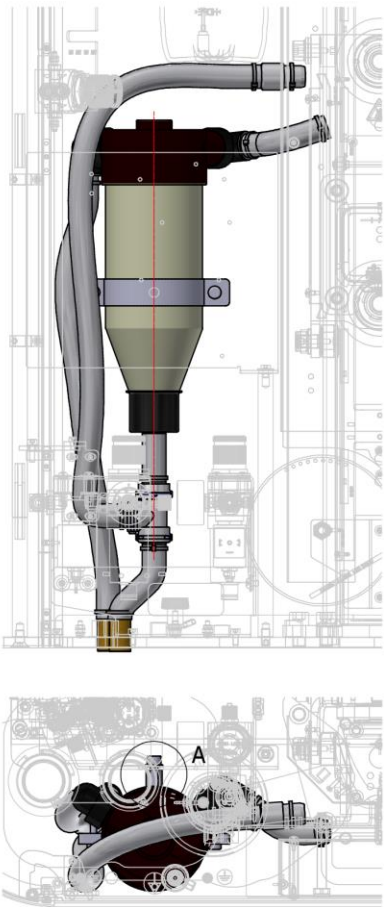


Pos.	Item no.	Product name	QTY	Unit	SP
001	ME443000.009	SEPAR. MINI CATTANI	1,00	PC.	X
002	ME345133.002	SLEEVE LGS 90x25 M8	1,00	PC.	X
003	ME311210.018	WASHER P 8,4	1,00	PC.	X
004	V611.85-02-00	ELBOW CATTANI 2 - ADJUSTMENT	2,00	PC.	X
005	ME443000.017	NOZZLE FOR SEPARATOR CATTANI	1,00	PC.	X
006	ME397800.015	CABLE TIE F0301 CV-200	10,00	PC.	X
007	V653-350-017-0	BOWL TRAY INSERT	1,00	PC.	X
008	V600.0-01-10	PIPE	2,00	PC.	X
009	ME309543.048	SCREW M 8X10	1,00	PC.	X
010	ME286000.004	HOSE SPIRAFLEX P20	2,2	M	X
011	ME443000.208	T-PIECE DURR 0700-700-06	1,00	PC.	X
012	ME443000.207	TAIL-PIECE STRAIGHT P 20 DURR 0700-710-20	2,00	PC.	X
013	ME443000.206	TAIL-PIECE NARROWED P20 0700-720-20	1,00	PC.	X
014	ME443000.205	LOCK RING DURR 20 MM 0700-700-01	3,00	PC.	X
015	ME443000.145	O RING SILICONE 20X2 DURR 9000-402-54	3,00	PC.	X
016	ME336401.043	CONNECTOR Y NORMAPLAST YS19	1,00	PC.	X
901	ME341413.069	CABLE LiYY 3X0,25	0,65	M	X
903	ME354321.009	CABLE EYE 7610-01/3	3,00	PC.	

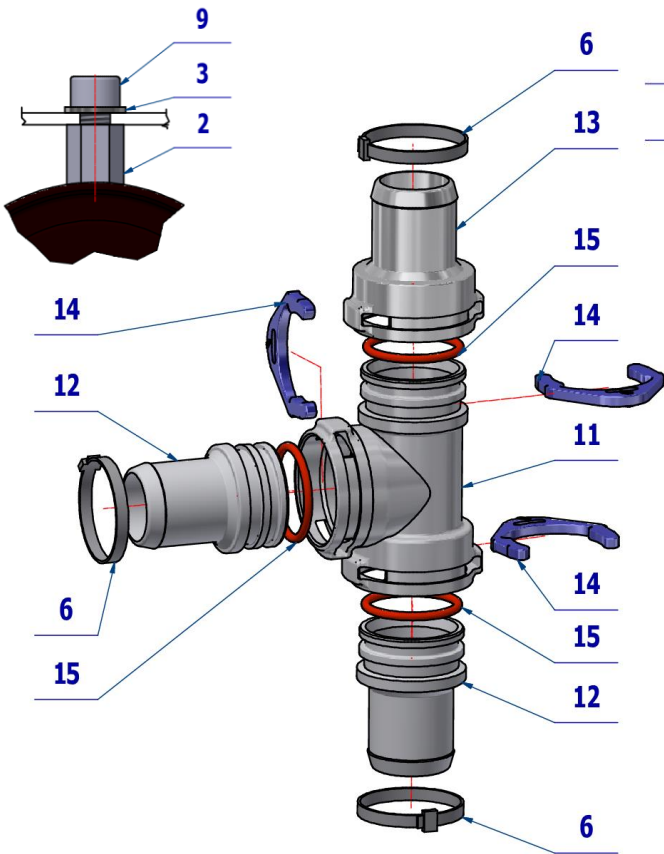
15/04/2023

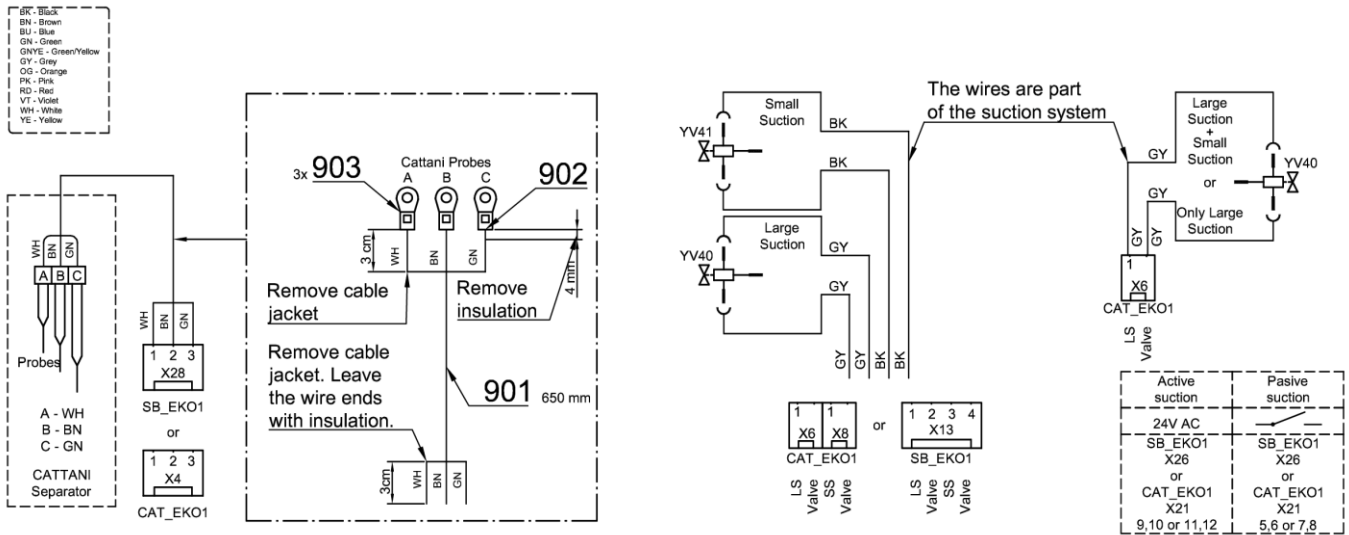
2.2CATTANI SEPARATOR ACCESSORY – ONE FILTER – A658-391-000-0

Item no.	Product name	SP
A658-391-000-0_K-001	CATTANI SEPARATOR ACCESSORY – ONE FILTER	X



AM(1:1)





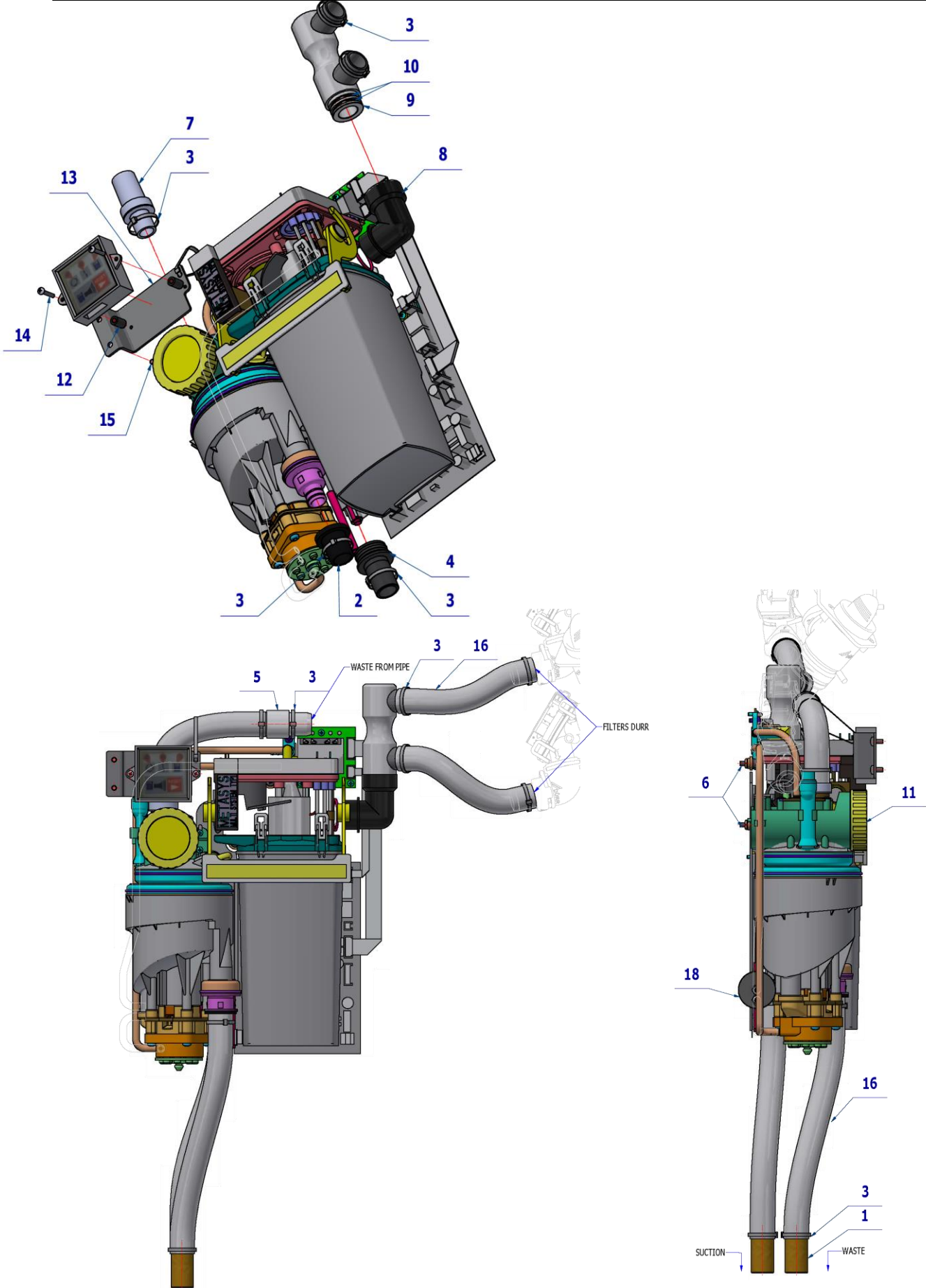
Pos.	Item no.	Product name	QTY	Unit	SP
001	ME443000.009	SEPAR. MINI CATTANI	1,00	PC.	X
002	ME345133.002	SLEEVE LGS 90x25 M8	1,00	PC.	X
003	ME311210.018	WASHER P 8,4	1,00	PC.	X
004	V611.85-02-00	ELBOW CATTANI 2 - ADJUSTMENT	2,00	PC.	X
005	ME443000.017	NOZZLE FOR SEPARATOR CATTANI	1,00	PC.	X
006	ME397800.015	CABLE TIE F0301 CV-200	11,00	PC.	X
007	V653-350-017-0	BOWL TRAY INSERT	1,00	PC.	X
008	V600.0-01-10	PIPE	2,00	PC.	X
009	ME309543.048	SCREW M 8X10	1,00	PC.	X
010	ME286000.004	HOSE SPIRAFLEX P20	1,20	M	X
011	ME443000.208	T-PIECE DURR 0700-700-06	1,00	PC.	X
012	ME443000.207	TAIL-PIECE STRAIGHT P 20 DURR 0700-710-20	2,00	PC.	X
013	ME443000.206	TAIL-PIECE NARROWED P20 0700-720-20	1,00	PC.	X
014	ME443000.205	LOCK RING DURR 20 MM 0700-700-01	3,00	PC.	X
015	ME443000.145	O RING SILICONE 20X2 DURR 9000-402-54	3,00	PC.	X
901	ME341413.069	CABLE LiYY 3X0,25	0,65	M	X
903	ME354321.009	CABLE EYE 7610-01/3	3,00	PC.	

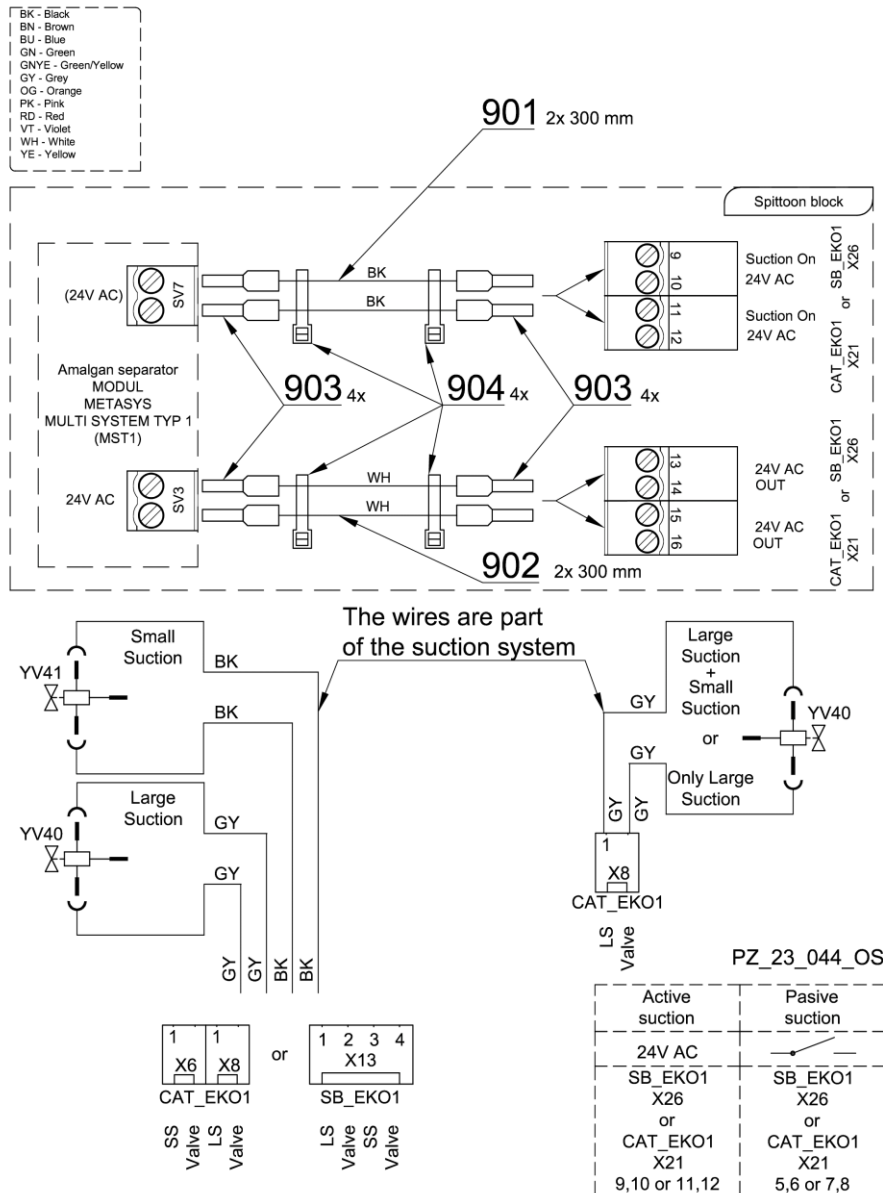
15/04/2023

3 METASYS MST1, ECO L1 ACCESSORIES

3.1 AMALGAM SEPARATOR ACCESSORIES METASYS MST1 – A658-400-000-0

Item no.	Product name	SP
A658-400-000-0_K-001	AMALGAM SEPARATOR ACCESSORIES METASYS MST1	X



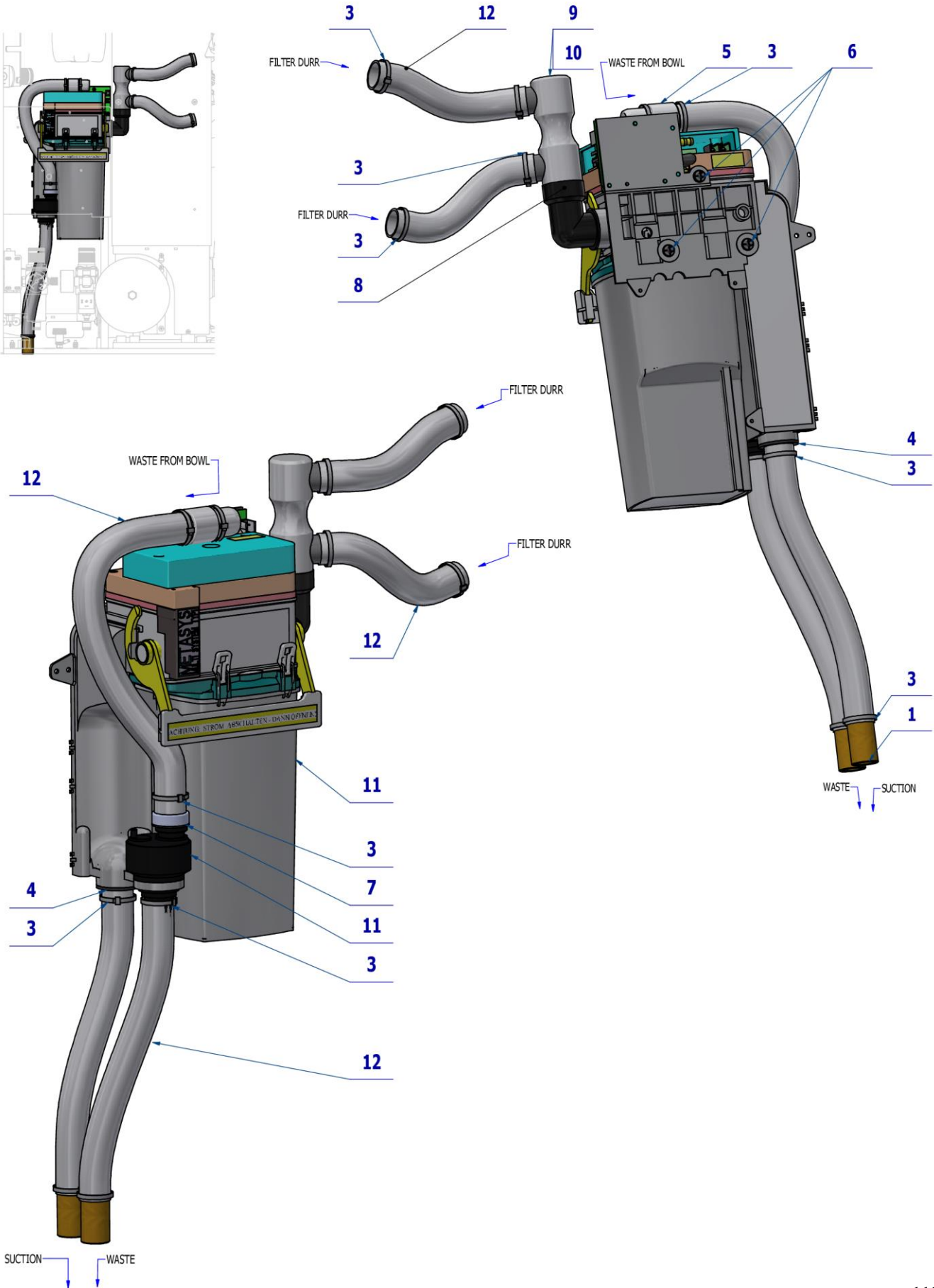


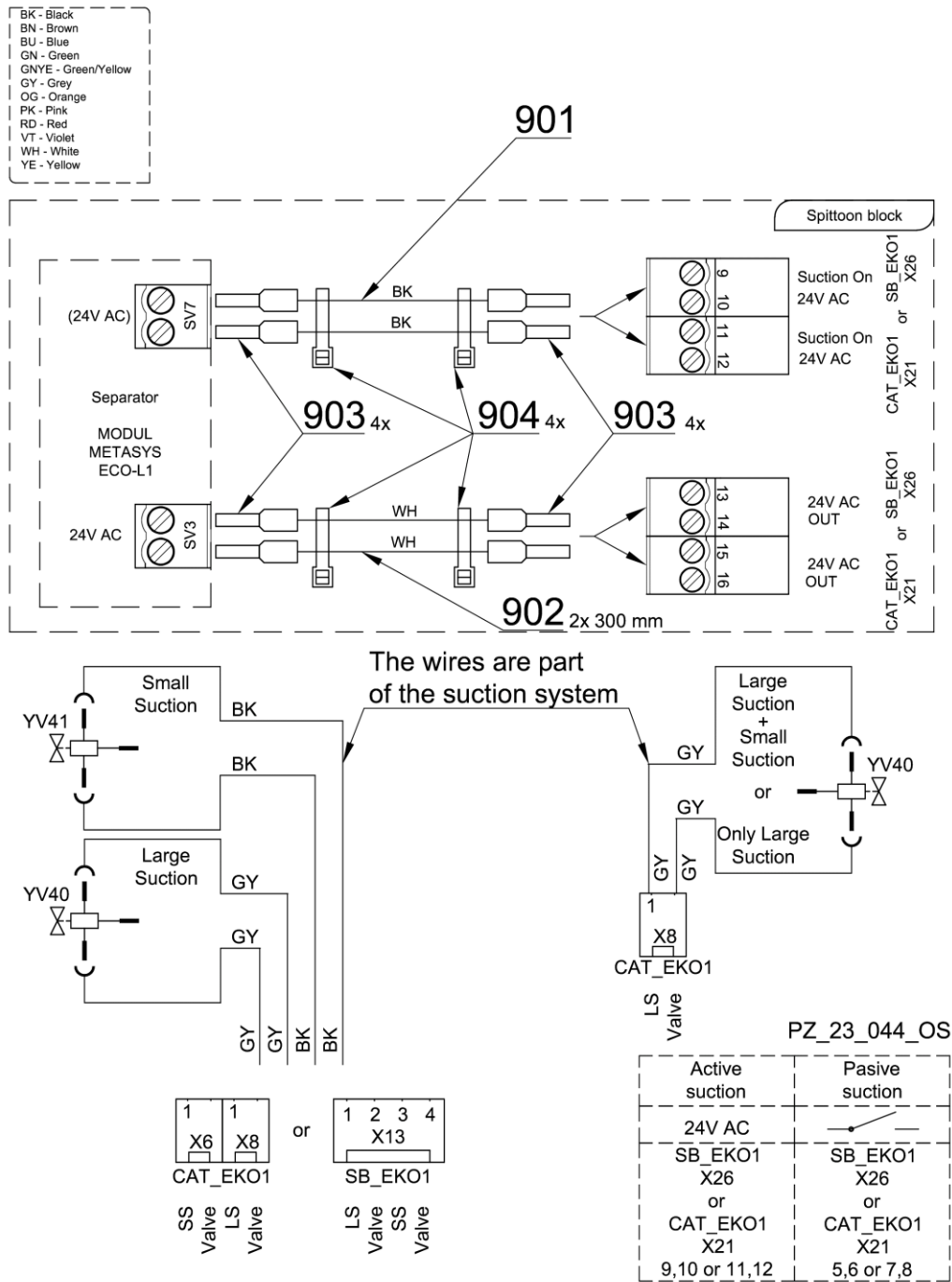
Pos.	Item no.	Product name	QTY	Unit	SP
001	V600.0-01-10	PIPE	2,00	PC.	X
002	V601.8-00-65	TAIL-PIECE	1,00	PC.	X
003	ME397800.015	CABLE TIE F0301 CV-200	11,00	PC.	X
004	ME548240.011	TAIL-PIECE	1,00	PC.	X
005	V653-350-017-0	BOWL TRAY INSERT	1,00	PC.	X
006	ME309543.072	SCREW M 4X12	3,00	PC.	X
007	ME548240.015	TAIL PIECE	1,00	PC.	X
008	ME443000.030	ELBOW NR. 40010029	1,00	PC.	X
009	A658-350-071-0	CONNECTOR	1,00	PC.	X
010	ME443000.145	O RING SILICONE 20X2 DURR 9000-402-54	2,00	PC.	X
011	ME443000.029	SEPAR. METASYS MST 1	1,00	PC.	X
012	V606.70-00-08	SPACER POST METASYS	2,00	PC.	X
013	V658-400-001-0	CONTROLLER CONSOLE	1,00	PC.	X
014	ME309255.049	SCREW M 3X16	2,00	PC.	X
015	ME309543.068	SCREW M 4X8	2,00	PC.	X
016	ME286000.004	HOSE SPIRAFLEX P20	1,00	m	X
017	ME397800.015	CABLE TIE F0301 CV-200	1,00	PC.	X
018	V606.70-30-00	RETURN VALVE	1,00	PC.	X
901	ME341419.020	WIRE LiY 0,5 BLACK	0,60	M	X
902	ME341411.059	WIRE LAU 0,5 WHITE	0,60	M	X
903	ME375000.003	INSULATED CRIMP FITTING -NITI 0,5X8WH	8,00	PC.	
904	ME397900.012	CABLE TIE CIMCO – 181361	4,00	PC.	

05/04/2023

3.2 AMALGAM SEPARATOR ACCESSORIES METASYS ECO L1 - A658-401-000-0

Item no.	Product name	SP
A658-401-000-0_K-001	AMALGAM SEPARATOR ACCESSORIES METASYS ECO L1	X



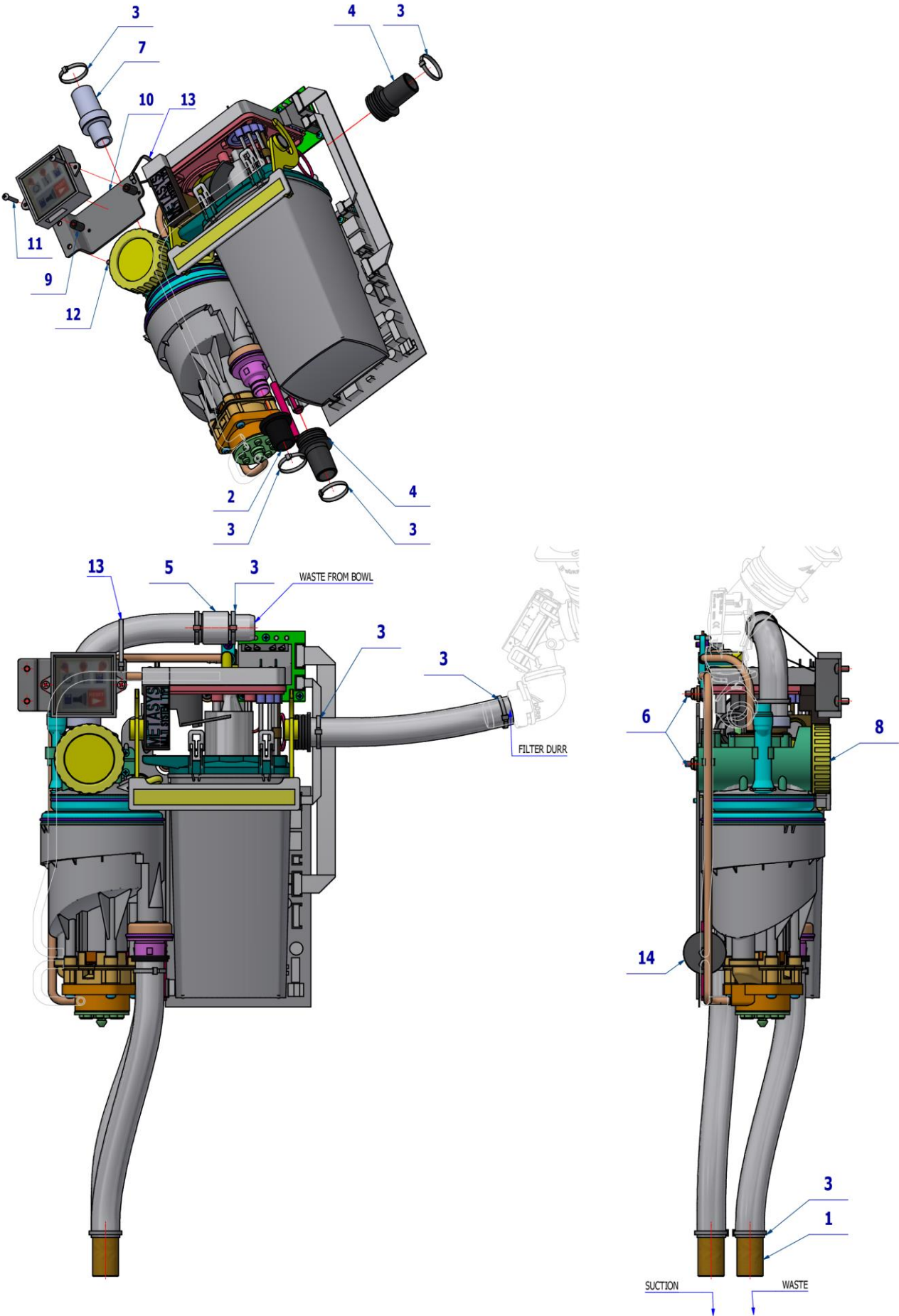


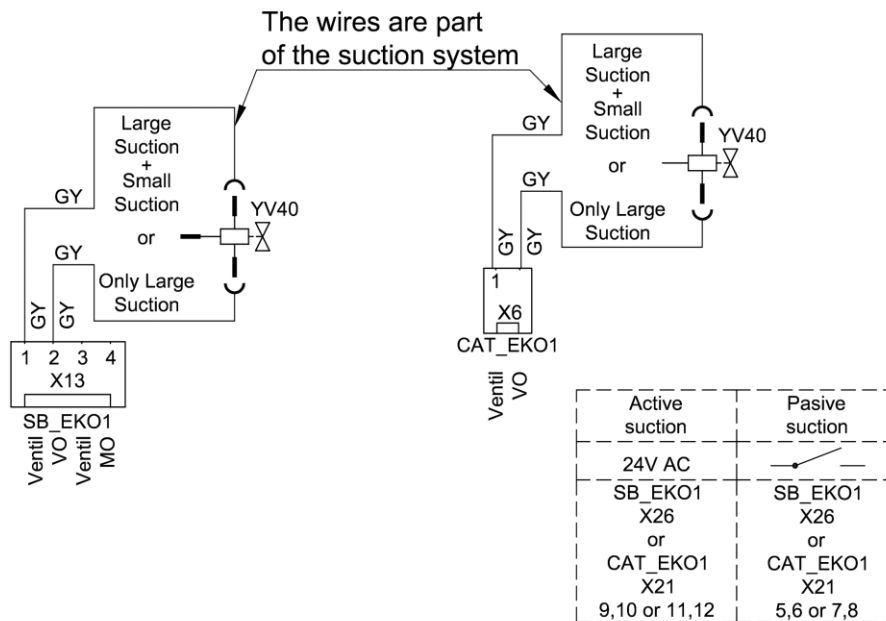
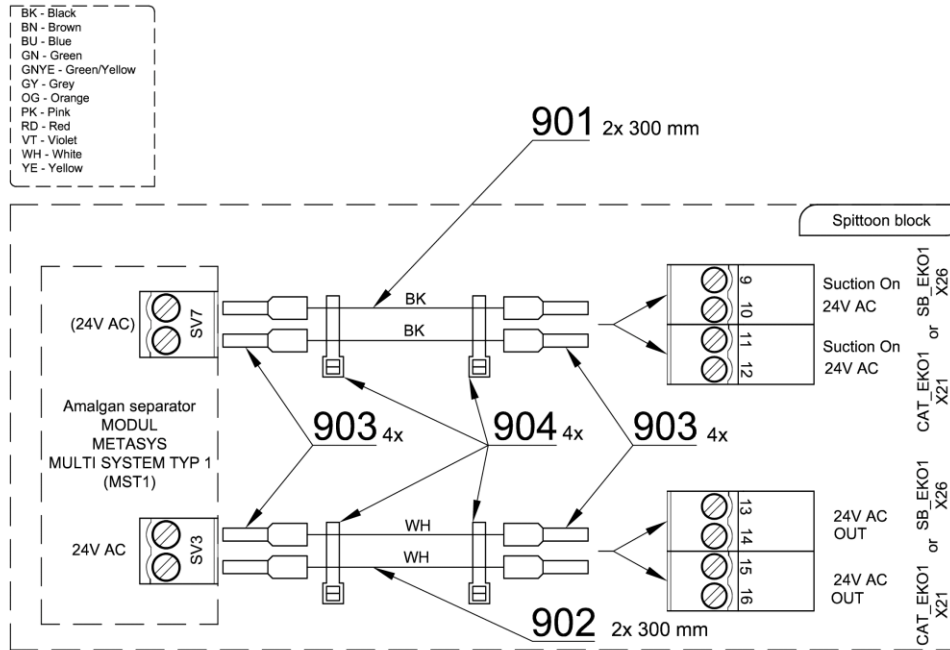
Pos.	Item no.	Product name	QTY	Unit	SP
001	V600.0-01-10	PIPE	2,00	PC.	X
002	V601.8-00-65	TAIL-PIECE	1,00	PC.	X
003	ME397800.015	CABLE TIE F0301 CV-200	11,00	PC.	X
004	ME548240.011	TAIL-PIECE	1,00	PC.	X
005	V653-350-017-0	BOWL TRAY INSERT	1,00	PC.	X
006	ME309543.072	SCREW M 4X12	3,00	PC.	X
007	ME548240.015	TAIL-PIECE	1,00	PC.	X
008	ME443000.030	ELBOW NR. 40010029	1,00	PC.	X
009	A658-350-071-0	CONNECTOR	1,00	PC.	X
010	ME443000.145	O RING SILICONE 20X2 DURR 9000-402-54	2,00	PC.	X
011	ME443000.048	SEPAR. METASYS ECO 1 L	1,00	PC.	X
012	ME286000.004	HOSE SPIRAFLEX P20	2,70	M	X
901	ME341419.020	WIRE LiY 0,5 BLACK	0,60	M	X
902	ME341411.059	WIRE LAU 0,5 WHITE	0,60	M	X
903	ME375000.003	INSULATED CRIMP FITTING -NITI 0,5X8WH	8,00	PC.	
904	ME397900.012	CABLE TIE CIMCO - 181361	4,00	PC.	

07/04/2023

3.3 AMALGAN SEPARATOR ACCESSORIES METASYS MST1 – 1 FILTER – A658-402-000-0

Item no.	Product name	SP
A658-402-000-0_K-001	AMALGAN SEPARATOR ACCESSORIES METASYS MST1 – FILTER	X



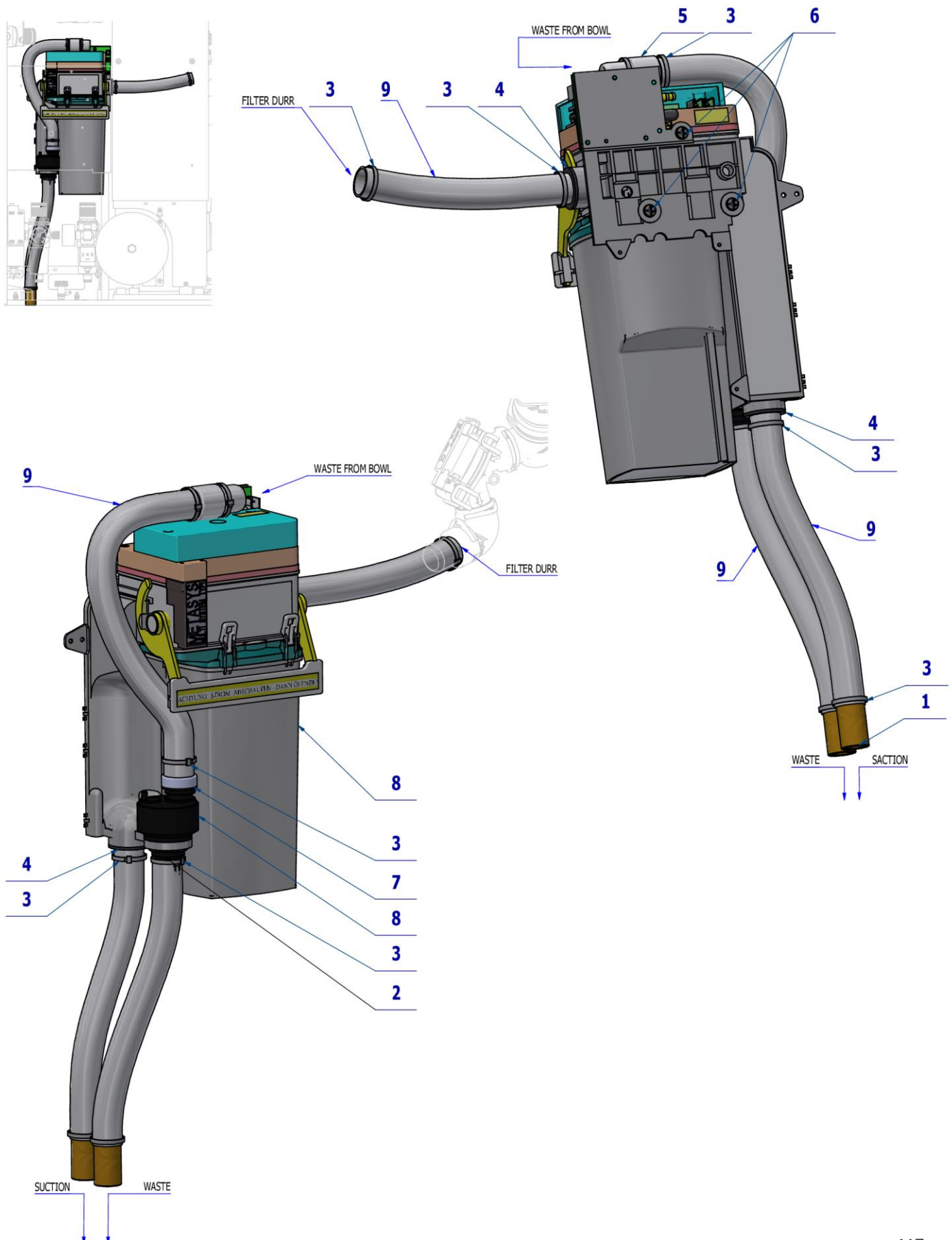


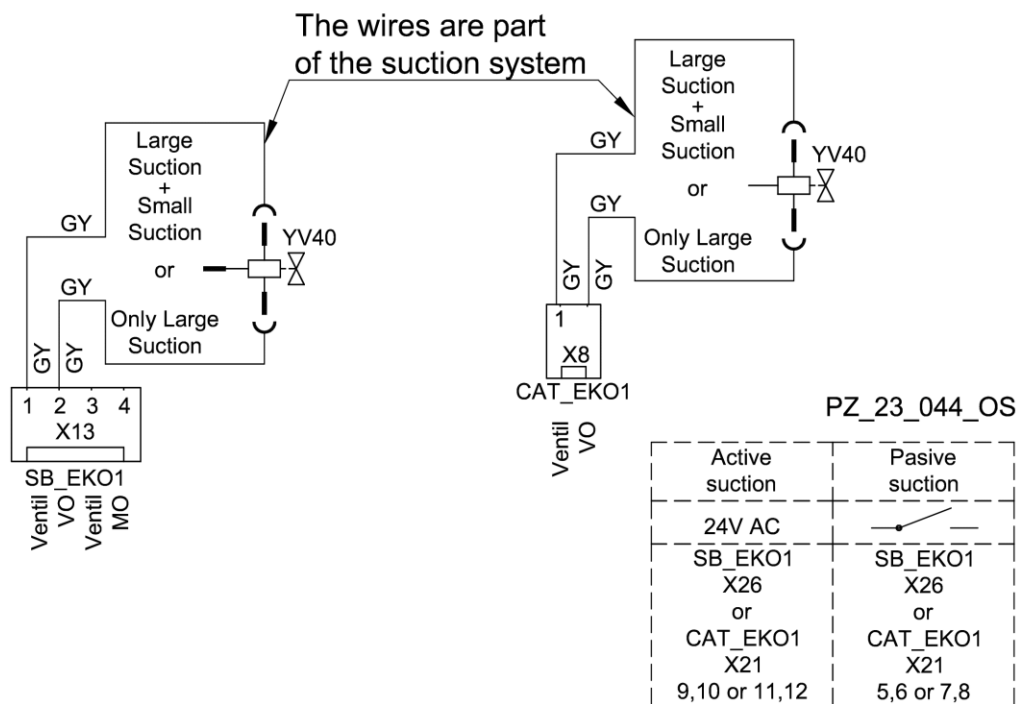
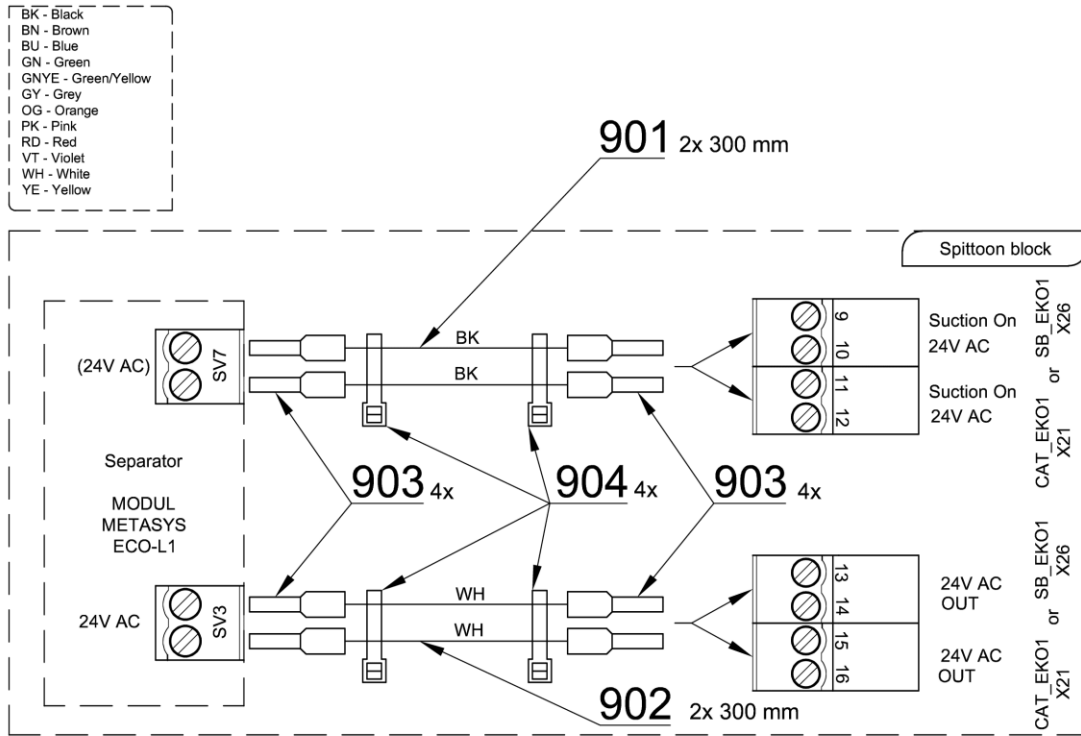
Pos.	Item no.	Product name	QTY	Unit	SP
001	V600.0-01-10	PIPE	2,00	PC.	X
002	V601.8-00-65	TAIL-PIECE	1,00	PC.	X
003	ME397800.015	CABLE TIE F0301 CV-200	9,00	PC.	X
004	ME548240.011	TAIL-PIECE	2,00	PC.	X
005	V653-350-017-0	BOWL TRAY INSERT	1,00	PC.	X
006	ME309543.072	SCREW M 4X12	3,00	PC.	X
007	ME548240.015	TAIL-PIECE	1,00	PC.	X
008	ME443000.029	SEPAR. METASYS MST 1	1,00	PC.	X
009	V606.70-00-08	SPACER POST METASYS	2,00	PC.	X
010	V658-400-001-0	CONTROLLER CONSOLE	1,00	PC.	X
011	ME309255.049	SCREW M 3X16	2,00	PC.	X
012	ME309543.068	SCREW M 4X8	2,00	PC.	X
013	ME397800.015	CABLE TIE F0301 CV-200	1,00	PC.	X
014	V606.70-30-00	RETURN VALVE	1,00	PC.	X
015	ME286000.004	HOSE SPIRAFLEX P20	0,80	M	X
901	ME341419.020	WIRE LiY 0,5 BLACK	0,60	M	X
902	ME341411.059	WIRE LAU 0,5 WHITE	0,60	M	X
903	ME375000.003	INSULATED CRIMP FITTING -NITI 0,5X8WH	8,00	PC.	
904	ME397900.012	CABLE TIE CIMCO - 181361	4,00	PC.	

14/04/2023

3.4 AMALGAN SEPARATOR ACCESSORIES ECO L1 – 1 FILTER – A658-403-000-0

Item no.	Product name	SP
A658-403-000-0_K-001	AMALGAN SEPARATOR ACCESSORIES ECO L1 – 1 FILTER	X





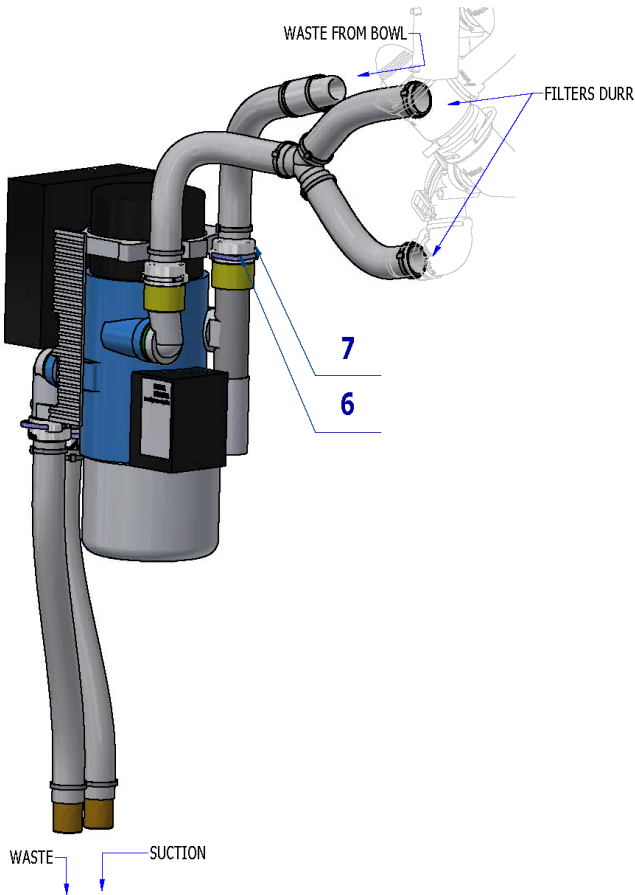
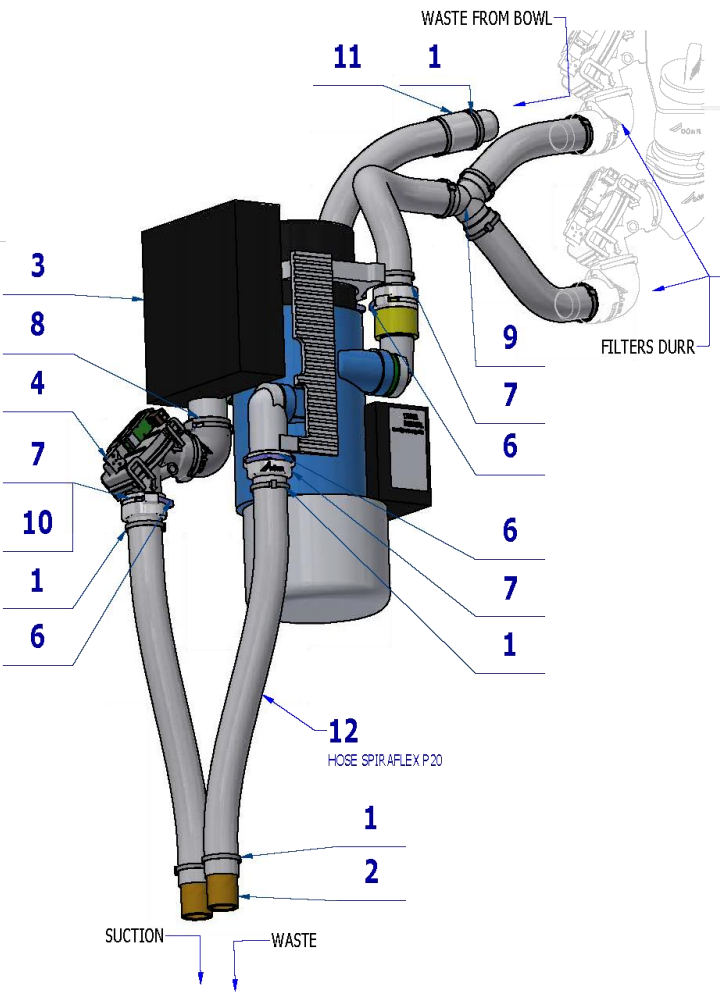
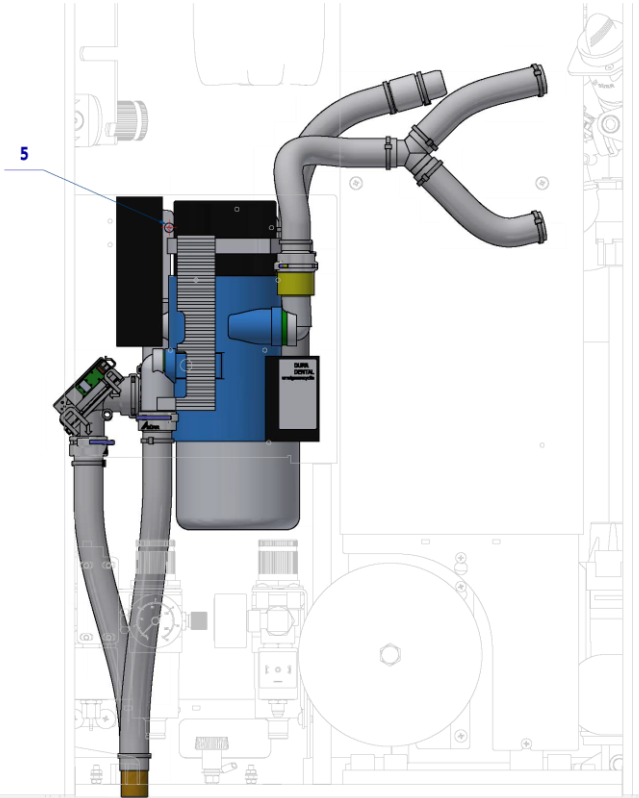
Pos.	Item no.	Product name	QTY	Unit	SP
001	V600.0-01-10	PIPE	2,00	PC.	X
002	V601.8-00-65	TAIL-PIECE	1,00	PC.	X
003	ME397800.015	CABLE TIE F0301 CV-200	9,00	PC.	X
004	ME548240.011	TAIL-PIECE	2,00	PC.	X
005	V653-350-017-0	BOWL TRAY INSERT	1,00	PC.	X
006	ME309543.072	SCREW M 4X12	3,00	PC.	X
007	ME548240.015	TAIL-PIECE	1,00	PC.	X
008	ME443000.048	SEPAR. METASYS ECO 1 L	1,00	PC.	X
009	ME286000.004	HOSE SPIRAFLEX P20	1,10	M	X
901	ME341419.020	WIRE LiY 0,5 BLACK	0,60	M	X
902	ME341411.059	WIRE LAU 0,5 WHITE	0,60	M	X
903	ME375000.003	INSULATED CRIMP FITTING -NITI 0,5X8WH	8,00	PC.	
904	ME397900.012	CABLE TIE CIMCO - 181361	4,00	PC.	

14/04/2023

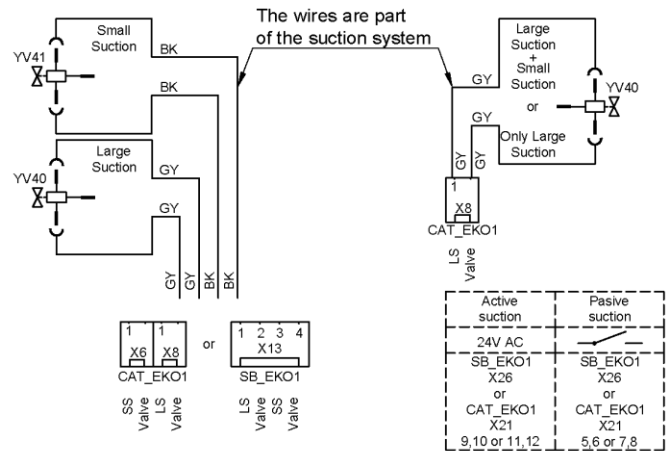
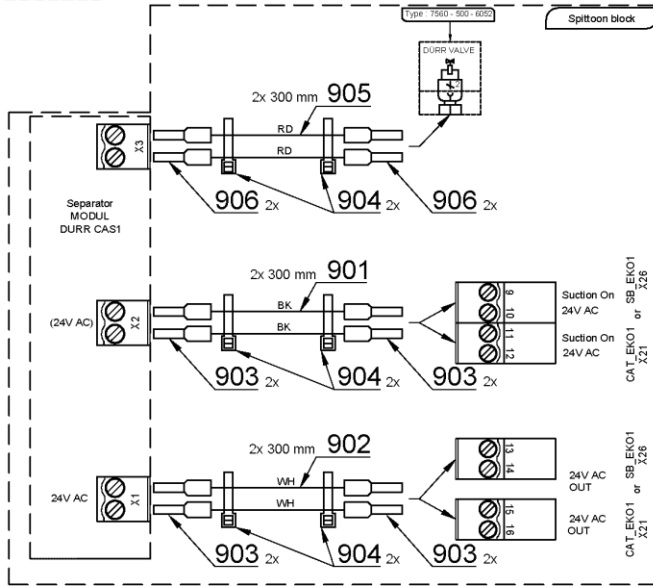
4 Durr CAS1, CS1, 1 VALVE, 2 VALVES ACCESSORIES

4.1 AMALGAM SEPARATOR ACCESSORY Durr CAS1 – A658-410-000-0

Item no.	Product name	SP
A658-410-000-0_K-001	AMALGAM SEPARATOR ACCESSORY Durr CAS1	X



BN - Black
BN - Brown
BU - Blue
GN - Green
GYE - Green/Yellow
GY - Grey
OO - Orange
PK - Pink
RD - Red
VT - Violet
WH - White
YE - Yellow

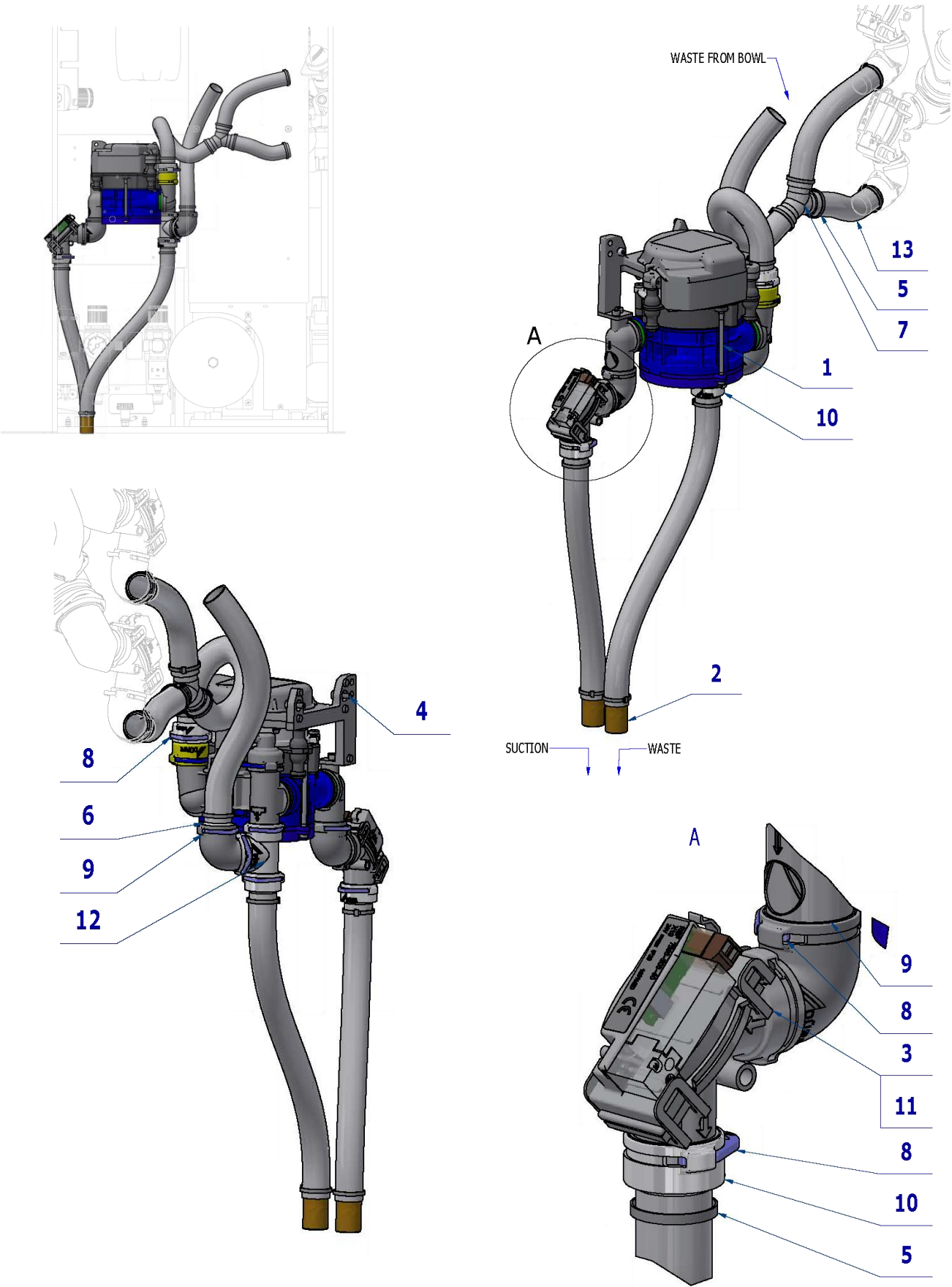


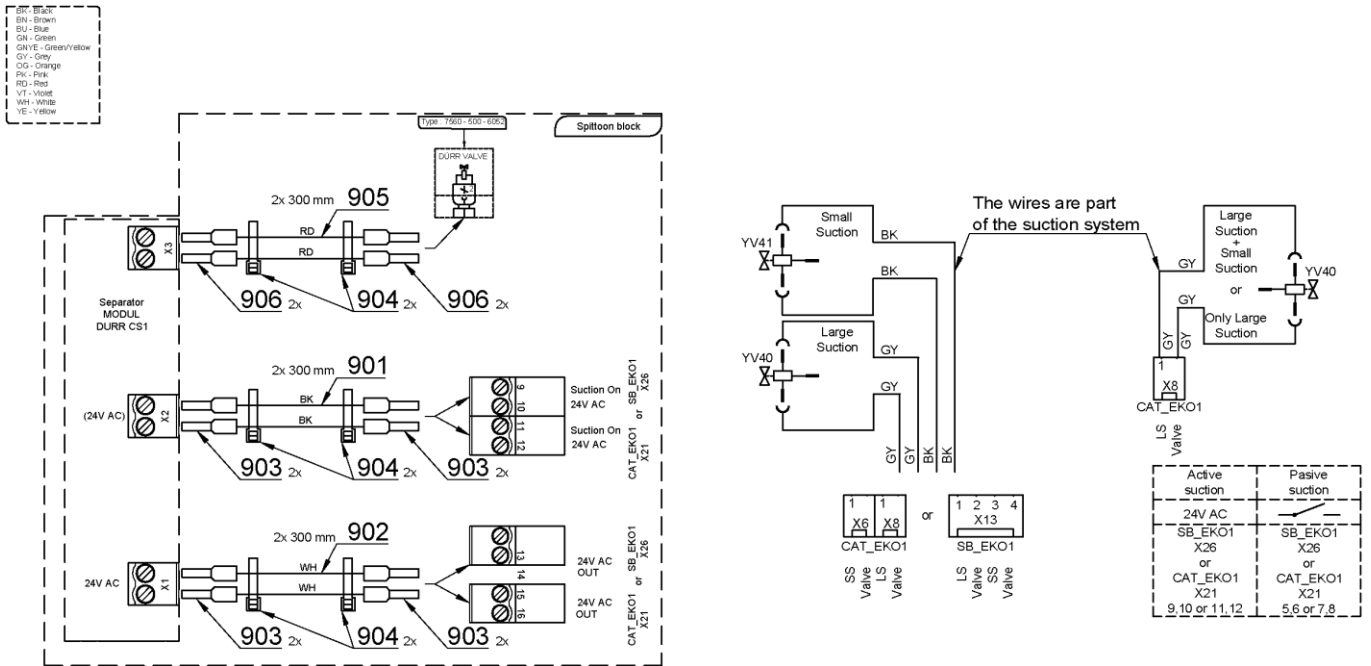
Pos.	Item no.	Product name	QTY	Unit	SP
001	ME397800.015	CABLE TIE F0301 CV-200	13,00	PC.	X
002	V600.0-01-10	PIPE	2,00	PC.	X
003	ME443000.112	SEPAR. DURR CAS1 7117-02	1,00	PC.	X
004	ME443100.002	VALVE MEMBRAN.DURR 7560-500-77	1,00	PC.	X
005	ME309000.008	SCREW M 4X12	2,00	PC.	X
006	ME443000.205	LOCK RING DURR 20 MM 0700-700-01	5,00	PC.	X
007	ME443000.206	TAIL-PIECE NARROWED P20 0700-720-20	4,00	PC.	X
008	ME443000.137	TAIL-PIECE CURVED P 20 0700-700-04	1,00	PC.	X
009	ME336401.043	CONNECTOR Y NORMAPLAST YS19	1,00	PC.	X
010	ME443000.145	O RING SILICONE 20X2 DURR 9000-402-54	1,00	PC.	X
011	V653-350-017-0	BOWL TRAY INSERT	1,00	PC.	X
012	ME286000.004	HOSE SPIRAFLEX P20	1,10	M	X
901	ME341419.020	WIRE LiY 0,5 BLACK	0,60	M	X
902	ME341411.059	WIRE LAU 0,5 WHITE	0,60	M	X
903	ME375000.003	INSULATED CRIMP FITTING -NITI 0,5X8WH	8,00	PC.	X
904	ME397900.012	CABLE TIE CIMCO - 181361	6,00	PC.	X
905	ME341419.006	WIRE LiY 0,25 RD - 4126104S	0,60	M	
906	ME375000.010	INSULATED CRIMP FITTING -NITI 0,25x8 BU	4,00	PC.	

12/04/2023

4.2 AMALGAM SEPARATOR ACCESSORY DURR CS1 – A658-411-000-0

Item no.	Product name	SP
A658-411-000-0_K-001	AMALGAM SEPARATOR ACCESSORY DURR CS1	X





Pos.	Item no.	Product name	QTY	Unit	SP
001	ME443000.178	DURR CS1 COMBI-SEPA-MATIC 7117-50	1,00	PC.	X
002	V600.0-01-10	PIPE	2,00	PC.	X
003	ME443100.002	VALVE MEMBRAN.DURR 7560-500-77	1,00	PC.	X
004	ME309000.008	SCREW M 4X12	2,00	PC.	X
005	ME397800.015	CABLE TIE F0301 CV-200	11,00	PC.	X
006	ME443000.136	TAIL-PIECE STRAIGHT P 20 DURR 0700-710-20E	1,00	PC.	X
007	ME336401.043	CONNECTOR Y NORMAPLAST YS19	1,00	PC.	X
008	ME443000.205	LOCK RING DURR 20 MM 0700-700-01	7,00	PC.	X
009	ME443000.137	TAIL-PIECE CURVED P 20 0700-700-04	2,00	PC.	X
010	ME443000.206	TAIL-PIECE NARROWED P20 0700-720-20	3,00	PC.	X
011	ME443000.145	O RING SILICONE 20X2 DURR 9000-402-54	3,00	PC.	X
012	ME443000.208	T-PIECE DURR 0700-700-06	1,00	PC.	X
013	ME286000.004	HOSE SPIRAFLEX P20	1,50	m	X
901	ME341419.020	WIRE LiY 0,5 BLACK	0,60	M	X
902	ME341411.059	WIRE LAU 0,5 WHITE	0,60	M	X
903	ME375000.003	INSULATED CRIMP FITTING -NITI 0,5X8WH	8,00	PC.	X
904	ME397900.012	CABLE TIE CIMCO - 181361	6,00	PC.	X
905	ME341419.006	WIRE LiY 0,25 RD - 4126104S	0,60	M	
906	ME375000.010	INSULATED CRIMP FITTING -NITI 0,25x8 BU	4,00	PC.	

12/04/2023

4.3 WET SUCTION ACCESSORIES DURR – 1 VALVE - A658-412-000-0

Item no.	Product name	SP
A658-412-000-0_K-001	WET SUCTION ACCESSORIES DURR – 1 VALVE	X

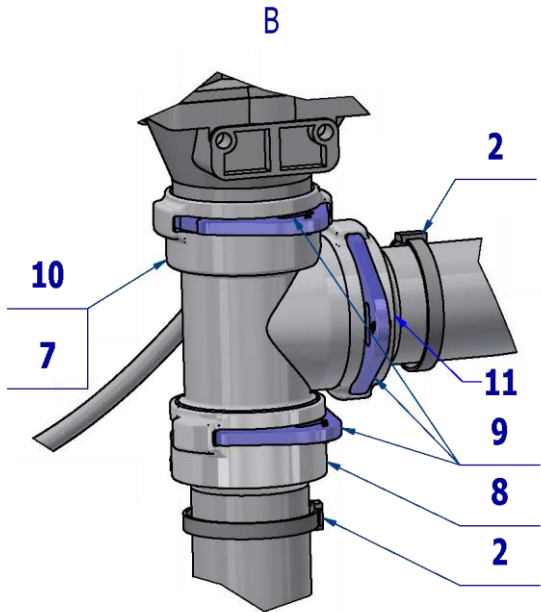
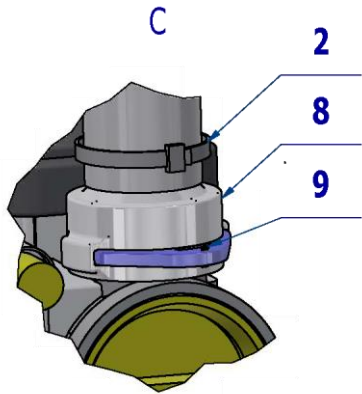
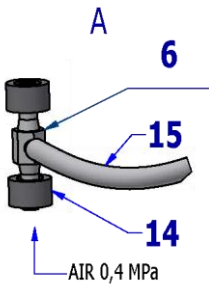
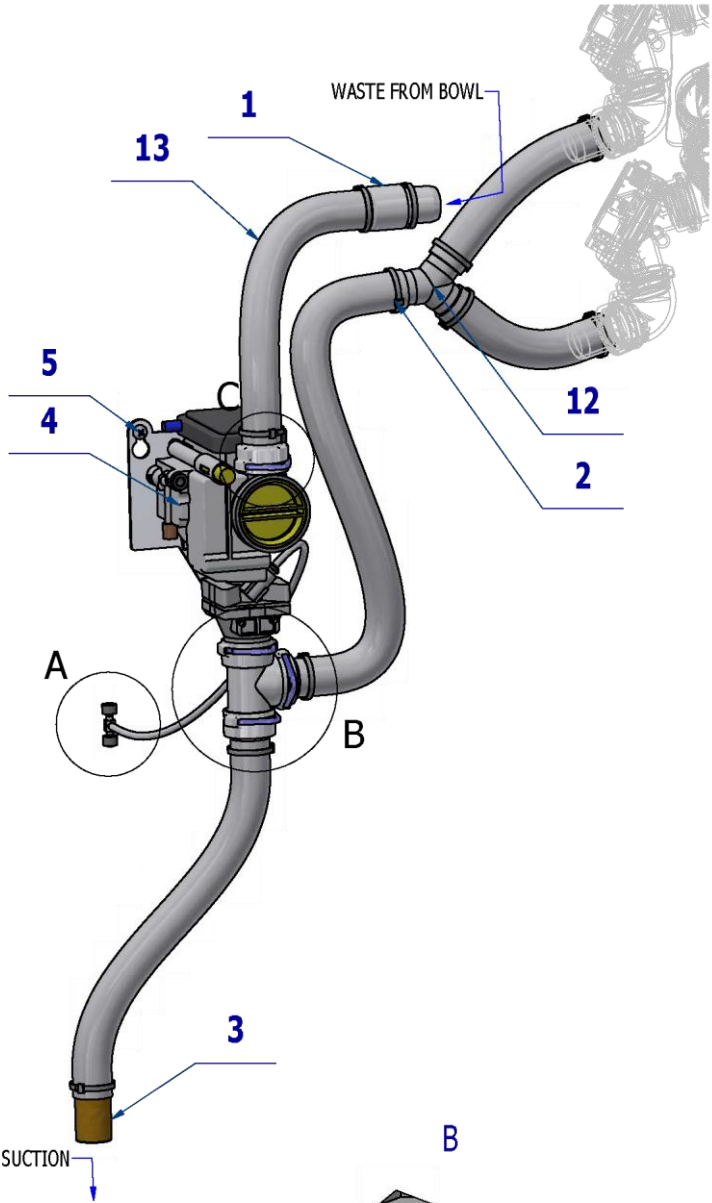
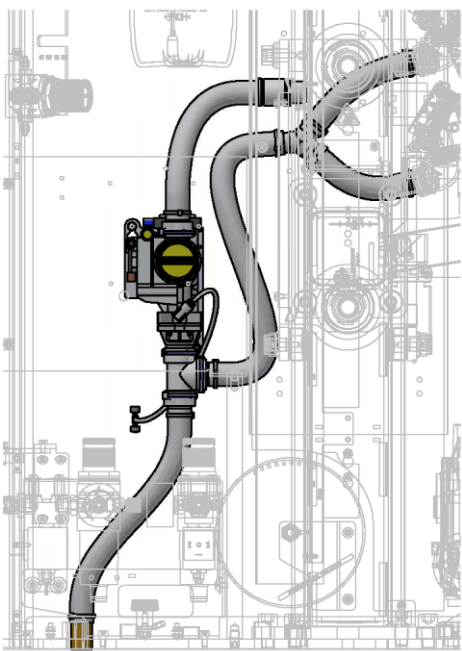


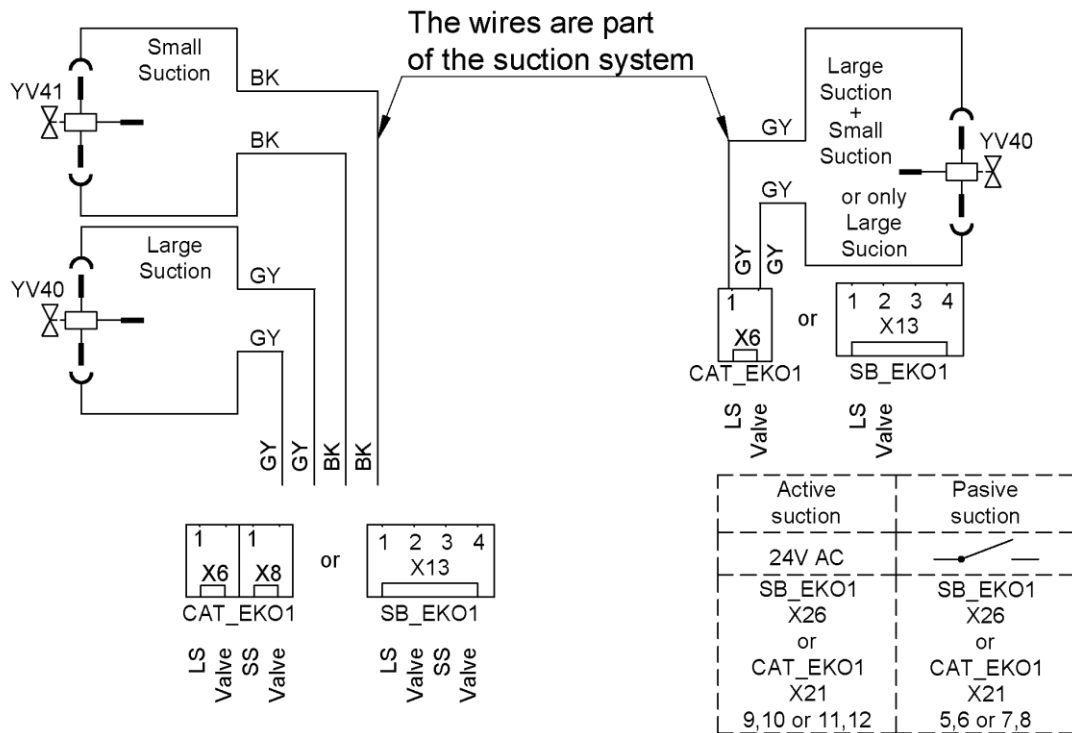
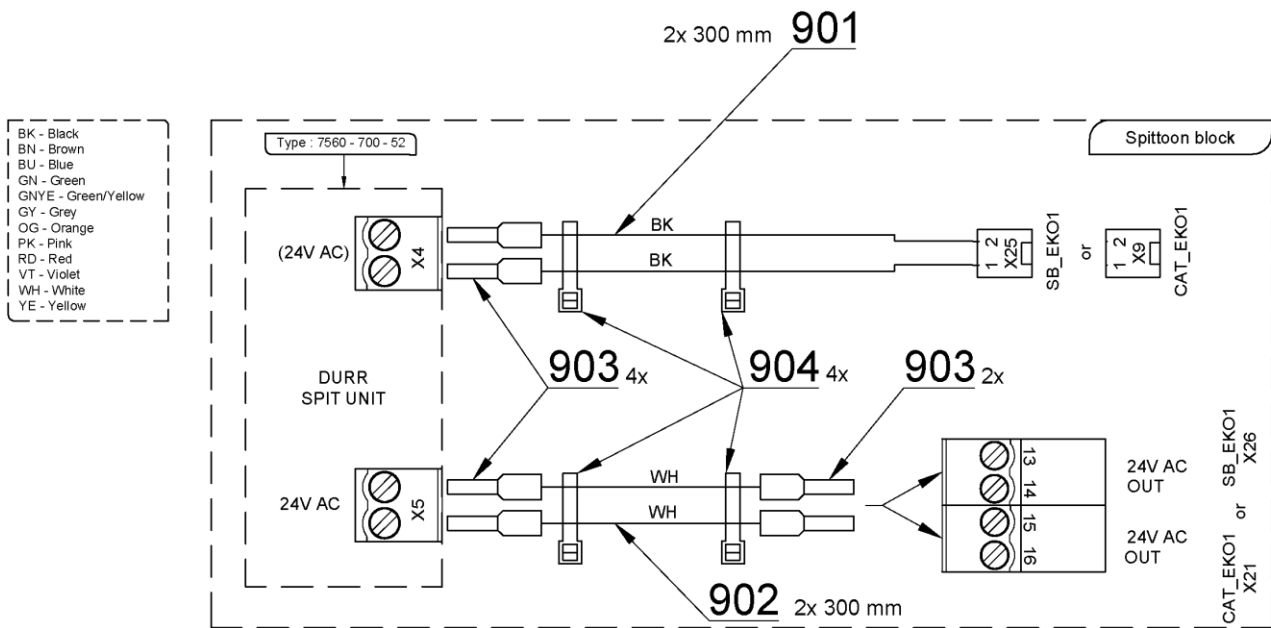
Pos.	Item no.	Product name	QTY	Unit	SP
001	V653-350-017-0	BOWL TRAY INSERT	1,00	PC.	X
002	V600.0-01-10	PIPE	2,00	PC.	X
003	ME397800.015	CABLE TIE F0301 CV-200	9,00	PC.	X
004	ME336401.043	CONNECTOR Y NORMAPLAST YS19	1,00	PC.	X
005	ME286000.004	HOSE SPIRAFLEX P20	1,80	M	X

18/04/2023

4.4 WET SUCTION ACCESSORIES DURR – 2 VALVES – A658-413-000-0

Item no.	Product name	SP
A658-413-000-0_K-001	WET SUCTION ACCESSORIES DURR – 2 VALVES	X



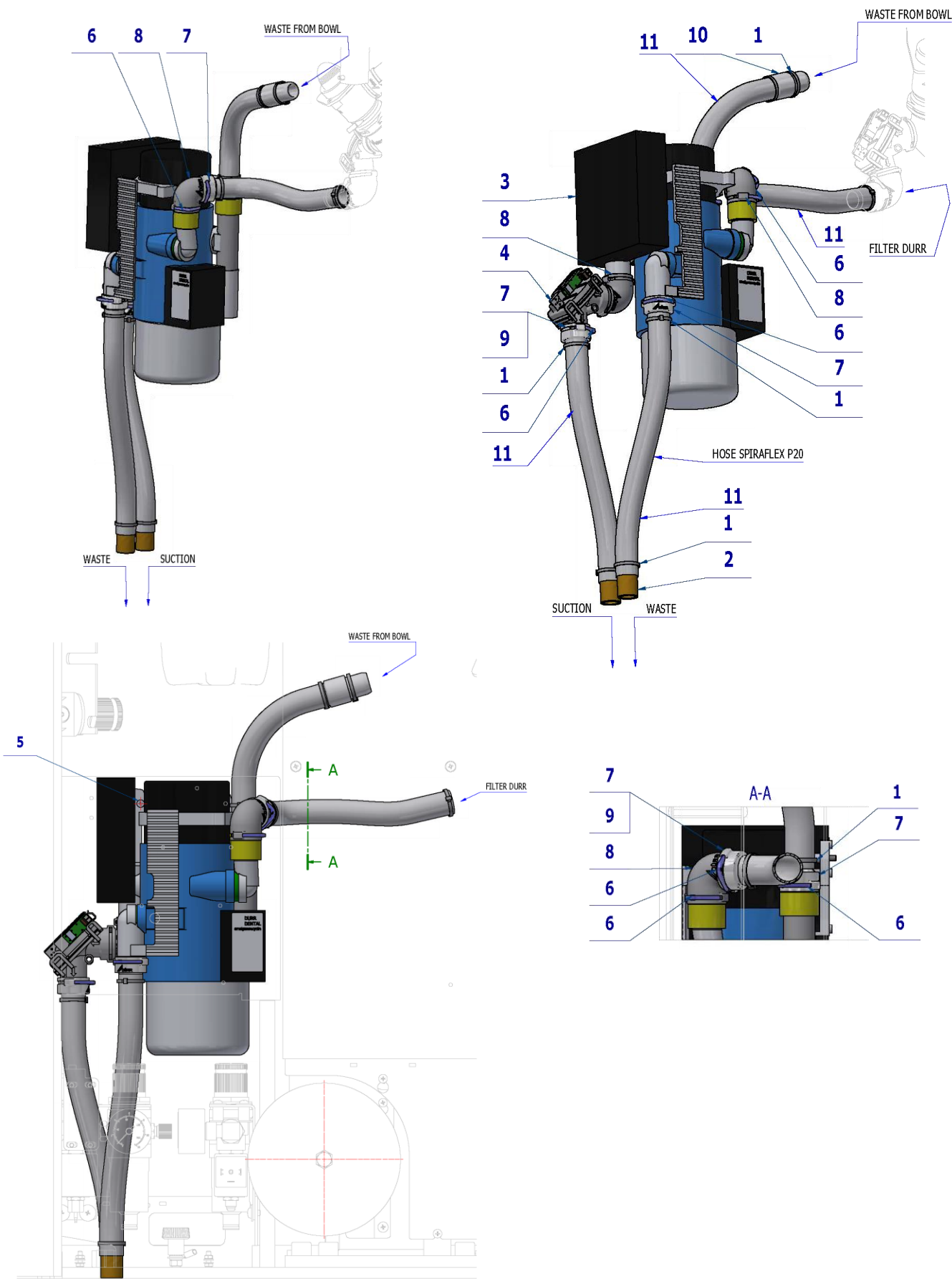


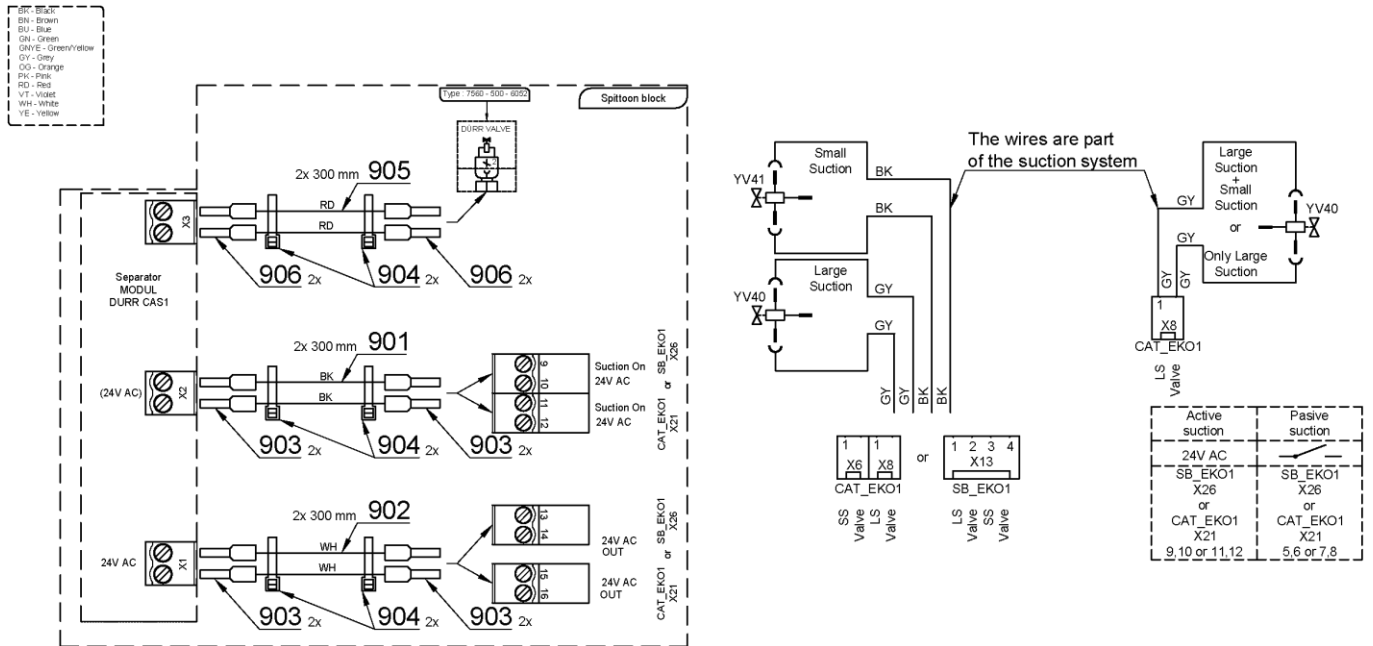
Pos.	Item no.	Product name	QTY	Unit	SP
001	V653-350-017-0	BOWL TRAY INSERT	1,00	PC.	X
002	ME397800.015	CABLE TIE F0301 CV-200	11,00	PC.	X
003	V600.0-01-10	PIPE	1,00	PC.	X
004	ME443100.001	DURR FLOAT VALVE 7560-500-52	1,00	PC.	X
005	ME309255.073	SCREW M 4X6	2,00	PC.	X
006	ME336401.031	ADAPTER T230/220-1	1,00	PC.	X
007	ME443000.145	O RING SILICONE 20X2 DURR 9000-402-54	4,00	PC.	X
008	ME443000.206	TAIL-PIECE NARROWED P20 0700-720-20	2,00	PC.	X
009	ME443000.205	LOCK RING DURR 20 MM 0700-700-01	4,00	PC.	X
010	ME443000.208	T-PIECE DURR 0700-700-06	1,00	PC.	X
011	ME443000.207	TAIL-PIECE STRAIGHT P 20 DURR 0700-710-20	1,00	PC.	X
012	ME336401.043	CONNECTOR Y NORMAPLAST YS19	1,00	PC.	X
013	ME286000.004	HOSE SPIRAFLEX P20	1,50	M	X
901	ME341419.020	WIRE LiY 0,5 BLACK	0,60	M	X
902	ME341411.059	WIRE LAU 0,5 WHITE	0,60	M	X
903	ME375000.003	INSULATED CRIMP FITTING -NITI 0,5X8WH	6,00	PC.	
904	ME397900.012	CABLE TIE CIMCO - 181361	4,00	PC.	

12/04/2023

4.5 AMALGAM SEPARATOR ACCESSORY DURR CAS1 – 1 FILTER – A658-415-000-0

Item no.	Product name	SP
A658-415-000-0_K-001	AMALGAM SEPARATOR ACCESSORY DURR CAS1 – 1 FILTER	X



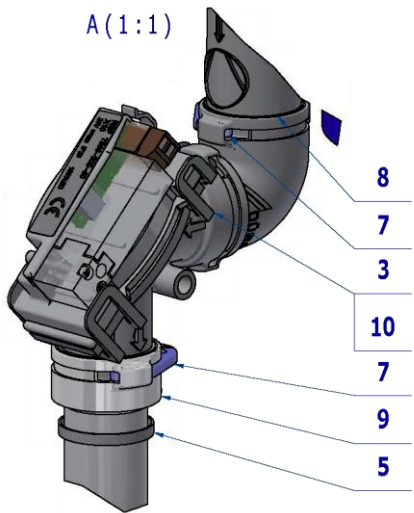
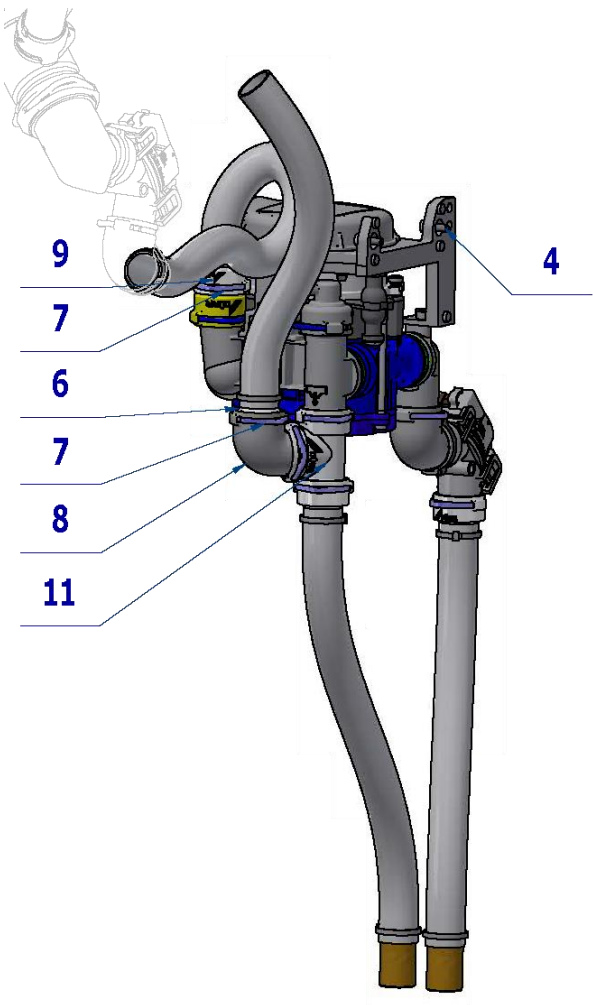
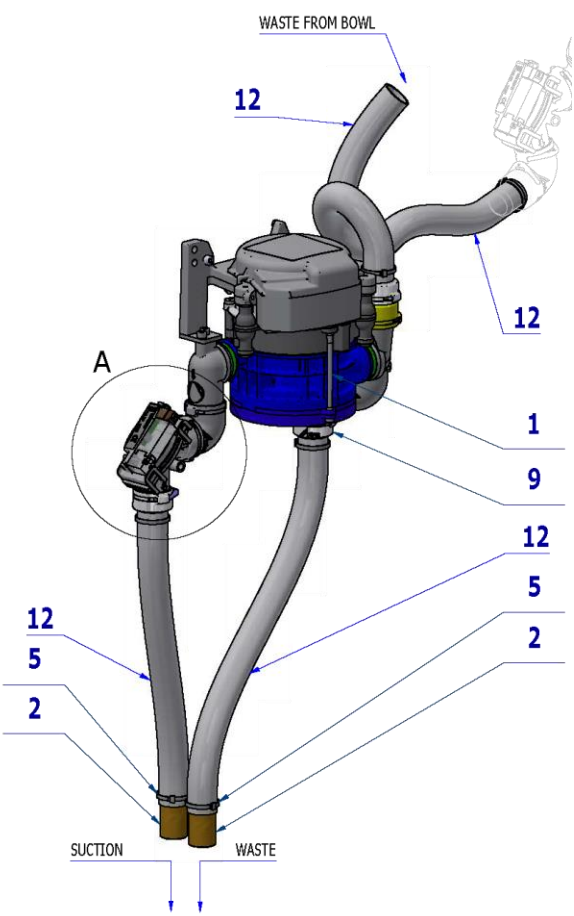
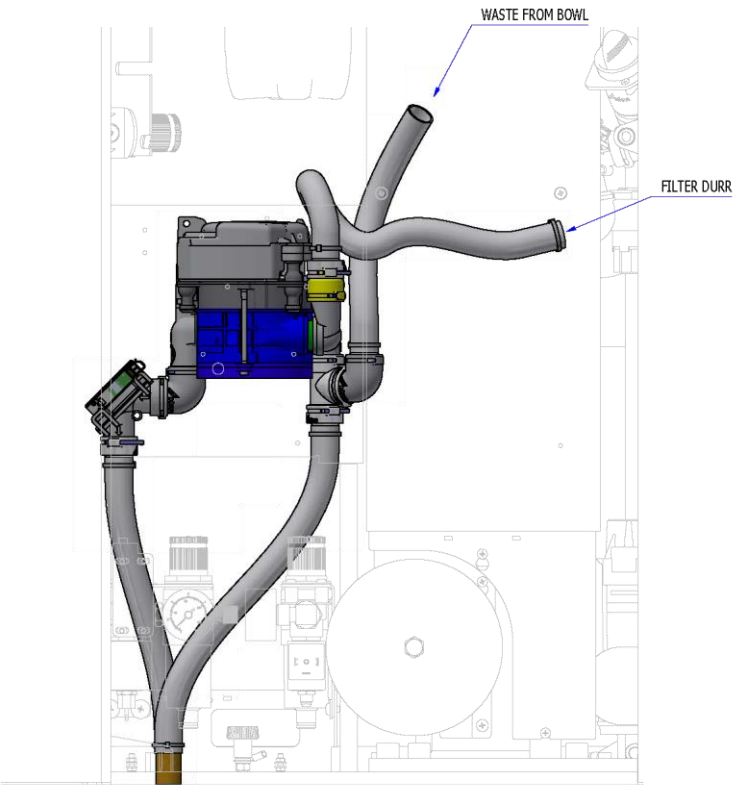


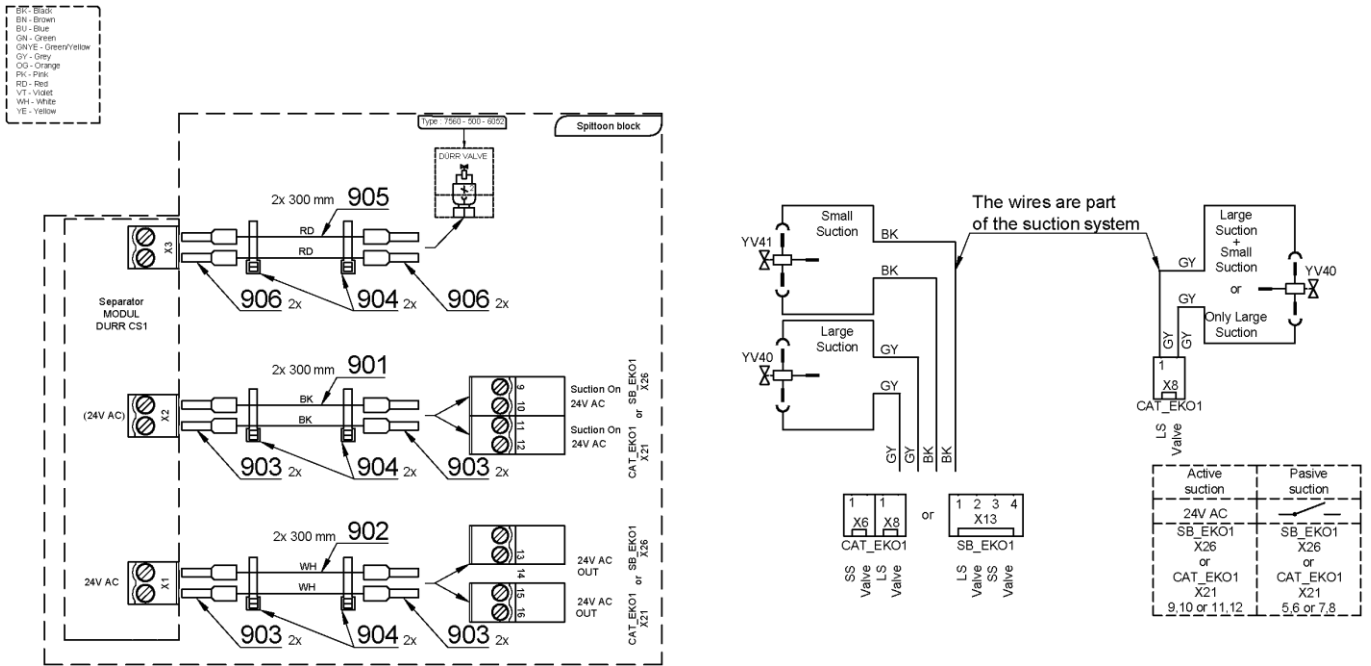
Pos.	Item no.	Product name	QTY	Unit	SP
001	ME397800.015	CABLE TIE F0301 CV-200	9,00	PC.	X
002	V600.0-01-10	PIPE	2,00	PC.	X
003	ME443000.112	SEPAR. DURR CAS1 7117-02	1,00	PC.	X
004	ME443100.002	VALVE MEMBRAN.DURR 7560-500-77	1,00	PC.	X
005	ME309000.008	SCREW M 4X12	2,00	PC.	X
006	ME443000.205	LOCK RING DURR 20 MM 0700-700-01	6,00	PC.	X
007	ME443000.206	TAIL-PIECE NARROWED P20 0700-720-20	4,00	PC.	X
008	ME443000.137	TAIL-PIECE CURVED P 20 0700-700-04	2,00	PC.	X
009	ME443000.145	O RING SILICONE 20X2 DURR 9000-402-54	2,00	PC.	X
010	V653-350-017-0	BOWL TRAY INSERT	1,00	PC.	X
011	ME286000.004	HOSE SPIRAFLEX P20	1,00	M	X
901	ME341419.020	WIRE LiY 0,5 BLACK	0,60	M	X
902	ME341411.059	WIRE LAU 0,5 WHITE	0,60	M	X
903	ME375000.003	INSULATED CRIMP FITTING -NITI 0,5X8WH	8,00	PC.	X
904	ME397900.012	CABLE TIE CIMCO – 181361	6,00	PC.	X
905	ME341419.006	WIRE LiY 0,25 RD - 4126104S	0,60	M	
906	ME375000.010	INSULATED CRIMP FITTING -NITI 0,25x8 BU	4,00	PC.	

15/04/2023

4.6 AMALGAM SEPARATOR ACCESSORY DURR CS1 – 1 FILTER – A658-416-000-0

Item no.	Product name	SP
A658-416-000-0_K-001	AMALGAM SEPARATOR ACCESSORY DURR CS1 – 1 FILTER	X



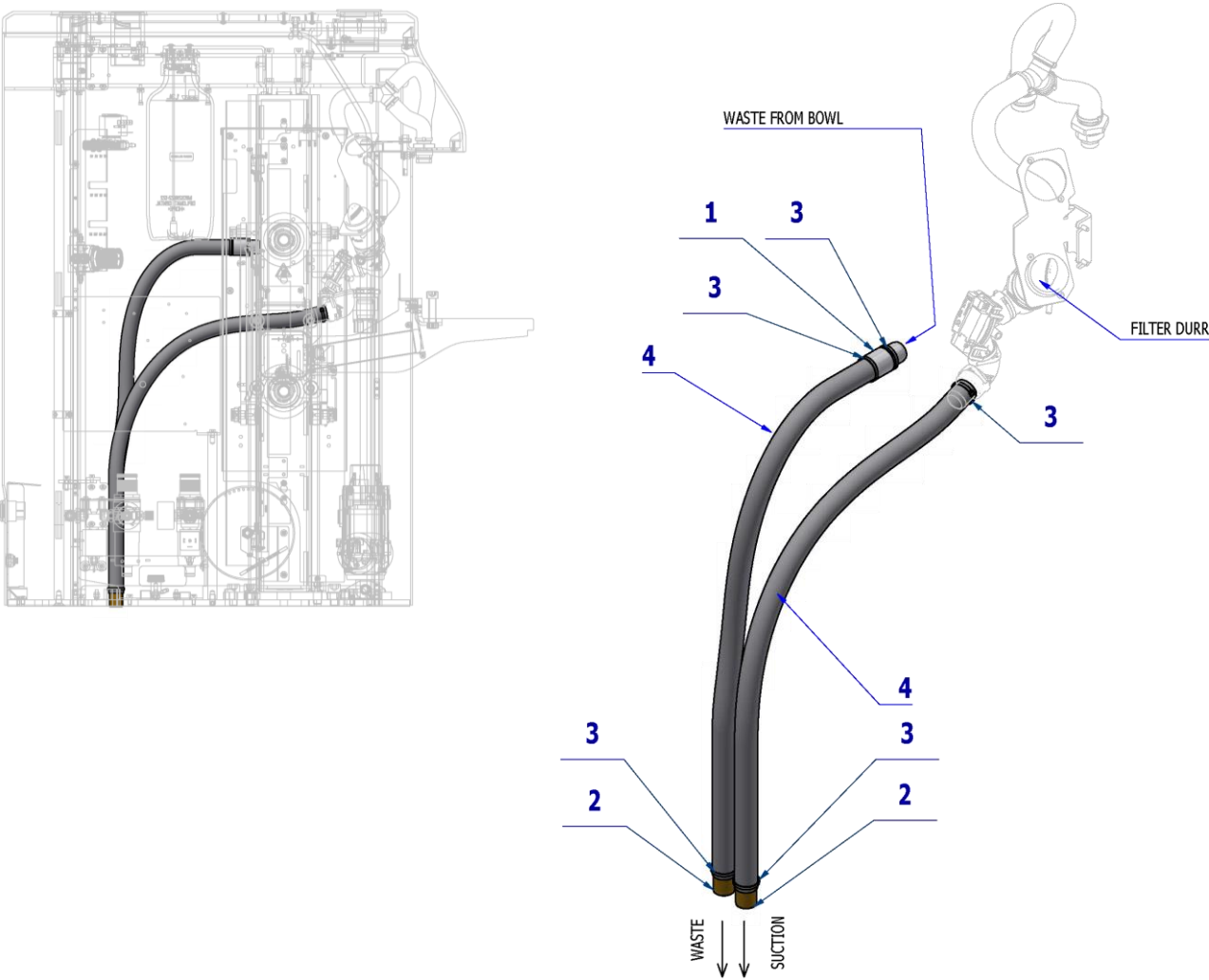


Pos.	Item no.	Product name	QTY	Unit	SP
001	ME443000.178	DURR CS1 COMBI-SEPA-MATIC 7117-50	1,00	PC.	X
002	V600.0-01-10	PIPE	2,00	PC.	X
003	ME443100.002	VALVE MEMBRAN.DURR 7560-500-77	1,00	PC.	X
004	ME309000.008	SCREW M 4X12	2,00	PC.	X
005	ME397800.015	CABLE TIE F0301 CV-200	7,00	PC.	X
006	ME443000.136	TAIL-PIECE STRAIGHT P 20 DURR 0700-710-20E	1,00	PC.	X
007	ME443000.205	LOCK RING DURR 20 MM 0700-700-01	7,00	PC.	X
008	ME443000.137	TAIL-PIECE CURVED P 20 0700-700-04	2,00	PC.	X
009	ME443000.206	TAIL-PIECE NARROWED P20 0700-720-20	3,00	PC.	X
010	ME443000.145	O RING SILICONE 20X2 DURR 9000-402-54	3,00	PC.	X
011	ME443000.208	T-PIECE DURR 0700-700-06	1,00	PC.	X
012	ME286000.004	HOSE SPIRAFLEX P20	1,00	m	X
901	ME341419.020	WIRE LiY 0,5 BLACK	0,60	M	X
902	ME341411.059	WIRE LAU 0,5 WHITE	0,60	M	X
903	ME375000.003	INSULATED CRIMP FITTING -NITI 0,5X8WH	8,00	PC.	X
904	ME397900.012	CABLE TIE CIMCO – 181361	6,00	PC.	X
905	ME341419.006	WIRE LiY 0,25 RD - 4126104S	0,60	M	
906	ME375000.010	INSULATED CRIMP FITTING -NITI 0,25x8 BU	4,00	PC.	

15/04/2023

4.7 WET SUCTION ACCESSORIES DURR – 1 VALVE – 1 FILTER – A658-417-000-0

Item no.	Product name	SP
A658-417-000-0_K-001	WET SUCTION ACCESSORIES DURR – 1 VALVE – 1 FILTER	X

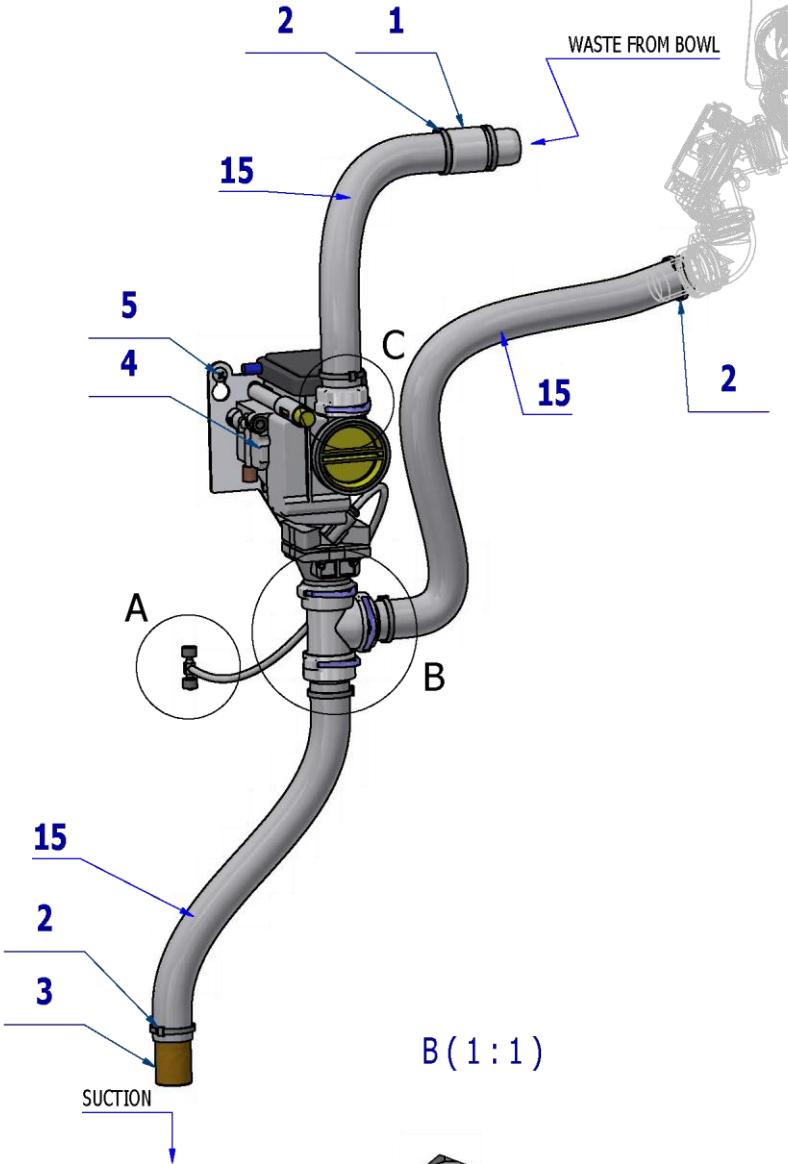
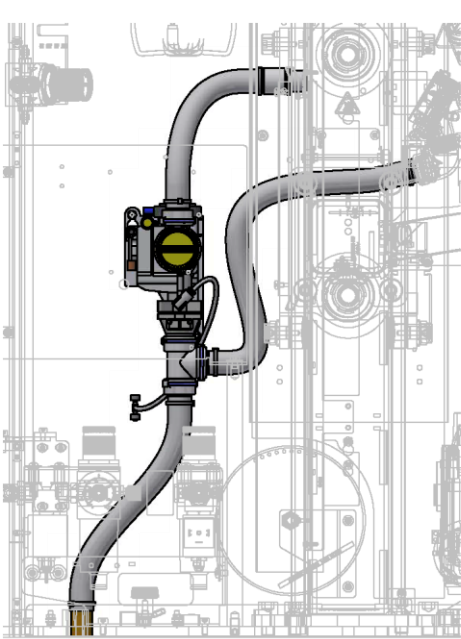


Pos.	Item no.	Product name	QTY	Unit	SP
001	V653-350-017-0	BOWL TRAY INSERT	1,00	PC.	X
002	V600.0-01-10	PIPE	2,00	PC.	X
003	ME397800.015	CABLE TIE F0301 CV-200	6,00	PC.	X
004	ME286000.004	HOSE SPIRAFLEX P20	1,60	M	X

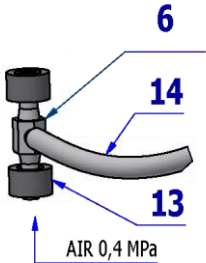
18/04/2023

4.8 WET SUCTION ACCESSORIES DURR – 2 VALVES – 1 FILTER – A658-418-000-0

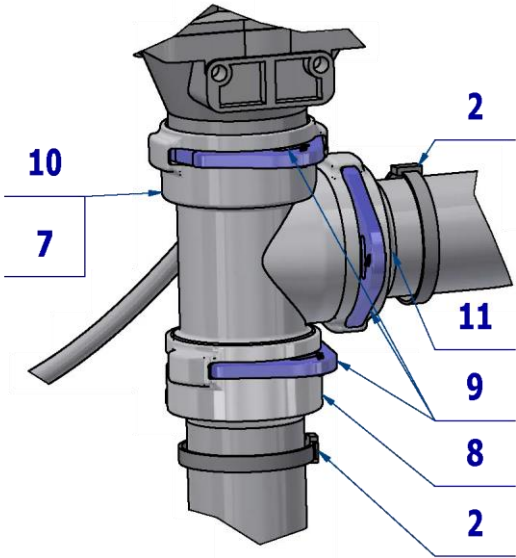
Item no.	Product name	SP
A658-418-000-0_K-001	WET SUCTION ACCESSORIES DURR – 2 VALVES – 1 FILTER	X



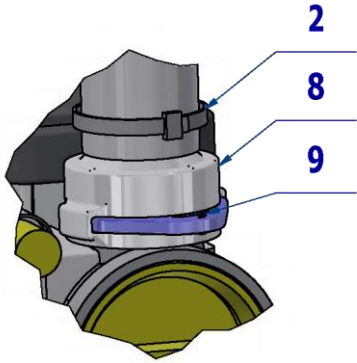
A (1:1)

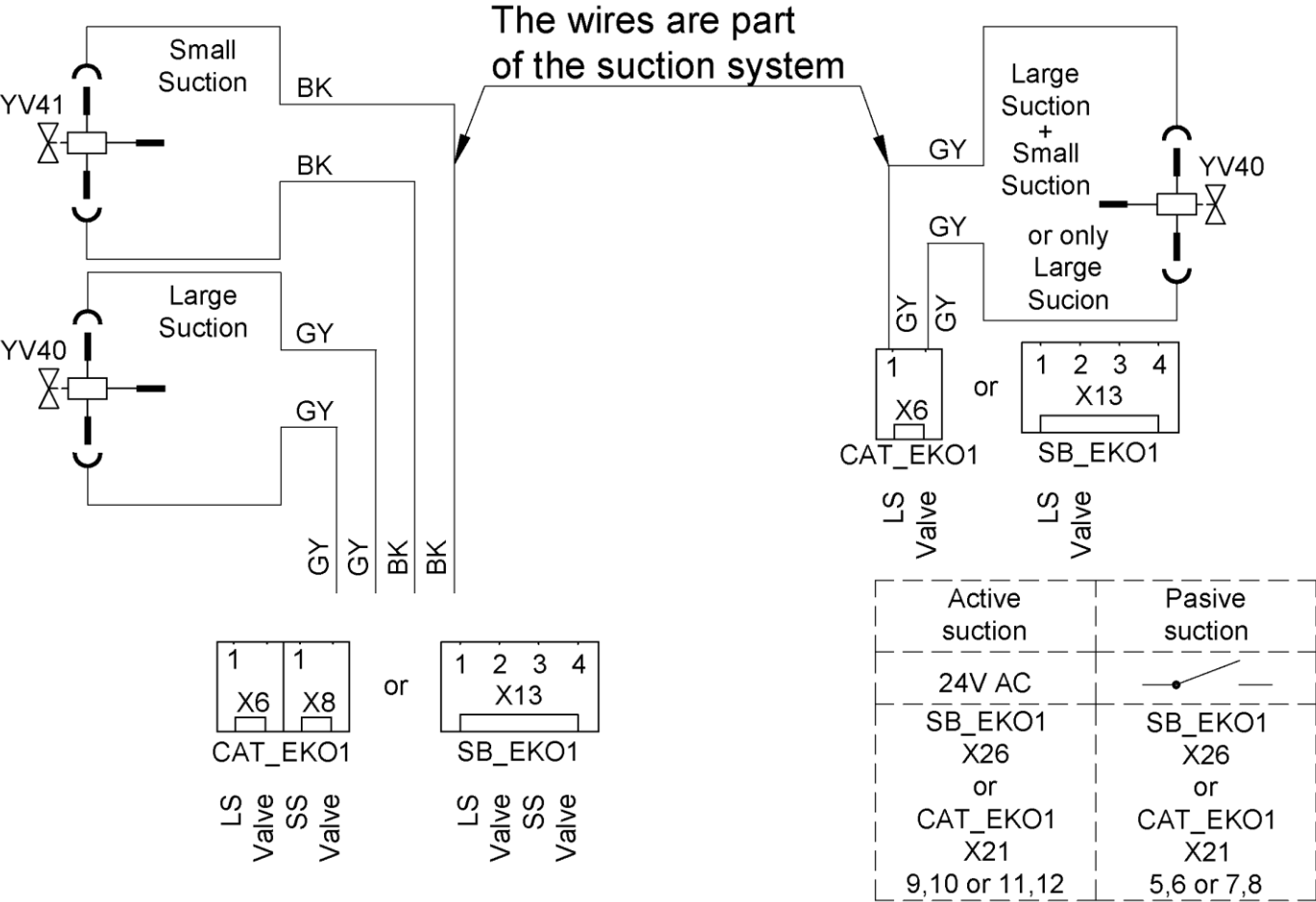
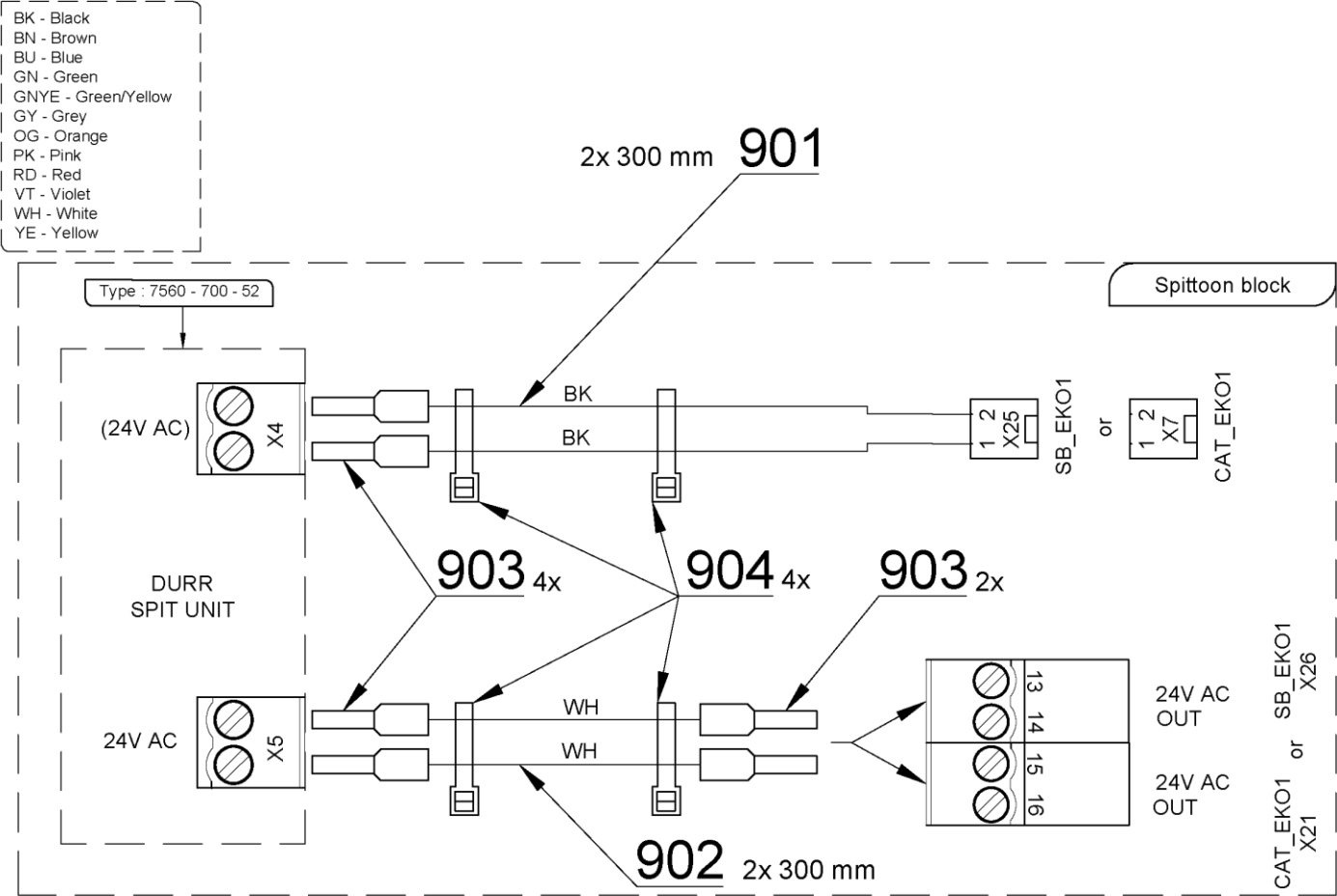


B (1:1)



C (1:1)





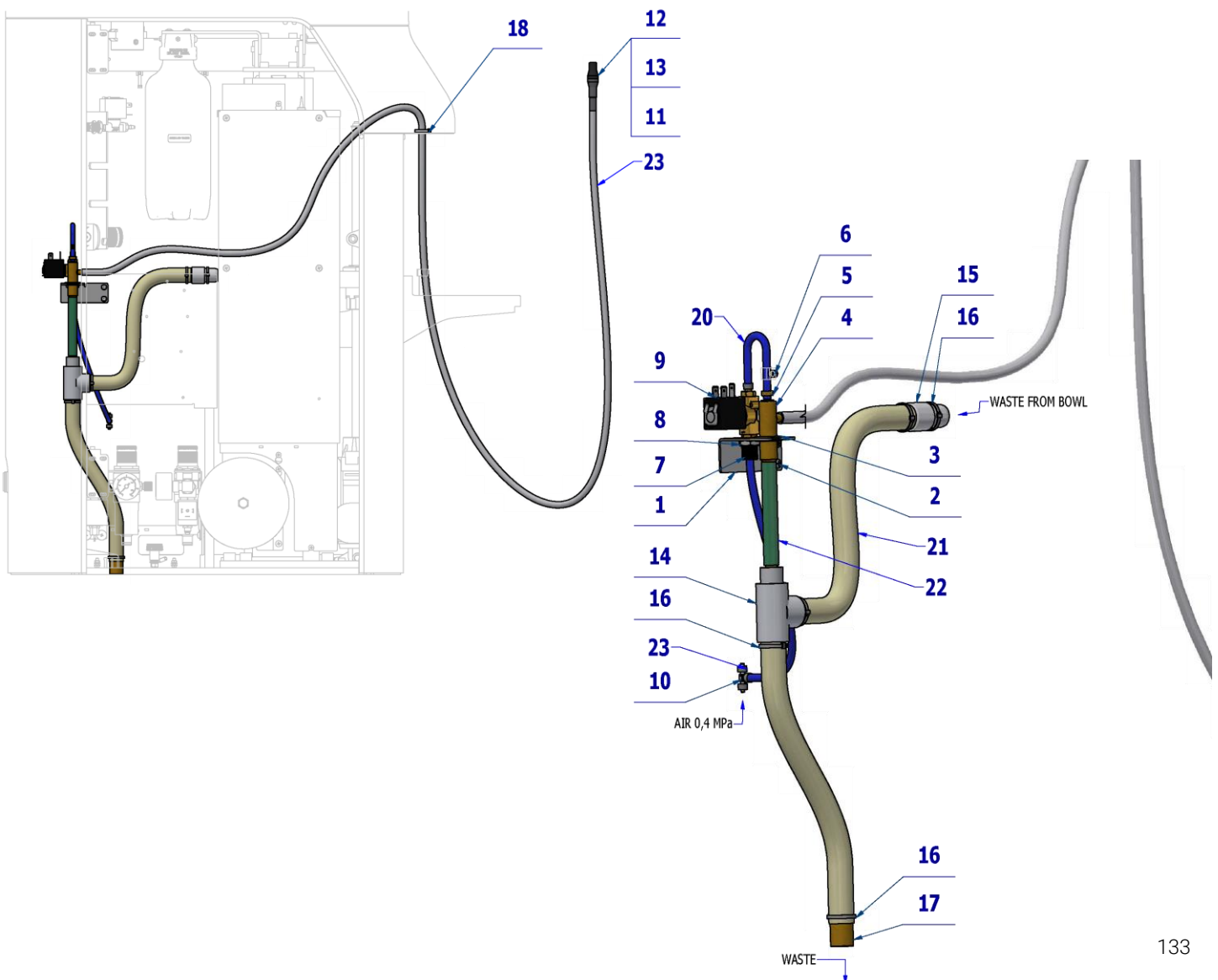
Pos.	Item no.	Product name	QTY	Unit	SP
001	V653-350-017-0	BOWL TRAY INSERT	1,00	PC.	X
002	ME397800.015	CABLE TIE F0301 CV-200	7,00	PC.	X
003	V600.0-01-10	PIPE	1,00	PC.	X
004	ME443100.001	DURR FLOAT VALVE 7560-500-52	1,00	PC.	X
005	ME309255.073	SCREW M 4X6	2,00	PC.	X
006	ME336401.031	ADAPTER T230/220-1	1,00	PC.	X
007	ME443000.145	O RING SILICONE 20X2 DURR 9000-402-54	4,00	PC.	X
008	ME443000.206	TAIL-PIECE NARROWED P20 0700-720-20	2,00	PC.	X
009	ME443000.205	LOCK RING DURR 20 MM 0700-700-01	4,00	PC.	X
010	ME443000.208	T-KUS DURR 0700-700-06	1,00	PC.	X
011	ME443000.207	TAIL-PIECE STRAIGHT P 20 DURR 0700-710-20	1,00	PC.	X
013	ME343415.031	HOSE SILICONE 5X1.5 GREY	0,01	M	X
014	ME283368.007	HOSE CALIBRATED 4x0,75-BL	0,40	M	X
015	ME286000.004	HOSE SPIRAFLEX P20	0,80	M	X
901	ME341419.020	WIRE LiY 0,5 BLACK	0,60	M	X
902	ME341411.059	WIRE LAU 0,5 WHITE	0,60	M	X
903	ME375000.003	INSULATED CRIMP FITTING NITI 0,5X8WH	6,00	PC.	
904	ME397900.012	CABLE TIE CIMCO – 181361	4,00	PC.	

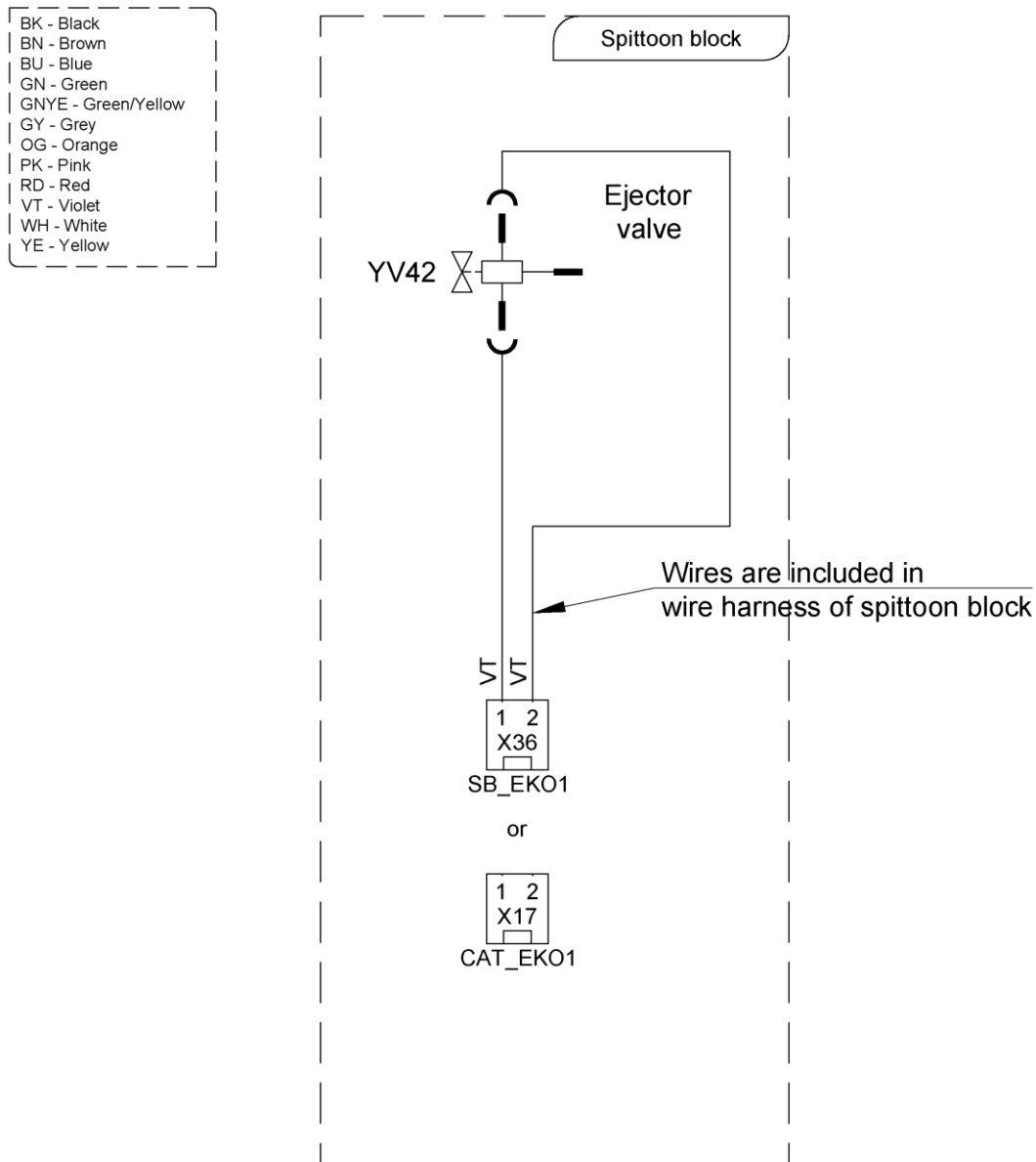
14/04/2023

5 OTHER ACCESSORIES

5.1 EJECTOR ACCESSORY IN CB - A658-430-000-0

Item no.	Product name	SP
A658-430-000-0_K-001	EJECTOR ACCESSORY IN CB	X



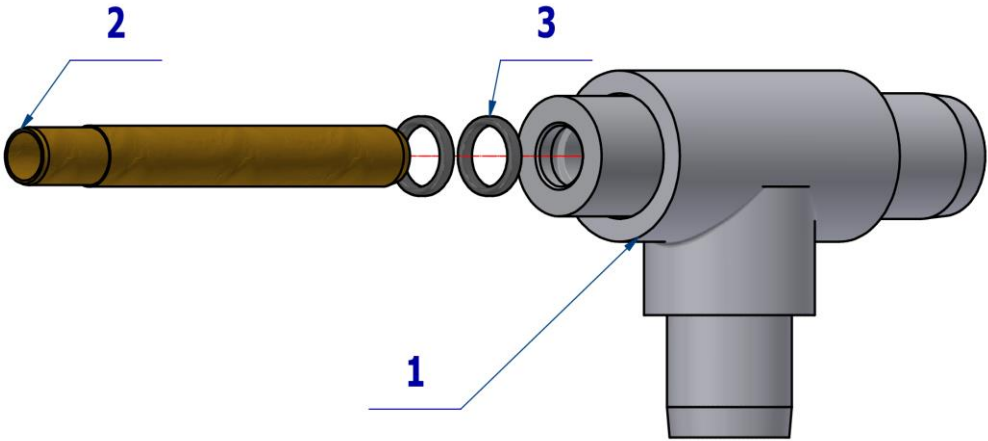


Pos.	Item no.	Product name	QTY	Unit	SP
001	V655-430-001-0	EJECTOR HOLDER ONE	1,00	PC.	X
002	ME309255.073	SCREW M 4X6	2,00	PC.	X
003	ME273121.039	ADAPTER TYPE F2 15,5x1,6	1,00	PC.	X
004	V600.8-08-00	EJEKTOR	1,00	PC.	X
005	V608.63-00-30	CONNECTOR	1,00	PC.	X
006	V607.80-38-00	RESTRICTOR – MODIFIED	1,00	PC.	X
007	ME321822.014	NUT 4-601.8-00-34	1,00	PC.	X
008	ME311120.091	NUT M 10X1	1,00	PC.	X
009	A653-350-070-0	VALVE SIRAI ZB10A ASSEMBLY	1,00	PC.	X
010	ME336401.029	ADAPTER T230-1	1,00	PC.	X
011	ME283367.071	SALIVA EJECTOR TAIL-PIECE	1,00	PC.	X
012	ME321822.020	SALIVA EJECTOR TIP 608.63-00-13	1,00	PC.	X
013	ME321822.023	SALIVA EJECTOR FILTER	1,00	PC.	X
014	A653-350-105-0	T PIECE EJEKTOR - ASSEMBLY 1	1,00	PC.	X
015	V653-350-017-0	BOWL TRAY INSERT	1,00	PC.	X
016	ME397800.015	CABLE TIE F0301 CV-200	5,00	PC.	X
017	V600.0-01-10	PIPE	1,00	PC.	X
018	ME397900.012	CABLE TIE CIMCO – 181361	1,00	PC.	X
020	ME345711.028	HOSE PUR 3,8/6,4 BLUE	0,40	m	X
021	ME286000.004	HOSE SPIRAFLEX P20	0,80	M	X
022	ME286125.002	HOSE PVC 8/13 TYP RW 501	0,30	M	X
023	ME343415.031	HOSE SILICONE 5X1.5 GREY	2,50	M	X

13/04/2023

5.5.1 T PIECE EJEKTOR - ASSEMBLY 1 - A653-350-105-0

Item No.	Product name	SP
A653-350-105-0_K-001	T PIECE EJEKTOR - ASSEMBLY 1	X

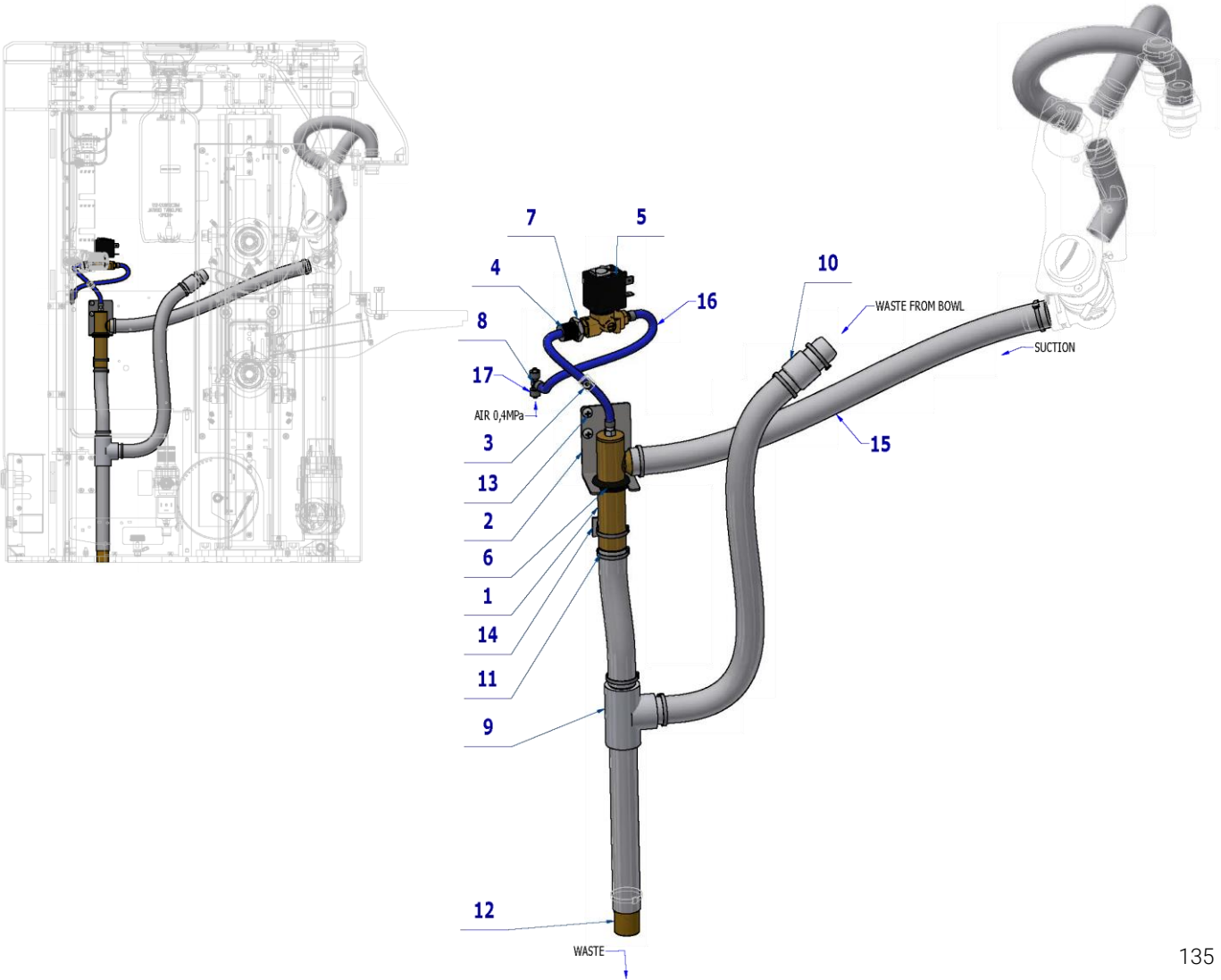


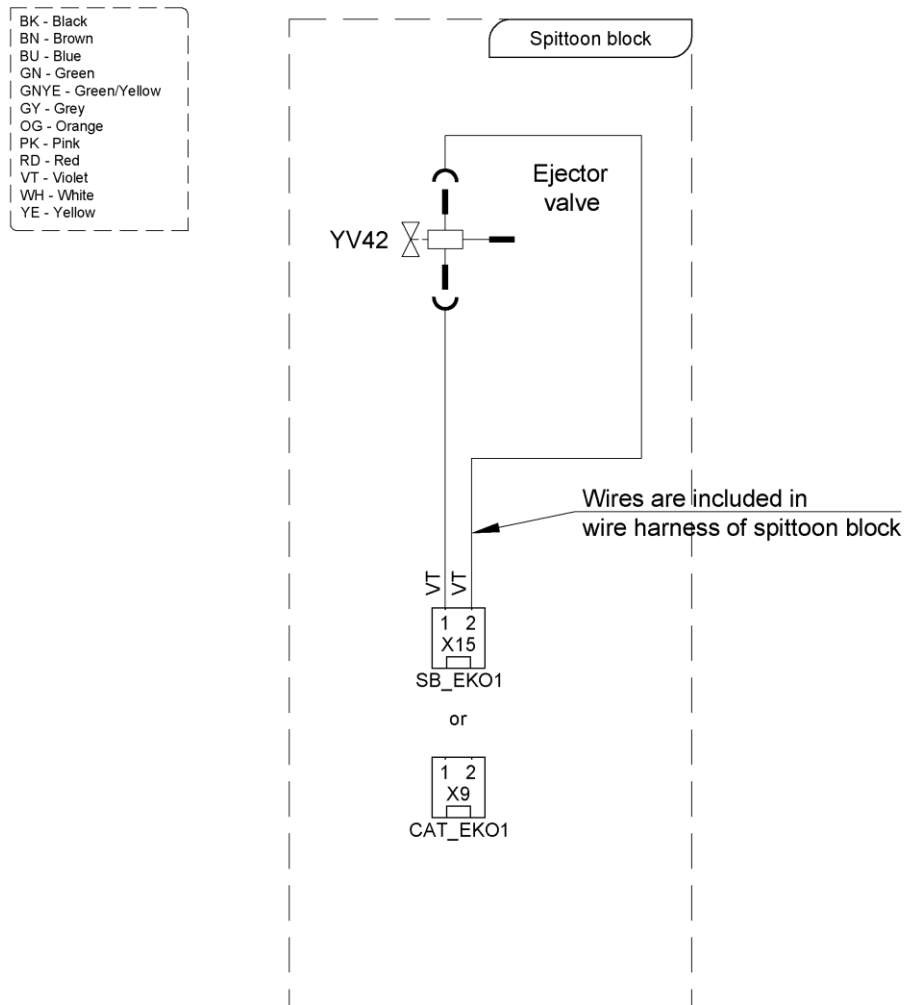
Pos.	Item no.	Product name	QTY	Unit	SP
001	V611.83-07-00	WASTE BODY	1,00	PC.	X
002	V611.83-00-12	EJECTOR WASTE PIPE	1,00	PC.	X
003	ME273111.123	O RING P 10X2 SILICONE	2,00	PC.	X

18/02/2023

5.2 LARGE EJECTOR ACCESSORIES - A658-431-000-0

Item no.	Product name	SP
A658-431-000-0_K-001	LARGE EJECTOR ACCESSORIES	X



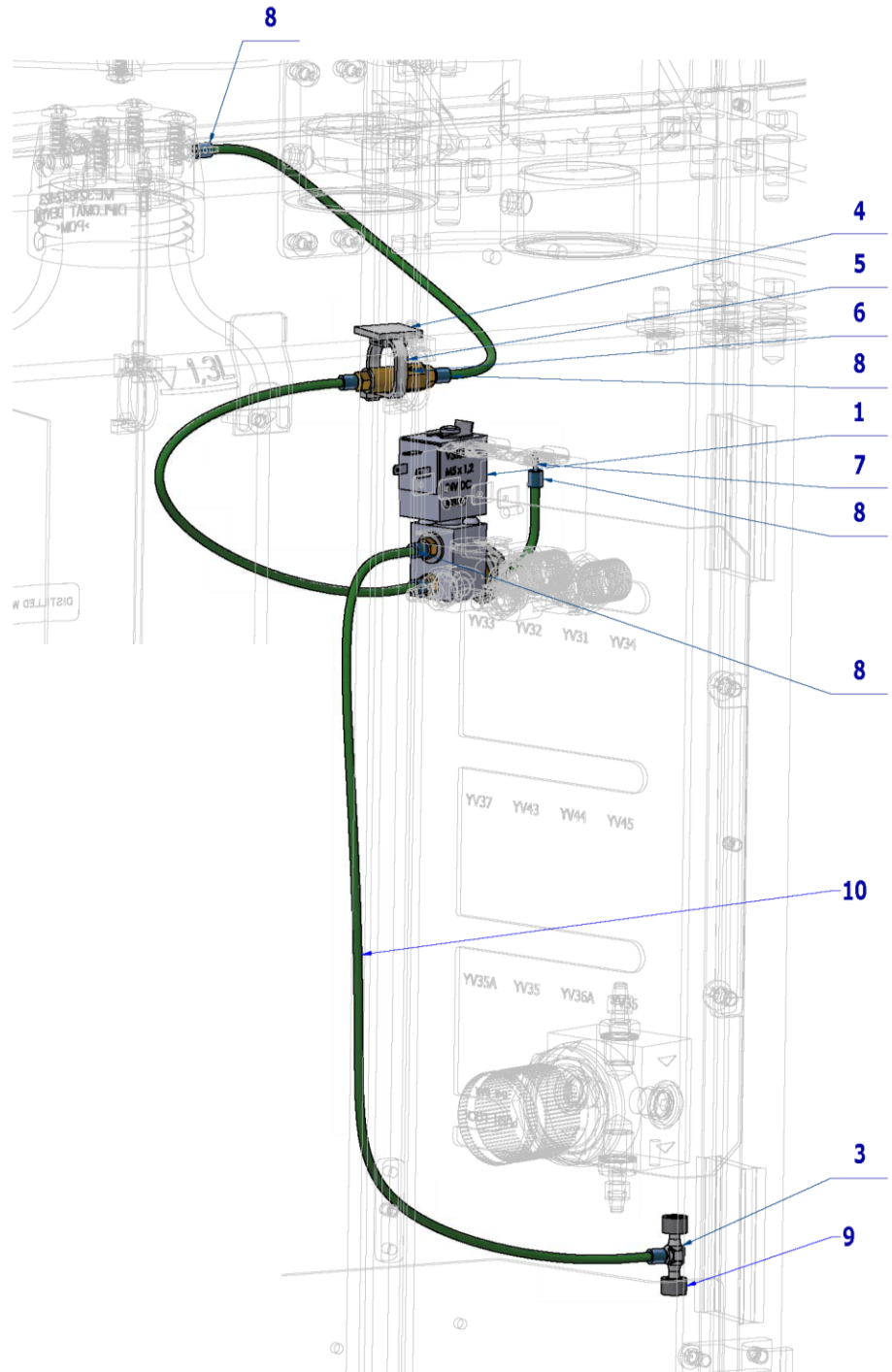


Pos.	Item no.	Product name	QTY	Unit	SP
001	V608.65-02-00	LARGE EJECTOR	1,00	PC.	X
002	V658-431-001-0	HOLDER	1,00	PC.	X
003	V607.80-38-00	RESTRICTOR – ADJUSTMENT	1,00	PC.	X
004	ME321822.014	NUT 4-601.8-00-34	1,00	PC.	X
005	A653-350-073-0	VALVE SIRAI ZB10A LARGE EJEKTOR	1,00	PC.	X
006	ME273121.043	ADAPTER TYPE F2 22x1,6	1,00	PC.	X
007	ME311120.091	NUT M 10X1	1,00	PC.	X
008	ME336401.029	ADAPTER T230-1	1,00	PC.	X
009	V605.96-10-00	ADAPTER T	1,00	PC.	X
010	V653-350-017-0	BOWL TRAY INSERT	1,00	PC.	X
011	ME397800.015	CABLE TIE F0301 CV-200	8,00	PC.	
012	V600.0-01-10	PIPE	1,00	PC.	X
013	ME309255.073	SCREW M 4X6	2,00	PC.	X
014	ME345711.034	CLAMP F0505 HC 101	1,00	PC.	X
015	ME286000.004	HOSE SPIRAFLEX P20	2,50	M	X
016	ME345711.028	HOSE PUR 3,8/6,4 BLUE	0,50	m	X
017	ME343415.031	HOSE SILICONE 5X1.5 GREY	0,03	M	

28/05/2023

5.3 CENTRAL ACCESSORIES - A658-450-000-0

Item no.	Product name	SP
A658-450-000-0_K-001	CENTRAL ACCESSORIES	X

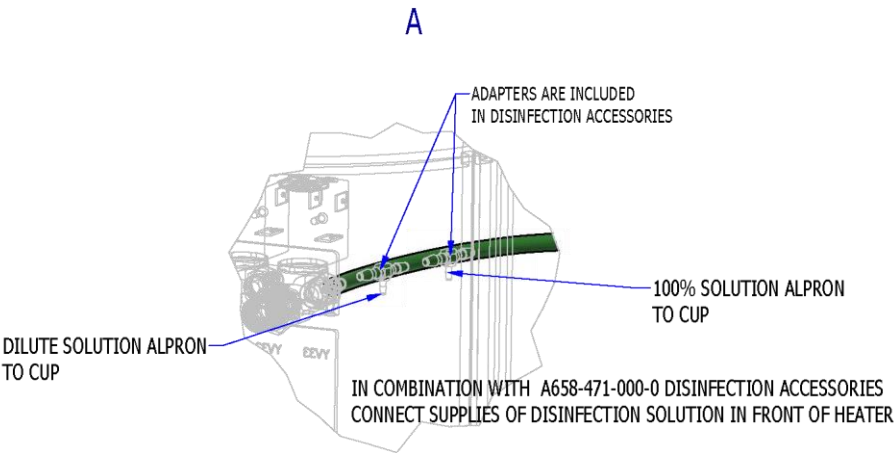
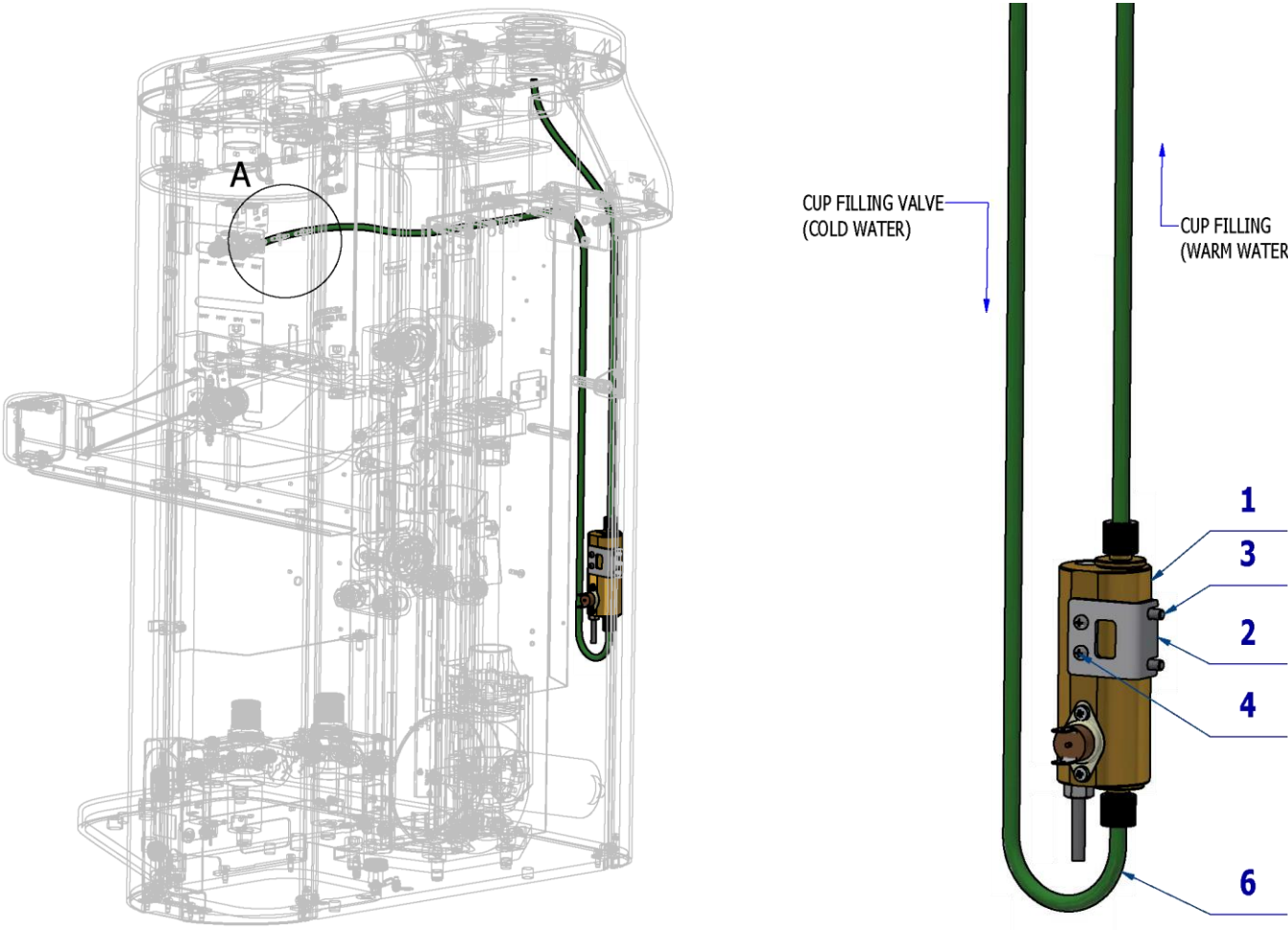


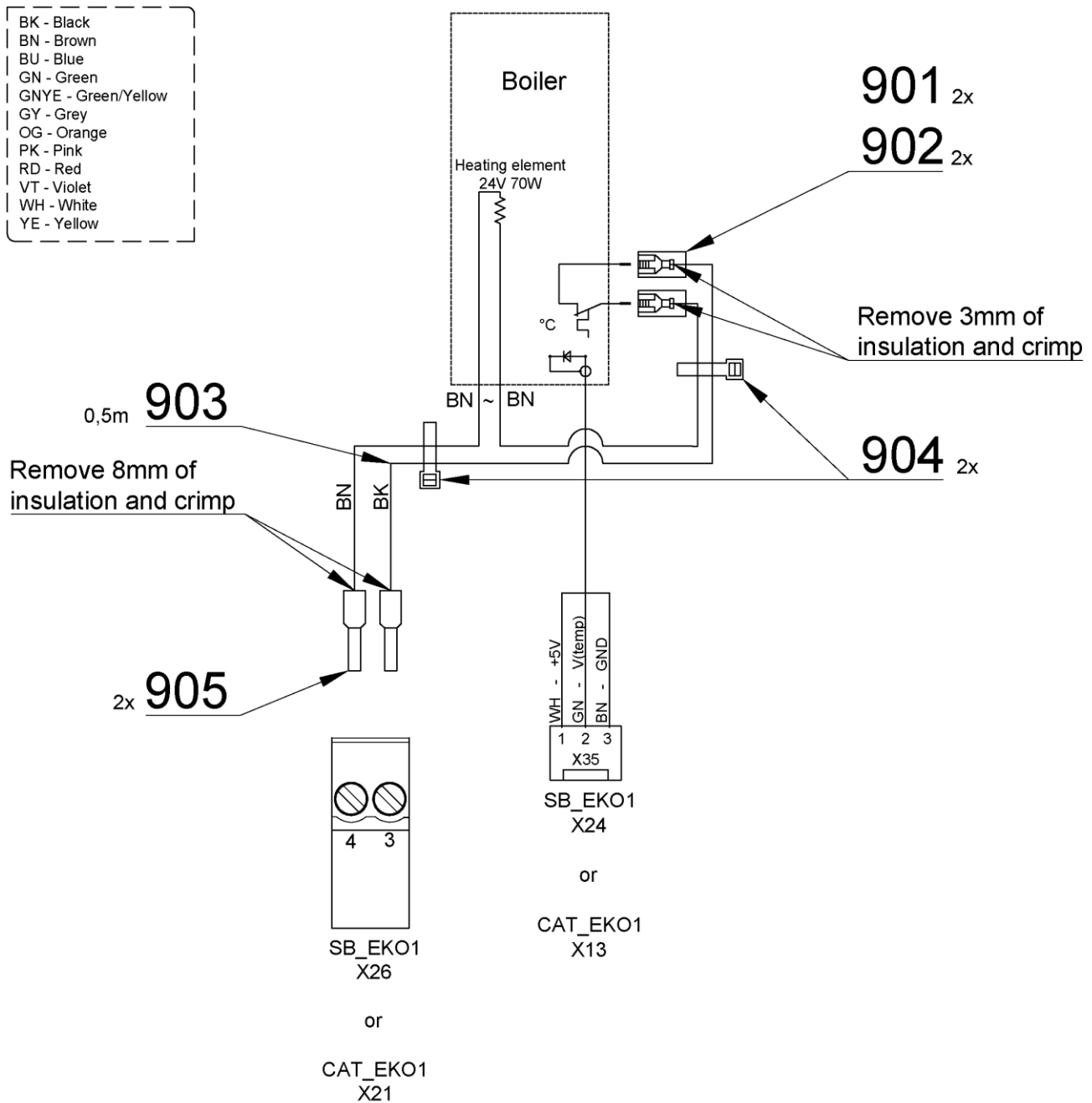
Pos.	Item no.	Product name	QTY	Unit	SP
001	A653-450-020-0	VALVE V365B01G-ZE30A – ASSEMBLY 2	1,00	PC.	X
002	ME311120.091	NUT M 10X1	1,00	PC.	X
003	ME336401.027	ADAPTER T230/210-1	1,00	PC.	X
004	ME345711.034	CLAMP F0505 HC 101	1,00	PC.	X
005	ME397900.012	CABLE TIE CIMCO – 181361	1,00	PC.	X
006	A653-450-021-0	CHECK VALVE, ASSEMBLY	1,00	PC.	X
007	ME336401.012	ADAPTER N210-1	1,00	PC.	X
008	V608.45-00-08	LOCK RING 1	9,00	PC.	X
009	ME343415.031	HOSE SILICONE 5X1.5 GREY	0,01	m	
010	ME283367.024	HOSE PUR 1,5/2,7 GREEN	1,20	m	X

05/04/2023

5.4 WATER HEATER ACCESSORIES - A658-481-000-0

Item no.	Product name	SP
A658-481-000-0_K-001	WATER HEATER ACCESSORIES	X





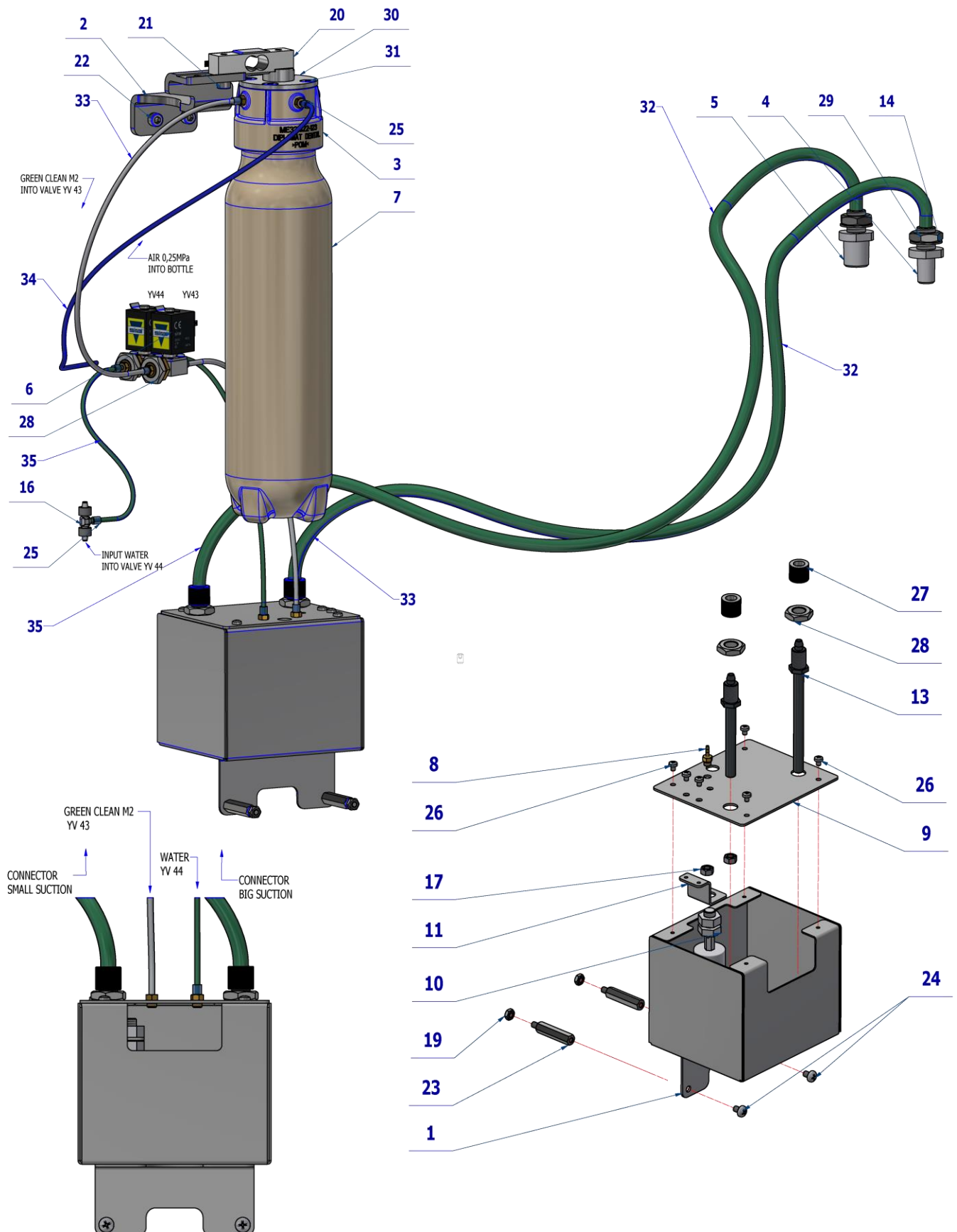
Pos.	Item no.	Product name	QTY	Unit	SP
001	A653-481-001-0	HEATER FOR CB	1,00	PC.	X
002	V655-481-001-0	HEATER CONSOLE	1,00	PC.	X
003	ME309543.068	SCREW M 4X8	2,00	PC.	X
004	ME309255.051	SCREW M 3X6	2,00	PC.	X
005	ME311210.037	WASHER P 4,3	2,00	PC.	X
006	ME345711.036	HOSE PUR 3,8/6,4 GREEN	1,10	m	X
901	ME345571.001	FASTON SOCKET 6,3 0,3-0,8 mm2	2,00	PC.	X
902	ME343415.032	INSULATION SLEEVE 6,3mm, PA	2,00	PC.	X
903	ME341418.006	WIRE H05V-K 1X1 BK	0,50	M	X
904	ME397900.012	CABLE TIE CIMCO – 181361	2,00	PC.	
905	ME375000.008	INSULATED CRIMP FITTING -NITI 1X8RD	2,00	PC.	

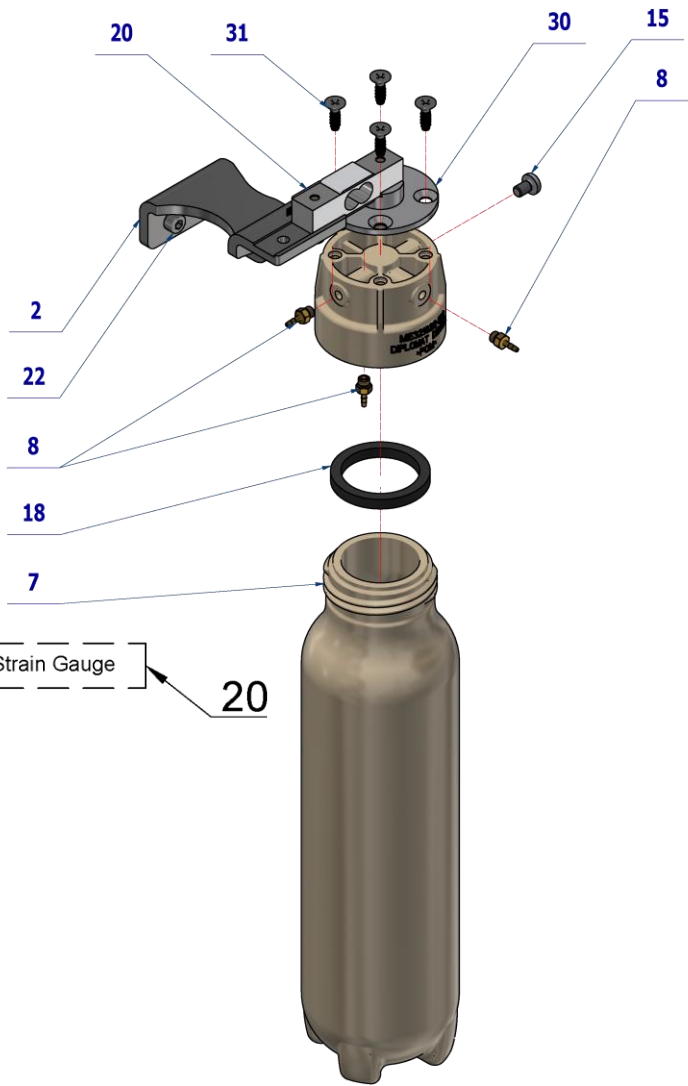
30/03/2023

6 DISINFECTION AND DECONTAMINATION

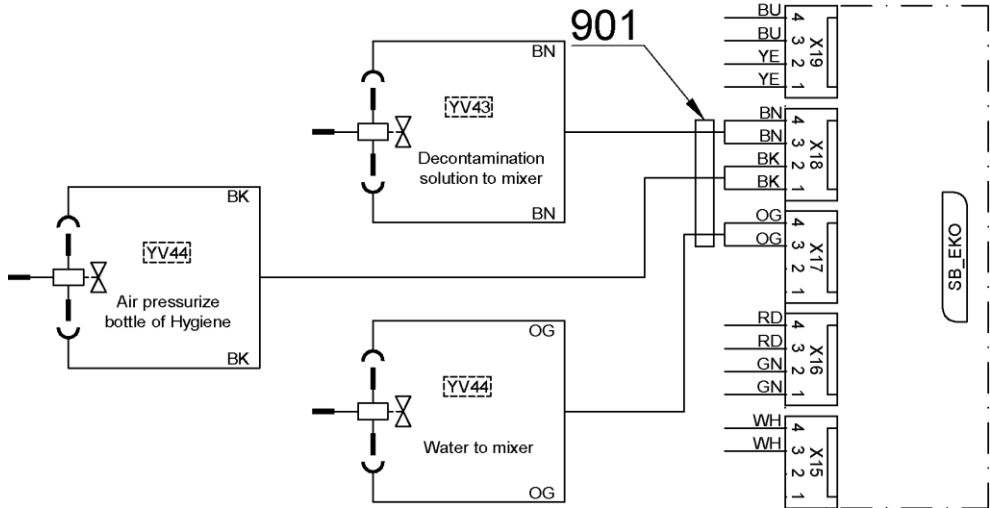
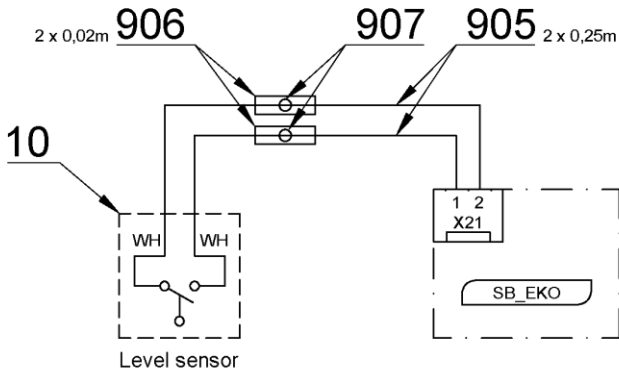
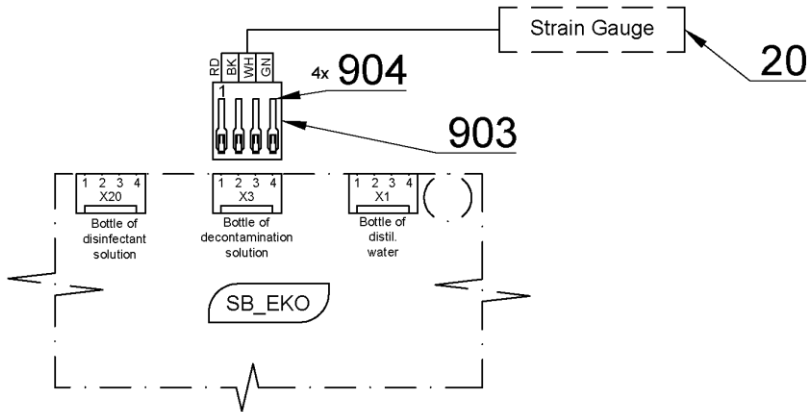
6.1 DECONTAMINATION ACCESSORY - A658-470-000-0

Item no.	Product name	SP
A658-470-000-0_K-001	DECONTAMINATION ACCESSORY	X





- BK - Black
- BN - Brown
- BU - Blue
- GN - Green
- GNYE - Green/Yellow
- GY - Grey
- OG - Orange
- PK - Pink
- RD - Red
- VT - Violet
- WH - White
- YE - Yellow

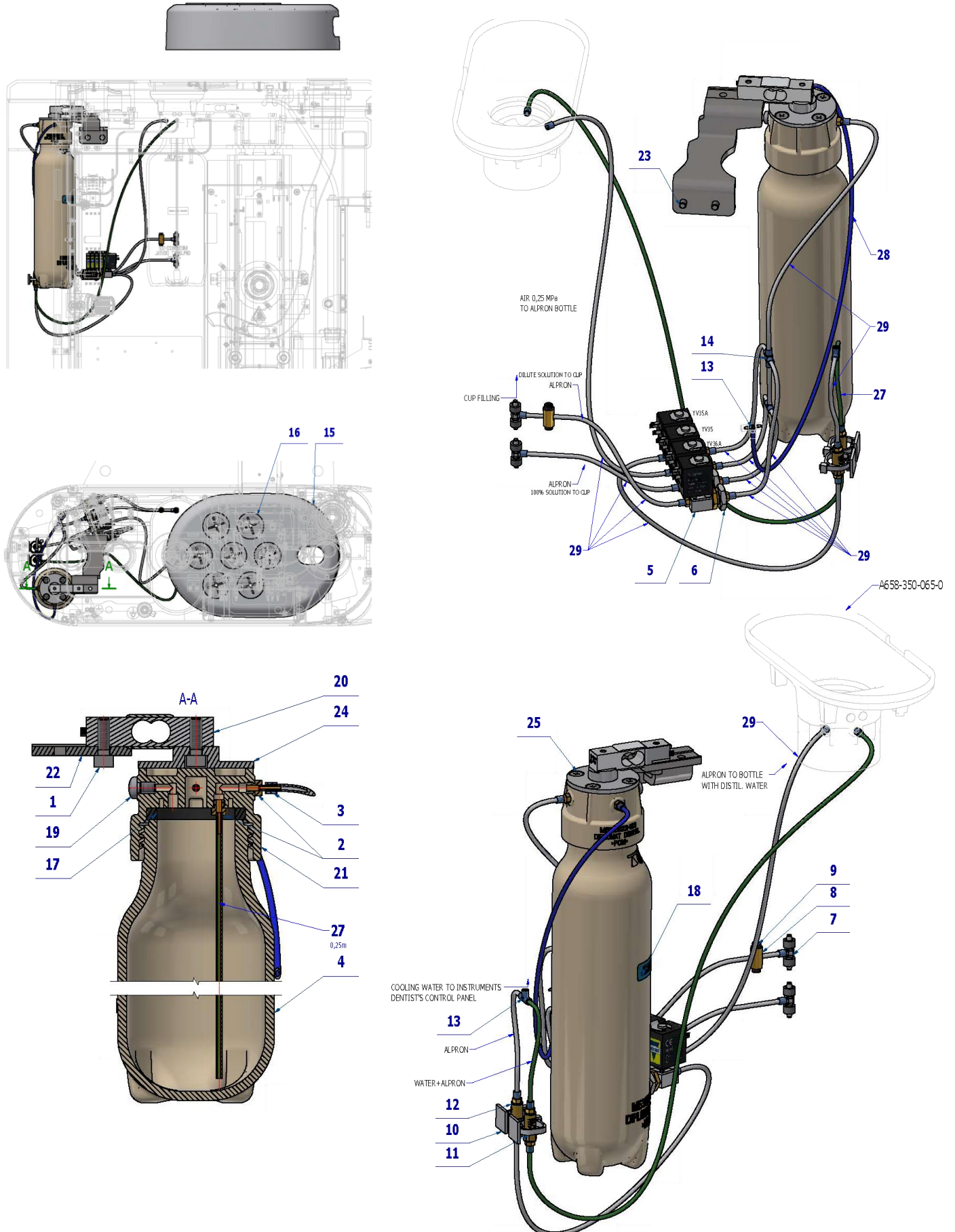


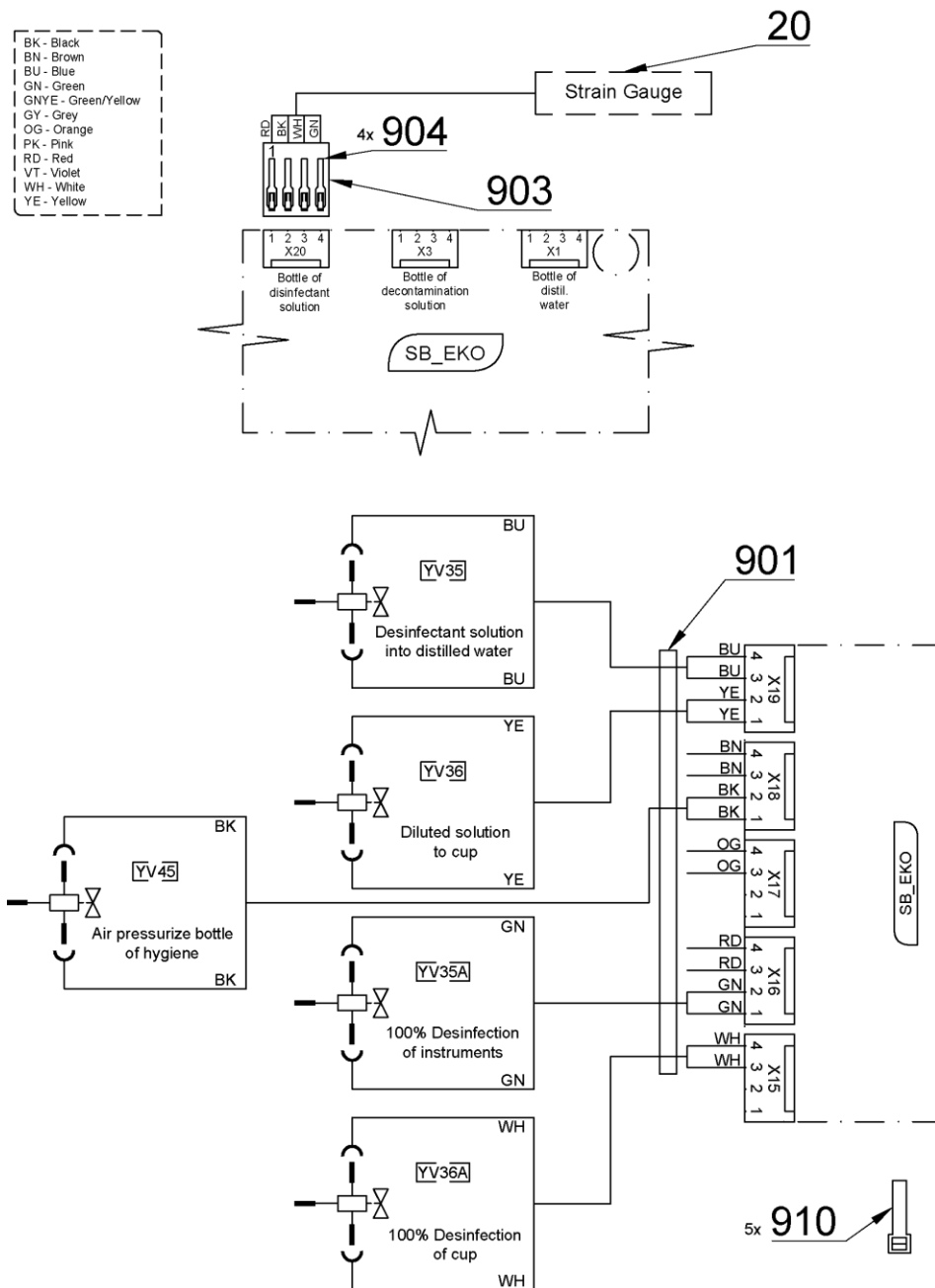
Pos.	Item no.	Product name	QTY	Unit	SP
001	V653-470-020-0	MIXER	1,00	PC.	X
023	ME371418.011	COLUMN M4X30	2,00	PC.	X
009	V653-470-024-0	CONVENTOR COVER	1,00	PC.	X
002	V658-470-001-0	HYGIENE BOTTLES HOLDER	1,00	PC.	X
003	ME321822.123	BOTTLE HEAD	1,00	PC.	X
030	V653-470-016-0	HEAD TENSOMETRIC	1,00	PC.	X
011	V653-470-025-0	SWIM HOLDER	1,00	PC.	X
012	V653-470-011-0	SUCTION HEAD SA	1,00	PC.	X
013	V653-470-010-0	SUCTION HEAD LA	1,00	PC.	X
027	V655-470-001-0	NUT - ADJUSTMENT	2,00	PC.	X
007	ME321822.127	BOTTLE 0.6L CB	1,00	PC.	X
020	ME374000.053	LOAD SENSOR	1,00	PC.	X
010	ME374000.055	LEVEL SENSOR	1,00	PC.	X
008	ME397522.004	TAIL-PIECE 11752-2-M5-PKG	5,00	PC.	X
005	V658-470-003-0	LARGE ASPIRATOR CONNECTOR	1,00	PC.	X
004	V658-470-004-0	SMALL ASPIRATOR CONNECTOR	1,00	PC.	X
006	A653-470-150-0	VALVE Z031C ASSEMBLY	2,00	PC.	X
016	ME336401.027	ADAPTER T230/210-1	1,00	PC.	X
018	ME273114.004	SEAL NBR 43x34x5	1,00	PC.	X
019	ME311120.016	NUT M 4	2,00	PC.	X
021	ME309231.073	SCREW M 5X16	2,00	PC.	X
015	ME309543.069	SCREW M 5X8	1,00	PC.	X
026	ME309255.081	SCREW M 3X4	6,00	PC.	X
022	ME309543.058	SCREW M 5X10	2,00	PC.	X
024	ME309255.073	SCREW M 4X6	2,00	PC.	X
031	ME307001.036	SCREW STP33 4,5x14 - H2 - STAINLESS STEEL	4,00	PC.	X
014	ME311214.006	WASHER P 12,5 SERRATED	2,00	PC.	X
028	ME311120.091	NUT M 10X1	4,00	PC.	X
017	ME311120.075	NUT M 5	2,00	PC.	X
029	ME311120.076	NUT M 12	2,00	PC.	X
034	ME345711.024	HOSE PUR 1,5/2,7 BLUE	0,30	m	X
032	ME283367.026	HOSE PUR 5,5/8 GREEN	1,40	m	X
033	ME283367.020	HOSE PUR 1,5/2,7 TRANSPARENT	0,55	m	X
035	ME283367.024	HOSE PUR 1,5/2,7 GREEN	1,10	m	X
025	V608.45-00-08	LOCK RING 1	9,00	PC.	X
036	ME343415.031	HOSE SILICONE 5X1.5 GREY	0,01	M	X
901	ME374100.092	HYGIENE MODEL PRO WIRING HARNESS	1,00	PC.	X
903	ME374060.008	HOUSING NSG 25-4	1,00	PC.	
904	ME372010.141	CRIMP CONTACT NSK 25-0	4,00	PC.	
905	ME341419.007	WIRE LiY 0,25 WH - 4126105S	0,50	M	X
906	ME243422.010	SHRINK-FIT INSUL.SLEEVE P 2,1 BLACK	0,02	M	

03/05/2023

6.2 DISINFECTION ACCESSORY WITH FUNNEL – A658-471-000-0

Item no.	Product name	SP
A658-471-000-0_K-001	DISINFECTION ACCESSORY WITH FUNNEL	X





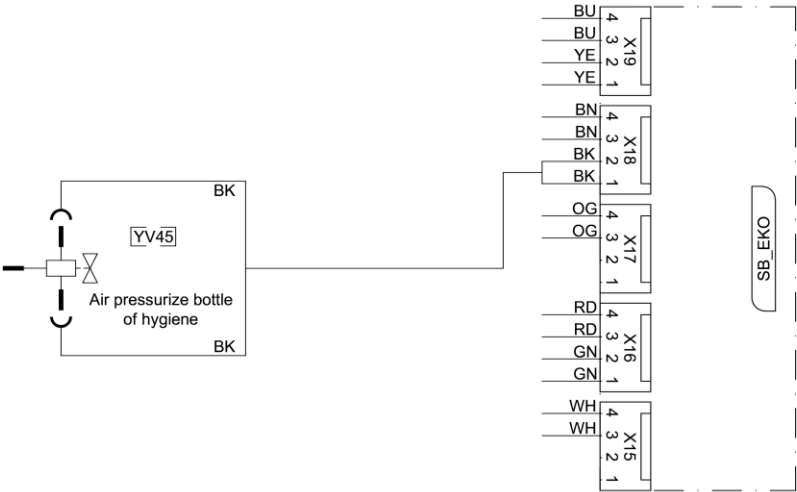
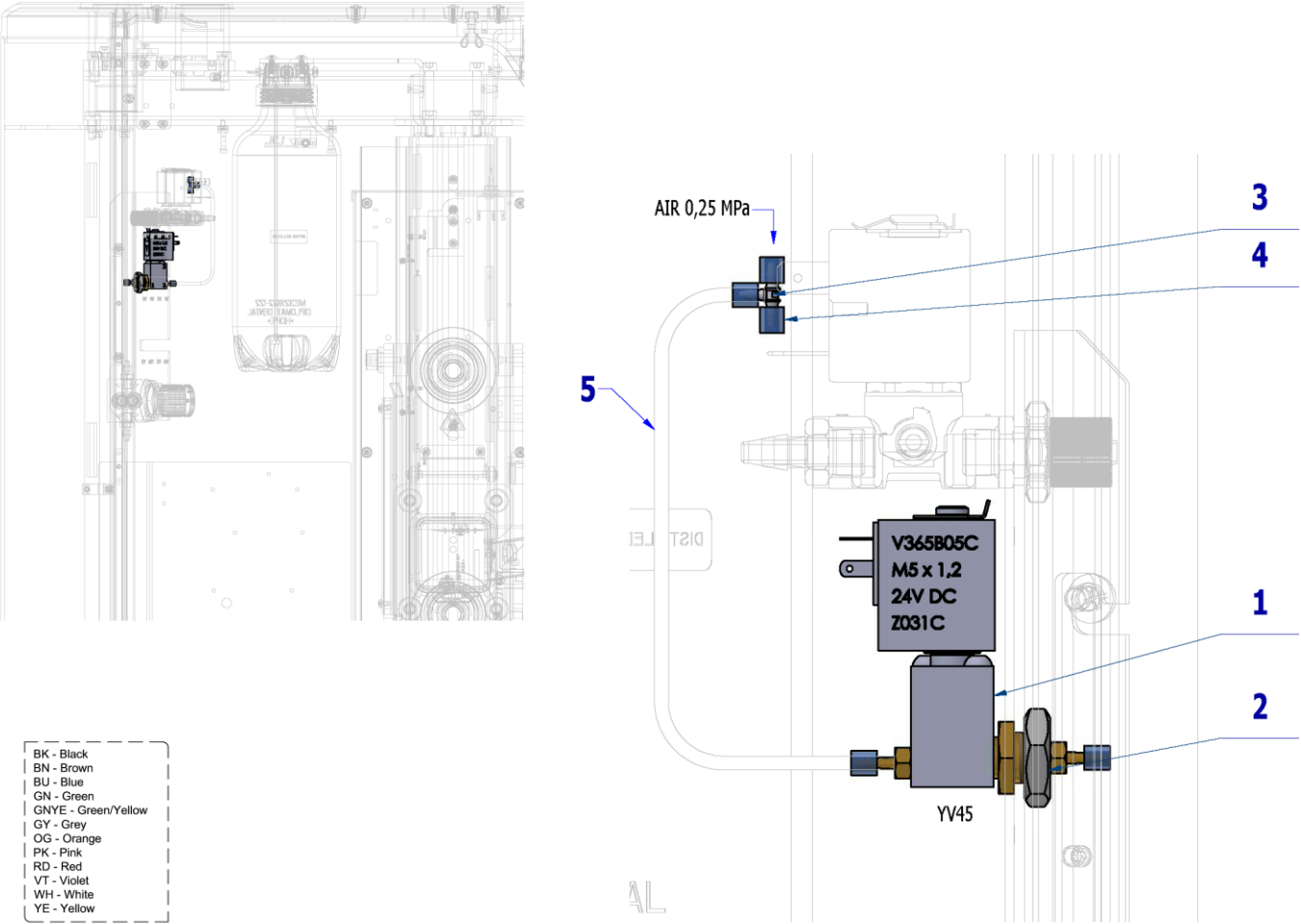
Pos.	Item no.	Product name	QTY	Unit	SP
001	ME309231.073	SCREW M 5X16	2,00	PC.	X
002	ME397522.004	TAIL-PIECE 11752-2-M5-PKG	3,00	PC.	X
003	V608.45-00-08	LOCK RING 1	27,00	PC.	X
004	ME321822.127	BOTTLE 0.6L PB	1,00	PC.	X
005	A653-470-150-0	VALVE Z031C ASSEMBLY	4,00	PC.	X
006	ME311120.091	NUT M 10X1	4,00	PC.	X
007	ME336401.027	ADAPTER T230/210-1	2,00	PC.	X
008	V606.65-00-03	FLOW REGULATOR HOUSING	1,00	PC.	X
009	V606.65-00-04	FLOW REGULATOR	2,00	PC.	X
010	ME345711.034	CLAMP F0505 HC 101	2,00	PC.	X
011	ME397900.012	CABLE TIE CIMCO – 181361	2,00	PC.	X
012	A653-450-021-0	CHECK VALVE, ASSEMBLY	2,00	PC.	X
013	ME336401.015	ADAPTER T210-1	3,00	PC.	X
014	ME336401.002	ADAPTER 4PX210-1	1,00	PC.	X
015	ME321822.140	HYGIENE HOLDER	1,00	PC.	X
016	ME735552.184	DISINFECTION HOLDER	7,00	PC.	X
017	ME273114.004	SEAL NBR 43x34x5	1,00	PC.	X
018	ME735010.051	SYMBOL WATERWAYS DISINFICANT	1,00	PC.	

019	ME309543.069	SCREW M 5X8	1,00	PC.	X
020	ME374000.053	LOAD SENSOR	1,00	PC.	X
021	ME321822.123	BOTTLE HEAD	1,00	PC.	X
022	V658-470-001-0	HYGIENE BOTTLE HOLDER	1,00	PC.	X
023	ME309543.058	SCREW M 5X10	2,00	PC.	X
024	V653-470-016-0	HEAD TENSOMETRIC	1,00	PC.	X
025	ME307001.036	SCREW STP33 4,5x14 - H2 - STAINLESS STEEL	4,00	PC.	X
026	A658-350-065-0	FUNNEL WITH TENSOMETER	1,00	PC.	X
027	ME283367.024	HOSE PUR 1,5/2,7 GREEN	1,10	m	X
028	ME345711.024	HOSE PUR 1,5/2,7 BLUE	0,60	m	X
029	ME283367.020	HOSE PUR 1,5/2,7 TRANSPARENT	1,80	m	X
901	ME374100.092	HYGIENE MODEL PRO WIRING HARNESS	1,00	PC.	X
903	ME374060.008	HOUSING NSG 25-4	1,00	PC.	
904	ME372010.141	CRIMP CONTACT NSK 25-0	4,00	PC.	
910	ME397900.012	CABLE TIE CIMCO – 181361	5,00	PC.	

PZ_23_043_OS_04/07/2023

6.3 DEPRESSURIZATION BOTTLE ACCESSORY – A658-473-000-0

Item no.	Product name	SP
A658-473-000-0_K-001	DEPRESSURIZATION BOTTLE ACCESSORY	X

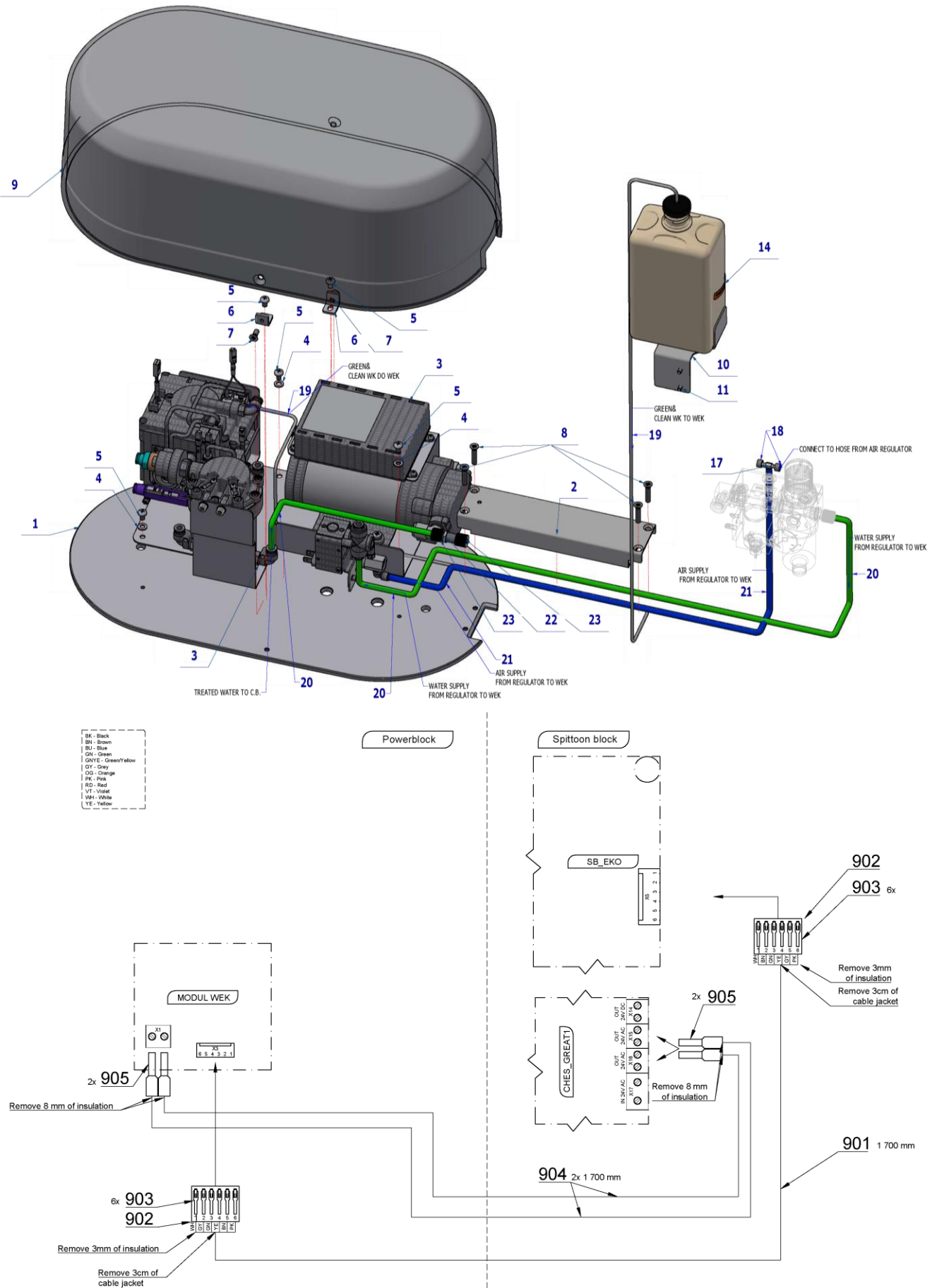


Pos.	Item no.	Product name	QTY	Unit	SP
001	A653-350-008-0	VALVE V365B01G-ZE30A, M5x12 24V DC – ASSEMBLY 3	1,00	PC.	X
002	ME311120.091	NUT M 10X1	1,00	PC.	X
003	ME336401.015	ADAPTETR T210-1	1,00	PC.	X
004	V608.45-00-08	LOCK RING 1	5,00	PC.	X
005	ME345711.024	HOSE PUR 1,5/2,7 BLUE	0,30	m	X

30/03/2023

6.4 WEK ACCESSORY - A658-485-000-0

Item no.	Product name	SP
A658-485-000-0_K-005	WEK ACCESSORY	X



Pos.	Item no.	Product name	QTY	Unit	SP
001	V655-485-001-0	WEK BASE	1,00	PC.	X
002	V655-485-002-0	CONNECTING PROFILE / WHT2_MATTE	1,00	PC.	X
003	ME443000.046	METASYS WEK LIFT	1,00	PC.	X
004	ME311210.020	WASHER P 5,3	3,00	PC.	X
005	ME309543.069	SCREW M 5X8	5,00	PC.	X
006	V655-485-003-0	L-CONSOLE	2,00	PC.	X
007	ME309251.080	SCREW M 5X12	2,00	PC.	X
008	ME309543.110	SCREW M 5X25	4,00	PC.	X
009	V655-485-004-0	COVER - WEK PAINTED / WHT2_MATTE	1,00	PC.	X
010	V658-485-005-0	BOTTLE HOLDER WEK ONE 200	1,00	PC.	X
011	ME309543.068	SCREW M 4X8	2,00	PC.	X
013	ME443000.131	GREEN CLEAN WK		PC.	X
014	ME735010.053	SYMBOL GREEN CLEAN WK	1,00	PC.	
017	ME336401.031	ADAPTER T230/220-1	1,00	PC.	X
018	ME343415.031	HOSE SILICONE 5X1.5 GREY	0,01	M	X
019	ME283367.020	HOSE PUR 1,5/2,7 TRANSPARENT	1,60	m	X
020	ME345711.032	HOSE PUR C.Flex 6/4 100m GREEN	1,50	m	X
021	ME283368.007	HOSE CALIBRATED 4x0,75-BL	0,70	M	X
022	V622.62-00-02	CONNECTOR	1,00	PC.	X
023	ME321822.014	NUT 4-601.8-00-34	2,00	PC.	X
901	ME341413.064	CABLE LiYY 6x0.25mm2	1,70	m	X
902	ME374060.016	HOUSING NSG25-6	2,00	PC.	X
903	ME372010.141	CRIMP CONTACT NSK 25-0	12,00	PC.	X
904	ME341418.015	WIRE HO7V-K 1,5 WH WHITE	3,40	M	X
905	ME375000.011	INSULATED CRIMP FITTING -NITI 1,5X8 BK BLACK	4,00	PC.	
906	V400.01-01-46	LABEL SB		PC.	

PZ 23_119_22/09/2023

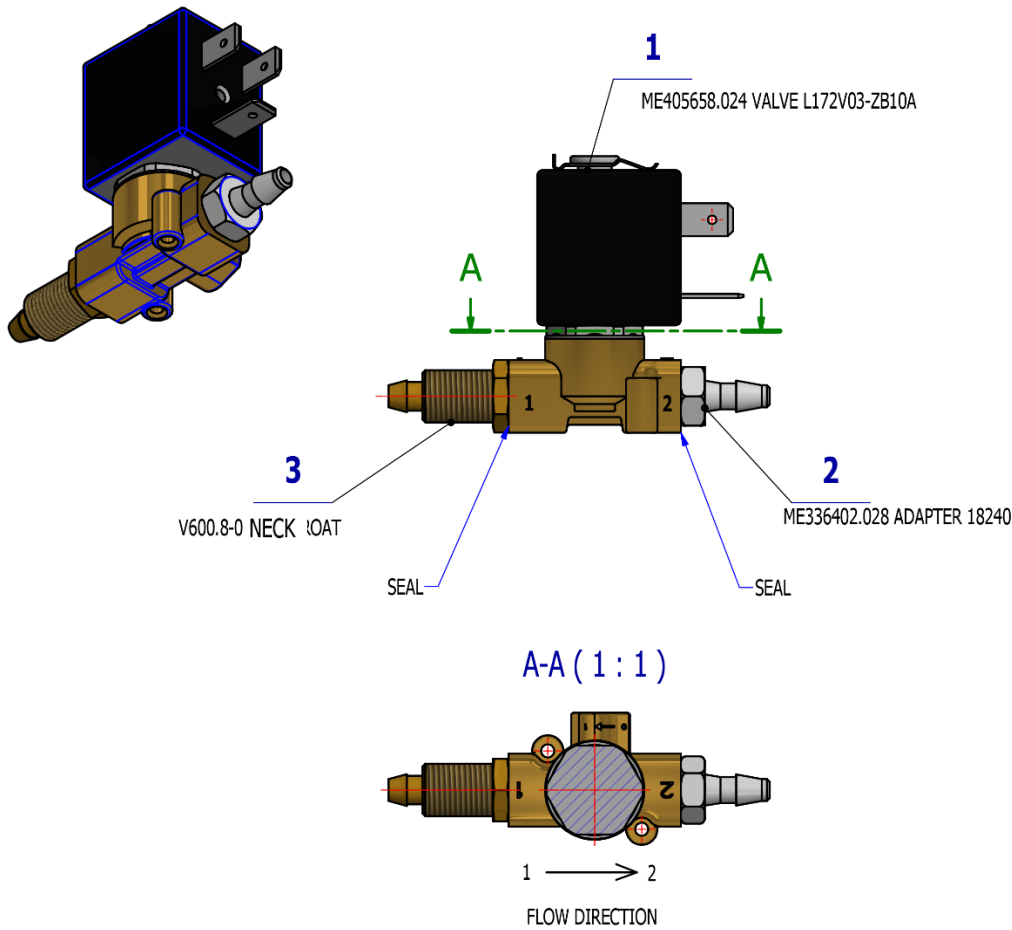


Pos. 13 - GREEN CLEAN WK must be ordered separately.

7 VALVES

7.1 VALVE SIRAI ZB10A ASSEMBLY - A653-350-070-0

Item No.	Product name	SP
A653-350-070-0	VALVE SIRAI ZB10A ASSEMBLY	X



Pos.	Item no.	Product name	QTY	Unit	SP
001	ME405658.024	VALVE L172V03-ZB10A	1,00	PC.	X
002	ME336402.028	ADAPTER 18240 BRASS	1,00	PC.	X
003	V600.8-00-39	THROAT	1,00	PC.	X

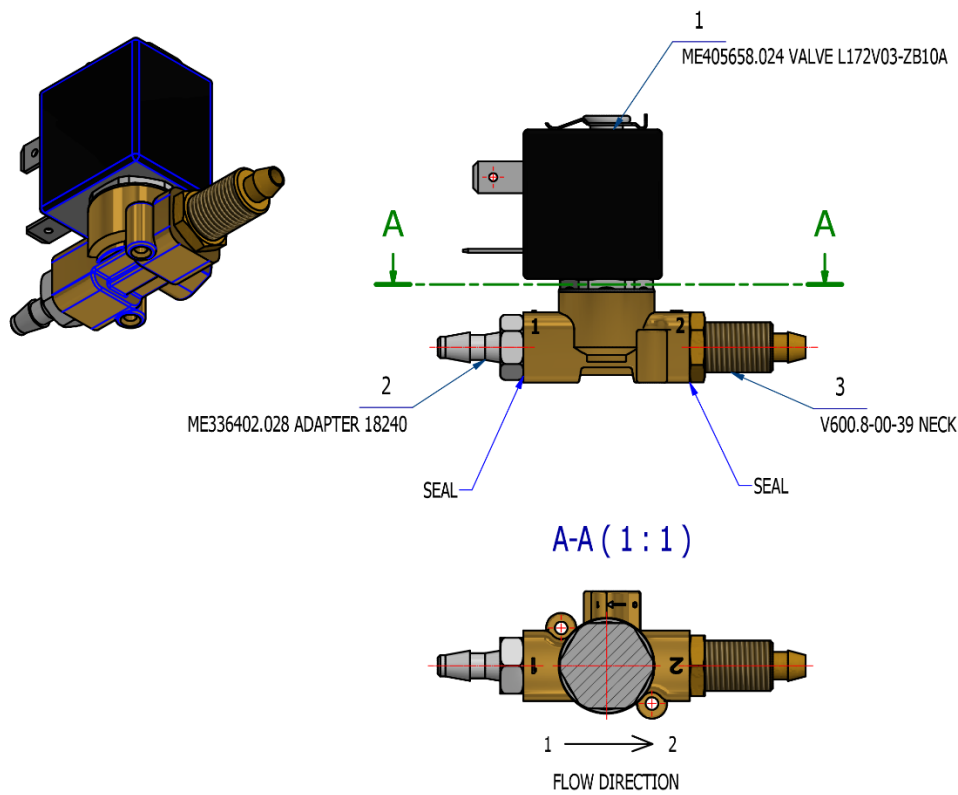
01/12/2022



VALVE SIRAI ZB10A ASSEMBLY - A653-350-070-0 is used in:
EJECTOR ACCESSORY IN CB - A658-430-000-0

7.2 VALVE SIRAI ZB10A LARGE EJEKTOR - A653-350-073-0

Item No.	Product name	SP
A653-350-073-0	VALVE SIRAI ZB10A LARGE EJEKTOR	X



Pos.	Item no.	Product name	QTY	Unit	SP
001	ME405658.024	VALVE L172V03-ZB10A	1,00	PC.	X
002	ME336402.028	ADAPTER 18240 BRASS	1,00	PC.	X
003	V600.8-00-39	THROAT	1,00	PC.	X

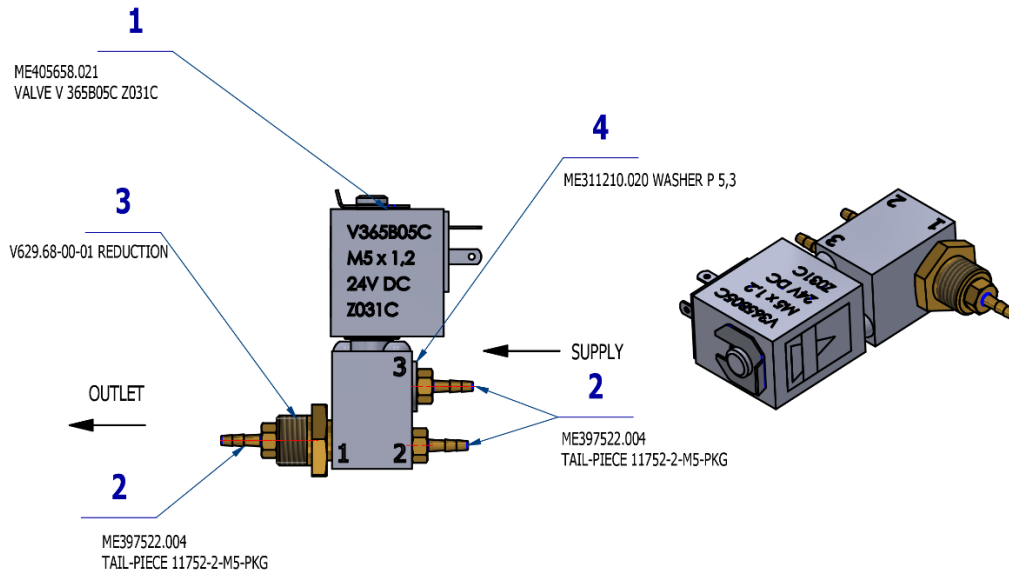
16/02/2023



VALVE SIRAI ZB10A LARGE EJEKTOR - A653-350-073-0 is used in:
LARGE EJEKTOR ACCESSORIES - A658-431-000-0

7.3 VALVE V365B01G-ZE30A – ASSEMBLY 2 - A653-450-020-0

Item No.	Product name	SP
A653-450-020-0	VALVE V365B01G-ZE30A – ASSEMBLY 2	X



Pos.	Item no.	Product name	QTY	Unit	SP
001	ME405658.021	VALVE V365B01G-ZE30A, M5x1,2 24V DC	1,00	PC.	X
002	ME397522.004	TAIL-PIECE 11752-2-M5-PKG	3,00	PC.	X
003	V629.68-00-01	REDUCTION	1,00	PC.	X
004	ME311210.020	WASHER P 5,3	1,00	PC.	X

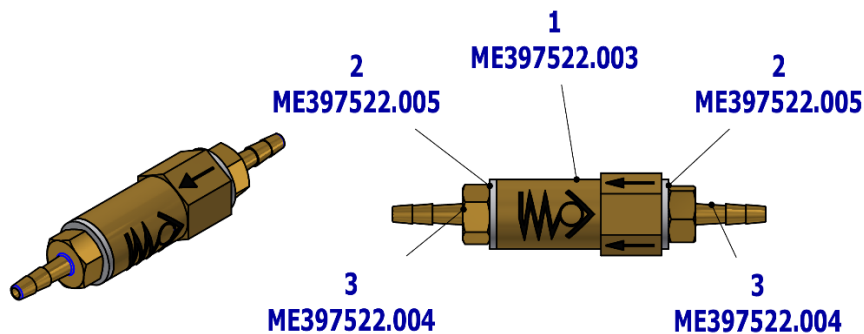
PZ_22_014_14/03/2022



VALVE V365B01G-ZE30A – ASSEMBLY 2 - A653-450-020-0 is used in:
CENTRAL ACCESSORIES - A658-450-000-0

7.4 CHECK VALVE, ASSEMBLY - A653-450-021-0

Item No.	Product name	SP
A653-450-021-0	CHECK VALVE, ASSEMBLY	X



Pos.	Item no.	Product name	QTY	Unit	SP
001	ME397522.003	CHECK VALVE MCV-2-M5	1,00	PC.	X
002	ME397522.005	SEAL 11761-4-PKG	2,00	PC.	X
003	ME397522.004	TAIL-PIECE 11752-2-M5-PKG	2,00	PC.	X

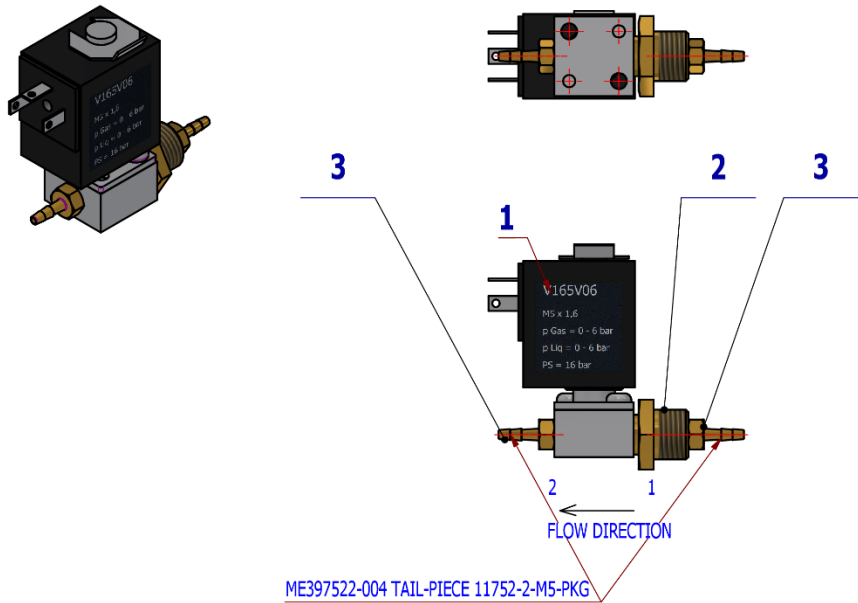
PZ_22_014_14/03/2022



CHECK VALVE, ASSEMBLY - A653-450-021-0 is used in:
CENTRAL ACCESSORIES - A658-450-000-0
DISINFECTION ACCESSORY WITH FUNNEL – A658-471-000-0

7.5 VALVE Z031C ASSEMBLY - A653-470-150-0

Item No.	Product name	SP
A653-470-150-0	VALVE Z031C ASSEMBLY	X



Pos.	Item no.	Product name	QTY	Unit	SP
001	ME405658.018	VALVE V 165V06 ZE30C	1,00	PC.	X
002	V629.68-00-01	REDUCTION	1,00	PC.	X
003	ME397522.004	TAIL-PIECE 11752-2-M5-PKG	2,00	PC.	X

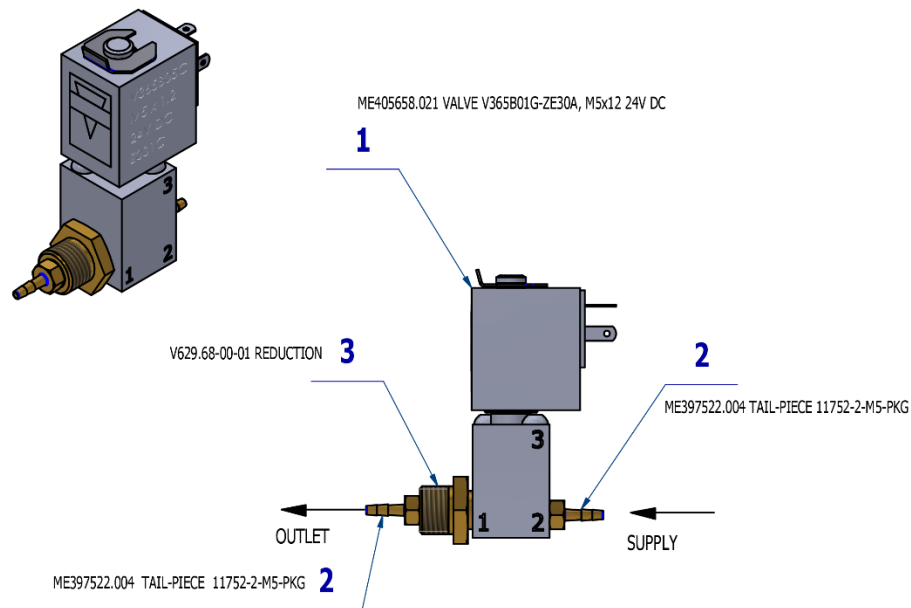
PZ_22_014_14/03/2022



VALVE Z031C ASSEMBLY - A653-470-150-0 is used in:
DECONTAMINATION ACCESSORY - A658-470-000-0
DISINFECTION ACCESSORY WITH FUNNEL – A658-471-000-0

7.6 VALVE V365B01G-ZE30A, M5x12 24V DC – ASSEMBLY 3 - A653-350-008-0

Item No.	Product name	SP
A653-350-008-0	VALVE V365B01G-ZE30A, M5x12 24V DC – ASSEMBLY 3	X



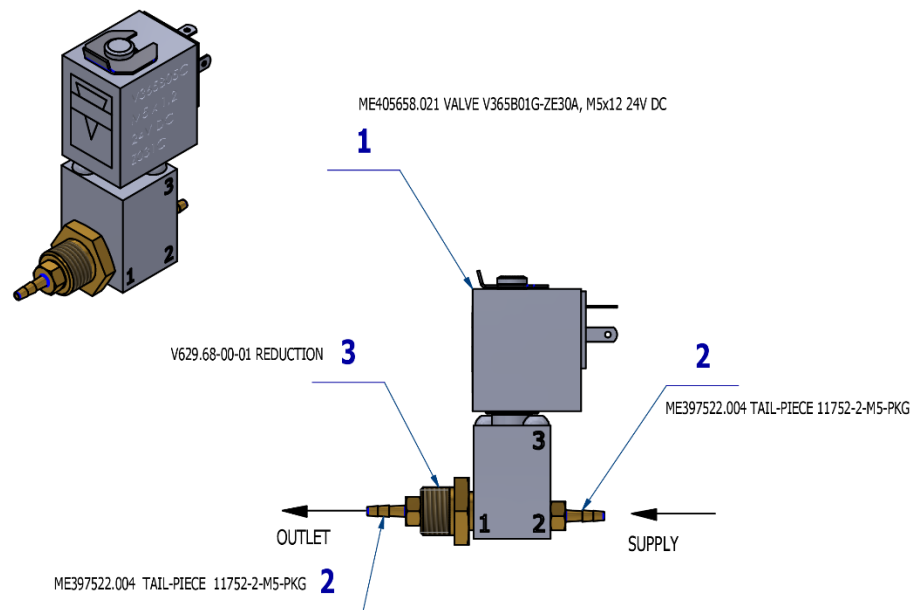
Pos.	Item no.	Product name	QTY	Unit	SP
001	ME405658.021	VALVE V365B01G-ZE30A, M5x1,2 24V DC	1,00	PC.	X
002	ME397522.004	TAIL-PIECE 11752-2-M5-PKG	2,00	PC.	X
003	V629.68-00-01	REDUCTION	1,00	PC.	X



VALVE V365B01G-ZE30A, M5x12 24V DC – ASSEMBLY 3 - A653-350-008-0 is used in:
DEPRESSURIZATION BOTTLE ACCESSORY – A658-473-000-0

7.7 VALVE V365B01G-ZE30A, M5x12 24 V DC – ASSEMBLY 3 - A653-350-008-0

Item No.	Product name	SP
A653-350-008-0	VALVE V365B01G-ZE30A, M5x12 24V DC – ASSEMBLY 3	X



Pos.	Item no.	Product name	QTY	Unit	SP
001	ME405658.021	VALVE V365B01G-ZE30A, M5x1,2 24V DC	1,00	PC.	X
002	ME397522.004	TAIL-PIECE 11752-2-M5-PKG	2,00	PC.	X
003	V629.68-00-01	REDUCTION	1,00	PC.	X



VALVE V365B01G-ZE30A, M5x12 24V DC – ASSEMBLY 3 - A653-350-008-0 is used in:
DEPRESSURIZATION BOTTLE ACCESSORY – A657-473-000-0

8 SUCTION SYSTEMS – ADDITIONAL ITEMS

Item no.	Product name		QTY	Unit	SP
ME4043000.027	CLEANING SET CATTANI GREY		1,00	PC.	X
ME443000.110	CLEANING SET GREEN A CLEAN M2		1,00	PC.	X
ME443000.115	ORO-CUP CONTAINER		1,00	PC.	X
ME443000.111	ALPRON 1L		1,00	PC.	X
ME443000.131	GREEN CLEAN WK		1,00	PC.	X

B CHAIR



1 CHAIR WITH 3RD MOVEMENT
A517-001-000-0



2 CHAIR WITHOUT 3RD MOVEMENT
A517-002-000-1



3 HEADRESTS



HEADREST 3D A516-100-000-0



HEADREST 2D A516-101-000-0



4 ARMRESTS



ARMREST RIGHT A516-200-000-0
ARMREST LEFT A516-201-000-0



5 UPHOLSTERED
AND SEAMED PARTS




6 CHAIR COVER




7 CHAIR ACCESSORIES



CHILD BOOSTER SEAT
ME283000.077



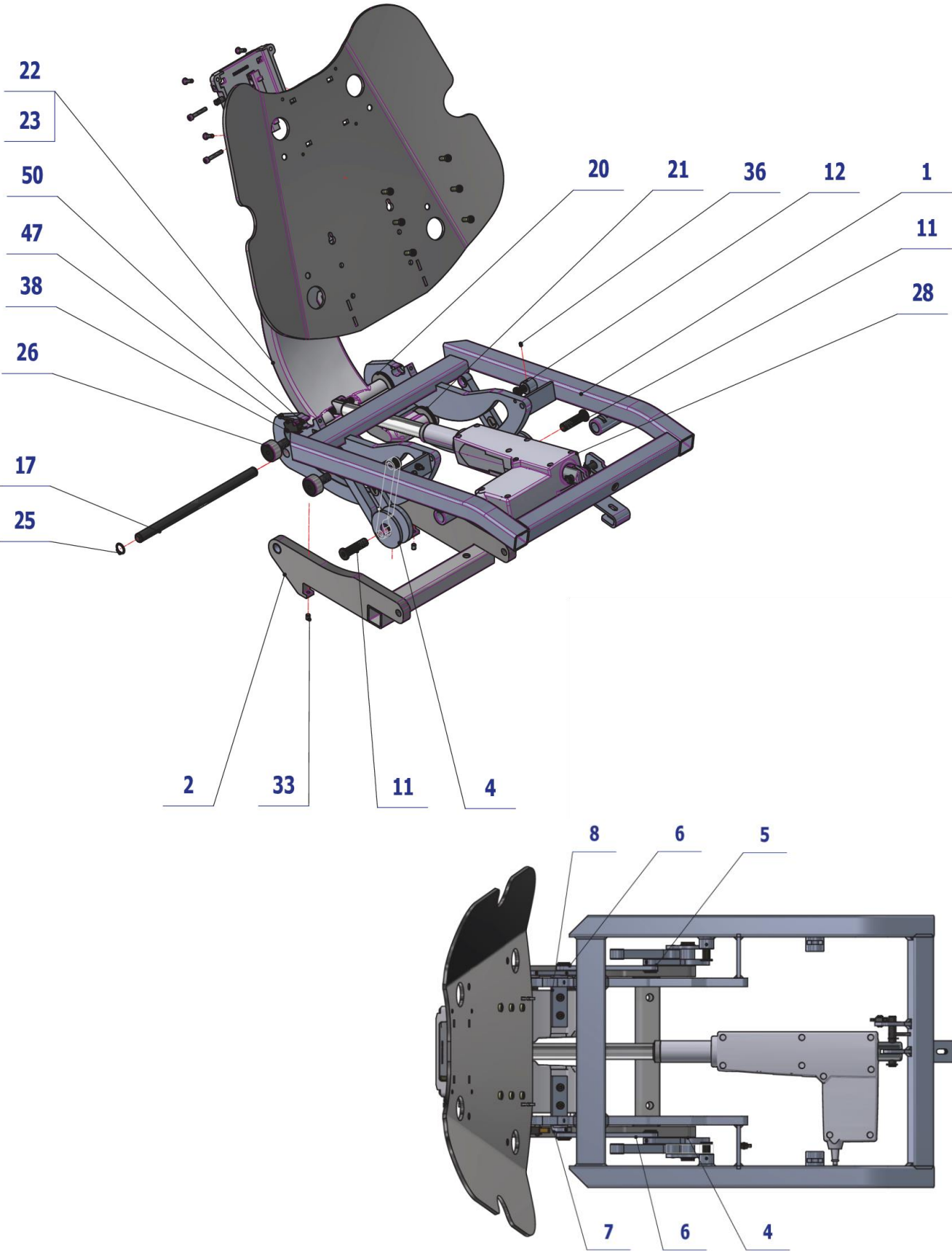
PROTECTIVE SEAT
ME285000.120

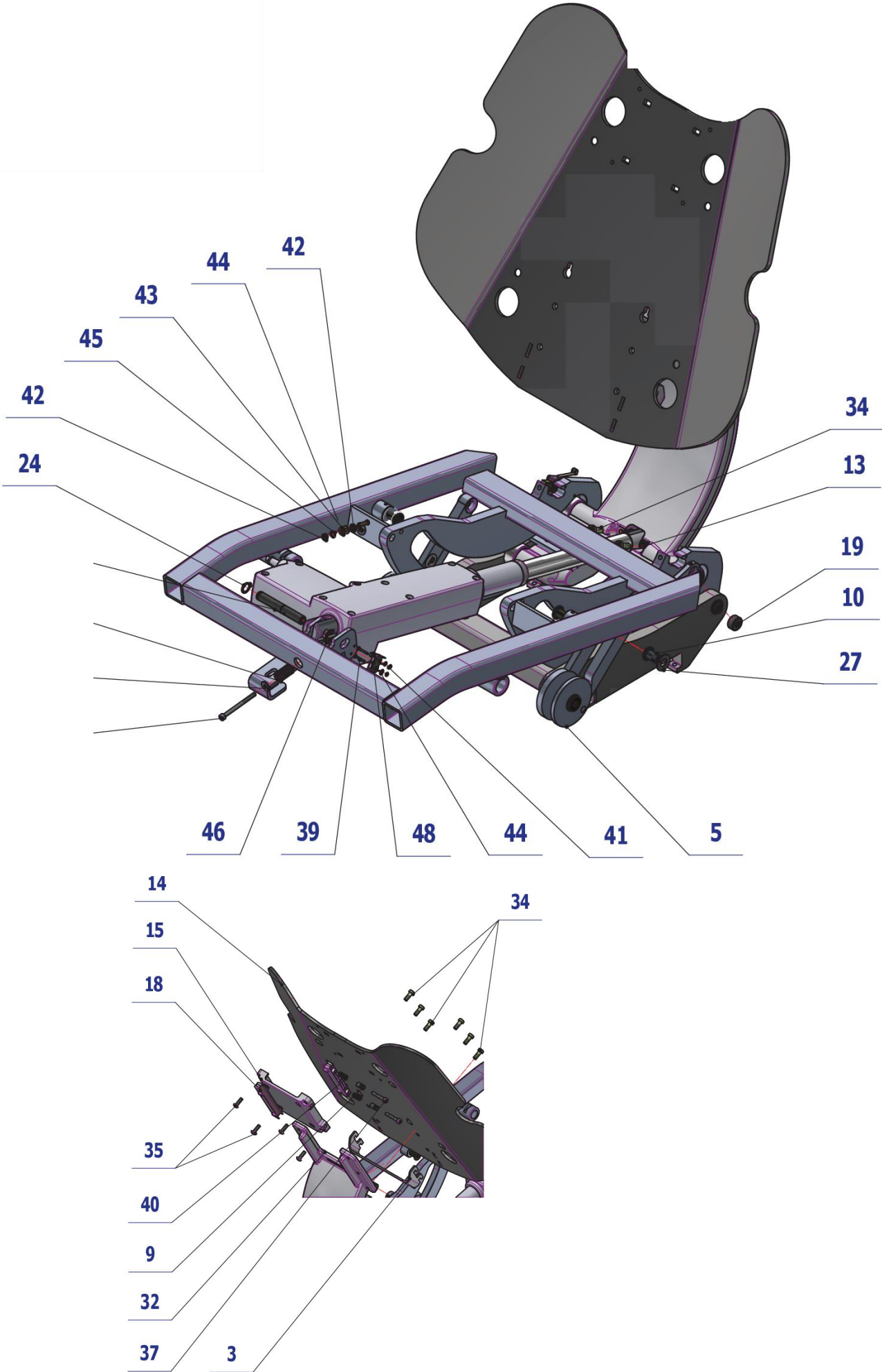


PROTECTIVE SEAT COVER
ME283000.133
ME283000.134
ME283000.135

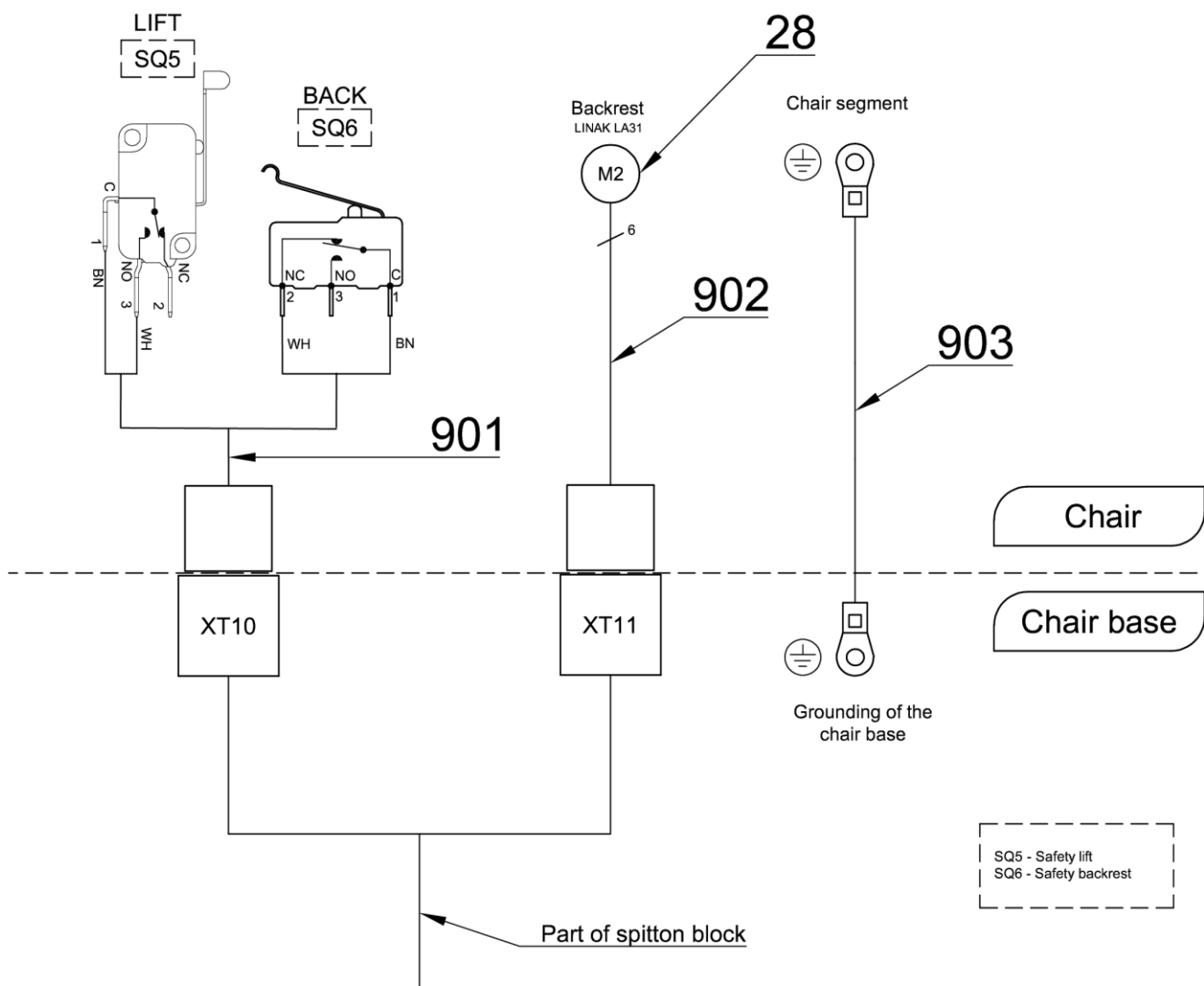
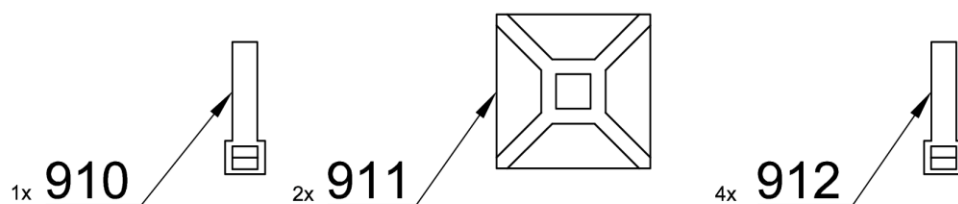
1 CHAIR WITH 3rd MOVEMENT – A517-001-000-0

Item No.	Product name	SP
A517-001-000-0_K-001	CHAIR WITH 3 RD MOVEMENT / UNPAINTED	X
A517-001-000-0_K-005	CHAIR WITH 3 RD MOVEMENT / WHT2_MATTE	X





BK - Black (čierna)
BN - Brown (hnedá)
BU - Blue (modrá)
GN - Green (zelená)
GNYE - Green/Yellow
GY - Grey (sivá)
OG - Orange (oranžová)
PK - Pink (ružová)
RD - Red (červená)
VT - Violet (fialová)
WH - White (biela)
YE - Yellow (žltá)



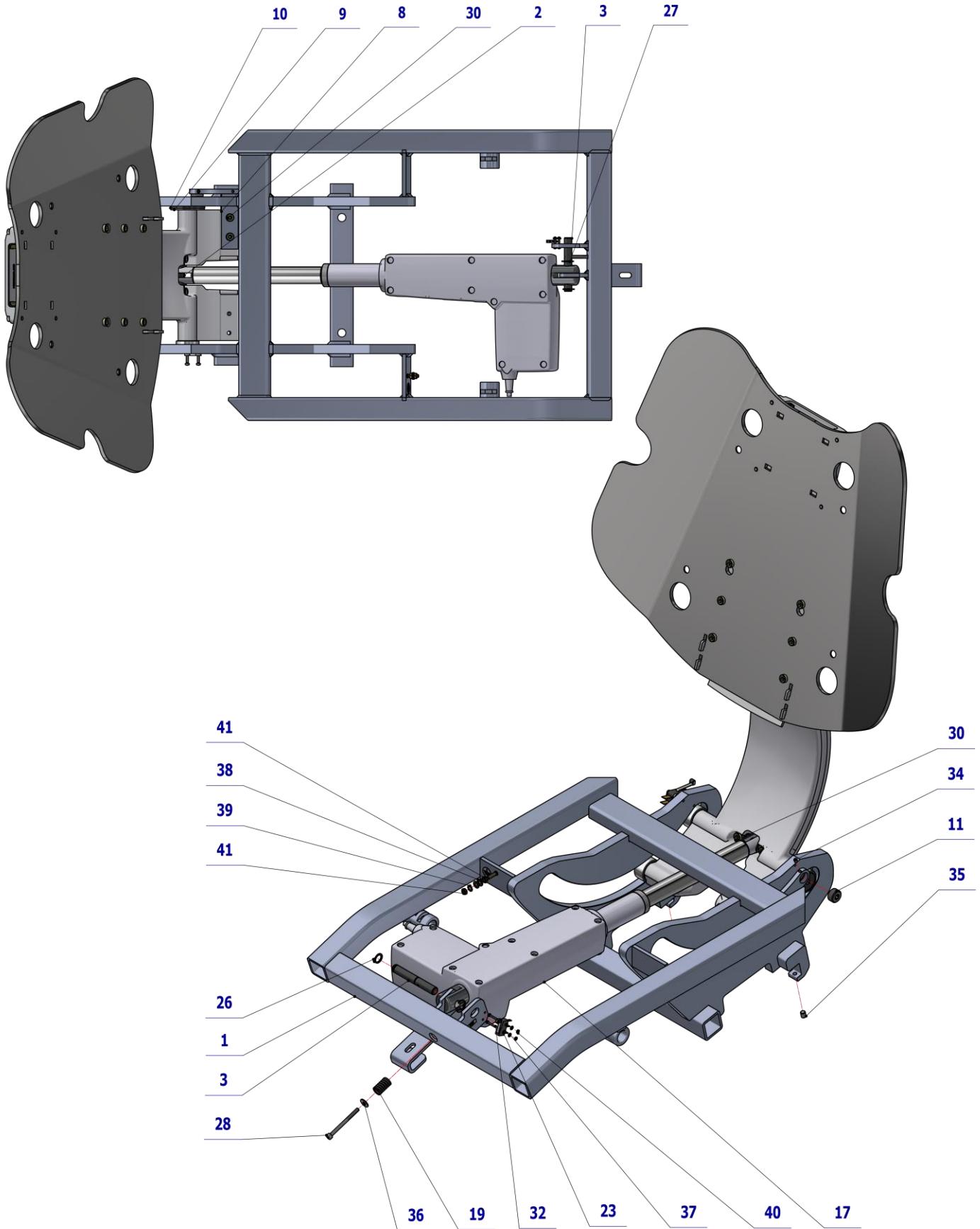
Pos.	Item no.	Product name	QTY	Unit	SP
001	V516-022-000-0	SEAT CARRIER COMPLETE 3P	1.00	PC.	X
002	V517-001-000-0	DIVIDED CABINET WITH 3rd MOVEMENT	1.00	PC.	X
003	V516-001-014-0	BLIND / WHT2_MAT	OPT.	PC.	X
004	V516-028-000-0	SEAT LIFT R	1.00	PC.	X
005	V516-029-000-0	SEAT LIFT L	1.00	PC.	X
006	V516-027-000-0	ROD WITH KU	2.00	PC.	X
007	V516-001-018-0	CONSOLE	1.00	PC.	X
008	V516-001-033-0	CONSOLE	1.00	PC.	X
009	V516-001-017-0	SCREW M8-M5	2.00	PC.	X
010	V516-001-019-0	SCREW M10x1	4.00	PC.	X

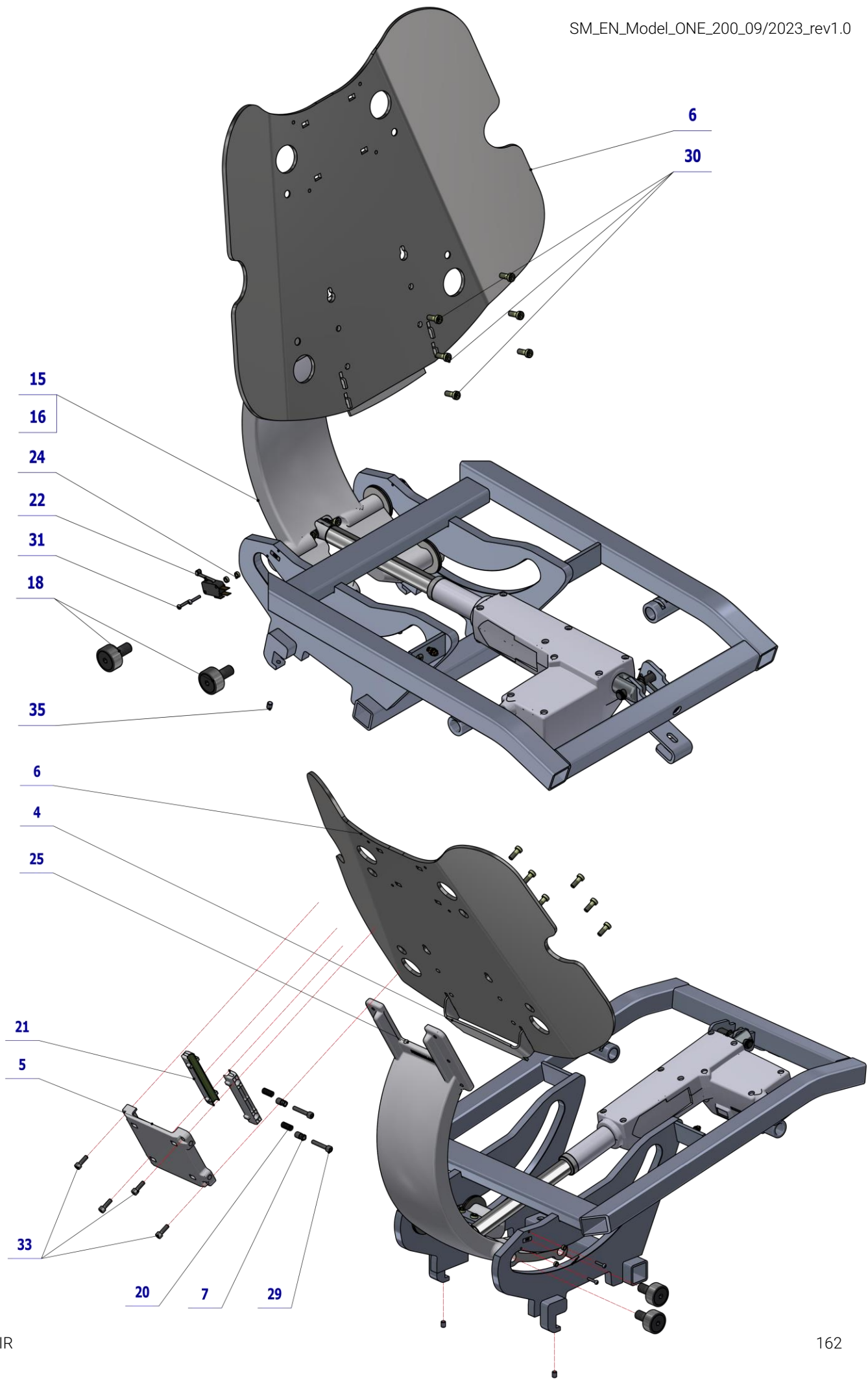
011	V516-001-020-0	SCREW M12x1	2.00	PC.	X
012	V516-001-021-0	SCREW M10x1	2.00	PC.	X
013	V516-001-013-0	STUD 7	1.00	PC.	X
014	V516-001-016-0	BACK SUPPORT CARRIER	1.00	PC.	X
015	V516-001-015-0	LEAD HOLDER	1.00	PC.	X
016	V511.01-00-21.2	STUD P.J. UPPER	1.00	PC.	X
017	V516-001-034-0	STUD 8	1.00	PC.	X
018	V516-100-031-0	LEAD STRIP	2.00	PC.	X
019	V516-001-053-0	SCREW M16x1,5	2.00	PC.	X
020	V516-001-022-0	WASHER KU	2.00	PC.	X
021	V516-001-023-0	WASHER	2.00	PC.	X
023	V516-001-029-0	SEGMENT WITH BLADES / WHT2_MAT	OPT.	PC.	X
022	V516-001-024-0	SEGMENT PAINTED / WHT2_MAT	OPT.	PC.	X
024	ME311733.001	LOCK RING P 10 MZ	1.00	PC.	X
025	ME311733.033	LOCK RING P14	2.00	PC.	X
026	ME323427.073	BEARING KR30	4.00	PC.	X
027	ME323427.080	CASE 10WC10	4.00	PC.	X
028	ME358221.064	POWER UNIT LINAK LA 31	1.00	PC.	X
029	ME311212.020	WASHER P 4,3	1.00	PC.	X
030	ME309543.116	SCREW M 4X50	1.00	PC.	X
031	ME315170.063	COMPRESSION SPRING TL2000x120x0190	1.00	PC.	X
032	ME273141.019	BUMPON SJ 5382 P 6,4	1.00	PC.	X
033	ME309287.016	SCREW M 6X8	2.00	PC.	X
034	ME309542.012	SCREW M 6x16	12.00	PC.	X
035	ME309231.073	SCREW M 5X16	4.00	PC.	X
036	ME309281.082	SCREW M 4X6	8.00	PC.	X
037	ME309543.018	SCREW M 5X30	2.00	PC.	X
038	ME309255.049	SCREW M 3X16	2.00	PC.	X
039	ME309255.082	SCREW M 2X14	2.00	PC.	X
040	ME315000.045	SPRING TL 1250x076x0170	2.00	PC.	X
041	ME311120.081	NUT M 2	2.00	PC.	X
042	ME311180.004	NUT M 4	2.00	PC.	X
043	ME311280.004	WASHER MS P 4,3	2.00	PC.	X
044	ME311210.034	WASHER P 2,2	2.00	PC.	X
045	ME311214.002	WASHER P 4,3	1.00	PC.	X
046	ME311732.008	LOCK RING P 9 ZN	1.00	PC.	X
047	ME374415.020	MICROSWITCH OMRON V-166-1C5	1.00	PC.	X
048	ME374415.035	MICROSWITCH OMRON SS-5GL2T	1.00	PC.	X
050	ME321822.073	SPACER WASHER	2.00	PC.	X
051	ME735552.115	GROUNDING 4-2240.017	1.00	PC.	
052	V400.01-00-61	LABEL SQ5		PC.	
053	V400.01-00-62	LABEL SQ6		PC.	
055	A516-101-000-0>>	HEADREST / WHT2_MATTE	OPT.	PC.	X
054	A516-100-000-0>>	HEADREST 3D / WHT2_MATTE	OPT.	PC.	X
058	A517-010-000-0>>	CHAIR COVER	OPT.	PC.	X
058	A517-010-000-0>>	CHAIR COVER / WHT2_MATTE	OPT.	PC.	X
901	ME374100.106	WIRES CHAIR – SQ5, SQ6	1.00	PC.	X
902	ME374100.109	CABLE BUNDLE FOR CHAIR – 0.61m	1.00	PC.	X
903	ME374100.066	WIRE GNYE FOR M2	1.00	PC.	X
910	ME397900.012	CABLE TIE CIMCO – 181361	1.00	PC.	
911	ME345711.034	CLAMP F0505 HC 101	2.00	PC.	
912	ME397800.015	CABLE TIE F0301 CV-200	4.00	PC.	

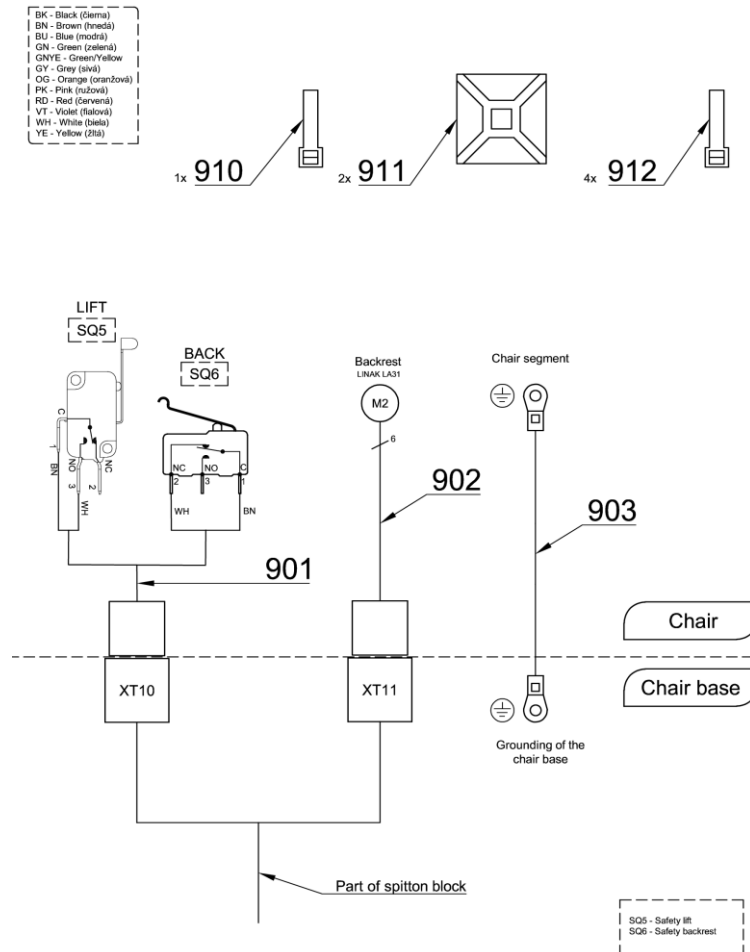
PZ_23_064_11/05/2023

2 CHAIR WITHOUT 3_{rd} MOVEMENT – A517-002-000-1

Item No.	Product name	SP
A517-002-000-1_K-001	CHAIR WITHOUT 3 RD MOVEMENT / UNPAINTED	X
A517-002-000-1_K-005	CHAIR WITHOUT 3 RD MOVEMENT / WHT2_MATTE	X







Pos.	Item no.	Product name	QTY	Unit	SP
001	V517-002-012-0	SEAT CARRIER WITHOUT 3 RD MOVEMENT	1.00	PC.	X
002	V516-001-013-0	STUD 7	1.00	PC.	X
003	V511.01-00-21.2	STUD P.J. UPPER	1.00	PC.	X
004	V516-001-014-0	BLIND / WHT2_MATTE	OPT.	PC.	X
005	V516-001-015-0	GUIDE HOLDER	1.00	PC.	X
006	V516-001-016-0	BACKREST HOLDER	1.00	PC.	X
007	V516-001-017-0	SCREW M8-M5	2.00	PC.	X
008	V516-001-033-0	CONSOLE	1.00	PC.	X
009	V516-001-022-0	WASHER KU	2.00	PC.	X
010	V516-001-023-0	WASHER	2.00	PC.	X
011	V516-001-053-0	SCREW M16x1,5	2.00	PC.	X
012	V400.01-00-61	LABEL SQ5		PC.	X
013	V400.01-00-62	LABEL SQ6		PC.	X
014	ME735552.115	GROUNDING SYMBOL 4-2240.017	1.00	PC.	X
015	V516-001-024-0	SEGMENT PAINTED / WHT2_MATTE	OPT.	PC.	X
016	V516-001-029-0	SEGMENT WIITH GROOVE PAINTED / WHT2_MATTE	OPT.	PC.	X
017	ME358221.064	DRIVE UNIT LINAK LA 31	1.00	PC.	X
018	ME323427.073	BEARING KR30	4.00	PC.	X
019	ME315170.063	COMPRESSION SPRING TL2000x120x0190	1.00	PC.	X
020	ME315000.045	SPRING TL 1250x076x0170	2.00	PC.	X
021	V516-100-031-0	GUIDE BAR	2.00	PC.	X
022	ME374415.020	MICROSWITCH OMRON V-166-1C5	1.00	PC.	X
023	ME374415.035	MICROSWITCH OMRON SS-5GL2T	1.00	PC.	X
024	ME321822.073	SPACER WASHER	2.00	PC.	X
025	ME273141.019	BUMPON SJ 5382 P 6,4	1.00	PC.	X
026	ME311733.001	LOCK RING P 10 MZ	1.00	PC.	X
027	ME311732.008	LOCK RING P 9 ZN	1.00	PC.	X
028	ME309543.116	SCREW M 4X50	1.00	PC.	X
029	ME309543.018	SCREW M 5X30	2.00	PC.	X
030	ME309542.012	SCREW M 6x16	10.00	PC.	X

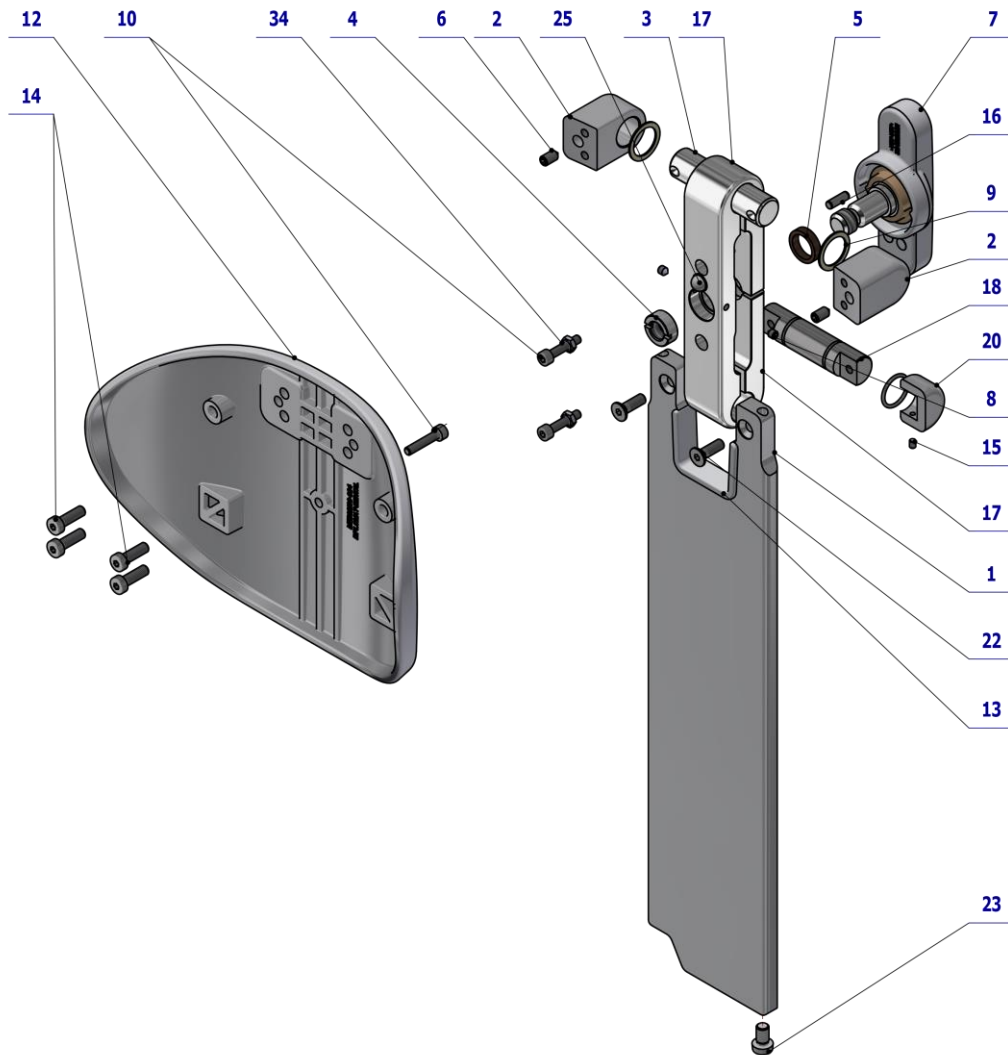
031	ME309255.049	SCREW M 3X16	2.00	PC.	X
032	ME309255.082	SCREW M 2X14	2.00	PC.	X
033	ME309231.073	SCREW M 5X16	4.00	PC.	X
034	ME309281.082	SCREW M 4X6	2.00	PC.	X
035	ME309287.016	SCREW M 6X8	2.00	PC.	X
036	ME311212.020	WASHER P 4,3	1.00	PC.	X
037	ME311210.034	WASHER P 2,2	2.00	PC.	X
038	ME311280.004	WASHER MS P 4,3	2.00	PC.	X
039	ME311214.002	WASHER P 4,3	1.00	PC.	X
040	ME311120.081	NUT M 2	2.00	PC.	X
041	ME311180.004	NUT M 4	2.00	PC.	X
042	A516-100-000-0	HEADREST 3D / WHT2_MATTE	OPT.	PC.	X
043	A516-101-000-0	HEADREST / WHT2_MATTE	OPT.	PC.	X
044	A517-102-000-0	HEADREST 3D PNEMATIC / WHT2_MATTE	OPT.	PC.	X
046	A517-010-000-0	CHAIR COVER / UNPAINTED	OPT.	PC.	X
046	A517-010-000-0	CHAIR COVER / WHT2_MATTE	OPT.	PC.	X
901	ME374100.106	WIRES CHAIR – SQ5, SQ6	1.00	PC.	X
902	ME374100.109	HARNESS FOR CHAIR – 0.61m	1.00	PC.	X
903	ME374100.066	WIRE GNYE FOR M2	1.00	PC.	X
910	ME397900.012	CABLE TIE CIMCO – 181361	1.00	PC.	
911	ME345711.034	CLAMP F0505 HC 101	2.00	PC.	
912	ME397800.015	CABLE TIE F0301 CV-200	4.00	PC.	

PZ_23_037_01/04/2023

3 HEADRESTS

3.1 HEADREST 2D – A516-101-000-0

Item No.	Product name	SP
A516-101-000-0_K-005	HEADREST / WHT2_MATTE	X



Pos.	Item no.	Product name	QTY	Unit	SP
001	V516-100-003-0	ALLUMINIUM BAR	1.00	PC.	X
002	V516-100-004-0	BASE	2.00	PC.	X
003	V516-100-011-0	STUD 10	1.00	PC.	X
004	V516-100-012-0	NUT TR12x3	1.00	PC.	X
005	V516-100-014-0	BRONZE WASHER	1.00	PC.	X
006	ME311120.090	SCREW M 5X10	2.00	PC.	X
007	ME321822.102	BRAKE HANDLE	1.00	PC.	X
008	ME311120.044	SCREW M 4X5	2.00	PC.	X
009	ME273114.041	RING S0.8x15x20	2.00	PC.	X
010	ME020000.008	SCREW M 4X20 A2	3.00	PC.	X
012	V516-100-019-0	HEADREST / WHT2_MATTE	1.00	PC.	X
013	ME321822.101	STOP	1.00	PC.	X
014	ME309542.005	SCREW M 5x16	4.00	PC.	X
015	ME309287.034	SCREW M 3x4	2.00	PC.	X
016	ME311565.019	PIN P 4h8X12 CYLINDRICAL	1.00	PC.	X
017	V516-100-001-0	CLAMP BODY	1.00	PC.	X
018	V516-100-009-0	STUD 9	1.00	PC.	X
019	V516-100-005-0	COVER 15P	1.00	PC.	X
020	V516-100-006-0	COVER 15L	1.00	PC.	X
021	ME311733.035	LOCK RING P 16	2.00	PC.	X
022	ME307991.028	SCREW M 5X16 A2	2.00	PC.	X

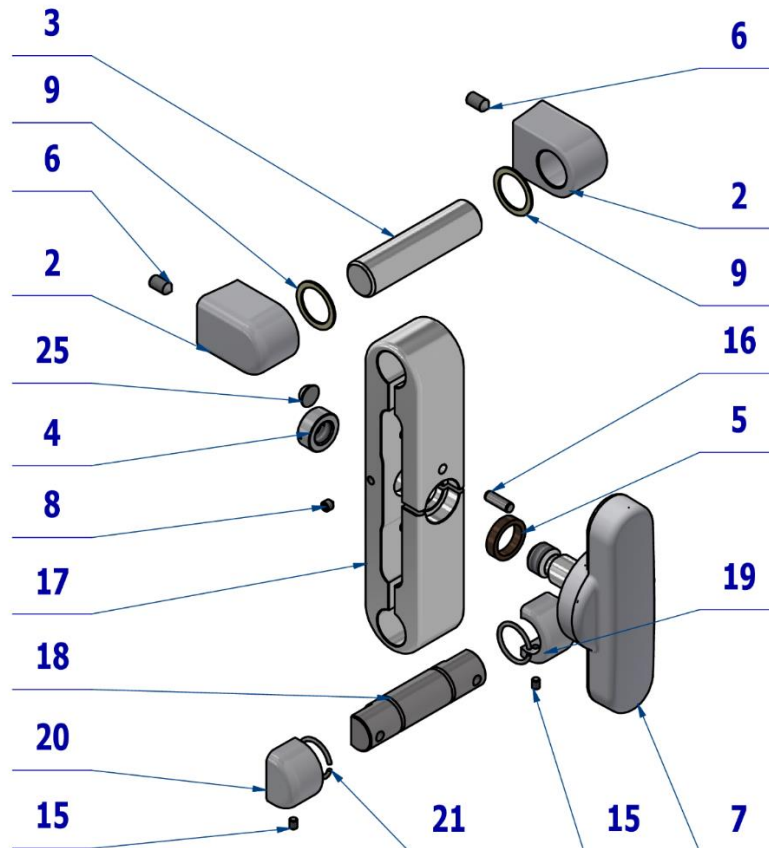
023	ME309231.015	SCREW M 6X10 PA 6.6	1.00	PC.	X
025	ME273141.014	BUMPON SJ 5306 P 9.5	1.00	PC.	X
033	V516-100-025-0	ADJUSTMENT KEY FOR HEADREST		PC.	
034	ME311120.114	NUT M 4 A2	2.00	PC.	X

PZ_23_008_27/03/2023

Pos. **33** ADJUSTMENT KEY FOR HEADREST must be ordered separately.

3.1.1 KIT HEADREST – A653-999-030-0

Item No.	Product name	SP
A653-999-030-0_K-001	KIT HEADREST	X

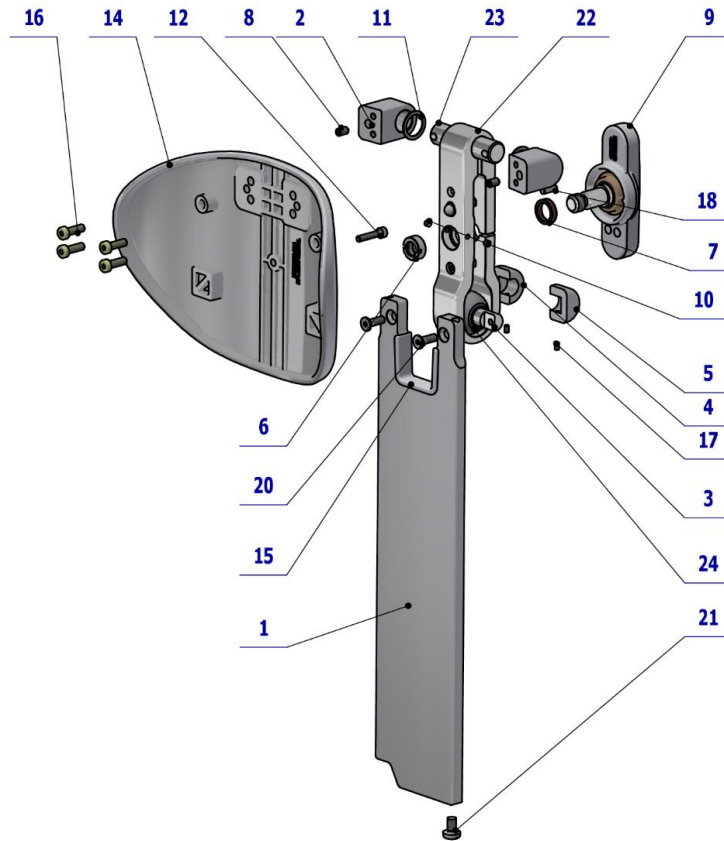


Pos.	Item no.	Product name	QTY	Unit	SP
002	V516-100-004-0	STUD	2.00	PC.	
003	V516-100-011-0	STUD10	1.00	PC.	
004	V516-100-012-0	NUT TR12x3	1.00	PC.	
005	V516-100-014-0	BRONZE WASHER	1.00	PC.	
006	ME311120.090	SCREW M 5X10	2.00	PC.	
007	ME321822.102	BRAKE HANDLE	1.00	PC.	
008	ME311120.044	SCREW M 4X5	2.00	PC.	
009	ME273114.041	RING S0.8x15x20	2.00	PC.	
015	ME309287.034	SCREW M 3x4	2.00	PC.	
016	ME311565.019	PIN P 4h8X12 CYLINDRICAL	1.00	PC.	
017	V516-100-001-0	BODY	1.00	PC.	
018	V516-100-009-0	STUD 9	1.00	PC.	
019	V516-100-005-0	COVER 15P	1.00	PC.	
020	V516-100-006-0	COVER 15L	1.00	PC.	
021	ME311733.035	CIRCLE RING P 16	2.00	PC.	
025	ME273141.014	BUMPER BUMPON SJ 5306 P 9.5	1.00	PC.	
033	V516-100-025-0	HEADREST ADJUSTMENT KEY	1.00	PC.	

06/11/2021

3.2 HEADREST 3D – A516-100-000-0

Item No.	Product name	SP
A516-100-000-0_K-005	HEADREST 3D / WHT2_MATTE	X



Pos.	Item no.	Product name	QTY	Unit	SP
001	V516-100-003-0	ALUMINIUM TRIM	1.00	PC.	X
002	V516-100-004-0	BASE	2.00	PC.	X
003	V516-100-010-0	BOWL STUD	1.00	PC.	X
004	V516-100-007-0	COVER 12P	1.00	PC.	X
005	V516-100-008-0	COVER 12L	1.00	PC.	X
006	V516-100-012-0	NUT TR12x3	1.00	PC.	X
007	V516-100-014-0	BRONZE WASHER	1.00	PC.	X
008	ME311120.090	SCREW M 5X10	4.00	PC.	X
009	ME321822.102	BRAKE HANDLE	1.00	PC.	X
010	ME311120.044	SCREW M 4X5	2.00	PC.	X
011	ME273114.041	RING S0.8x15x20	2.00	PC.	X
012	ME020000.008	SCREW M 4X20 A2	3.00	PC.	X
014	V516-100-019-0	HEADREST / WHT2_MATTE	1.00	PC.	X
015	ME321822.101	STOP	1.00	PC.	X
016	ME309542.005	SCREW M 5X16	4.00	PC.	X
017	ME309543.077	SCREW M 3x5	2.00	PC.	X
018	ME311565.019	PIN P 4h8X12 CYLINDRICAL	1.00	PC.	X
020	ME307991.028	SCREW M 5X16 A2	2.00	PC.	X
021	ME309231.015	SCREW M 6X10 PA 6.6	1.00	PC.	X
022	V516-100-002-0	BOWL STUD BODY	1.00	PC.	X
023	V516-100-011-0	STUD 10	1.00	PC.	X
024	V511.16-00-08	SPHERE	1.00	PC.	X
025	ME273141.014	BUMPER BUMPON SJ 5306 P 9.5	1.00	PC.	X
026	ME311120.114	NUT M 4 A2	2.00	PC.	X
033	V516-100-025-0	HEADREST ADJUSTMENT KEY		PC.	X

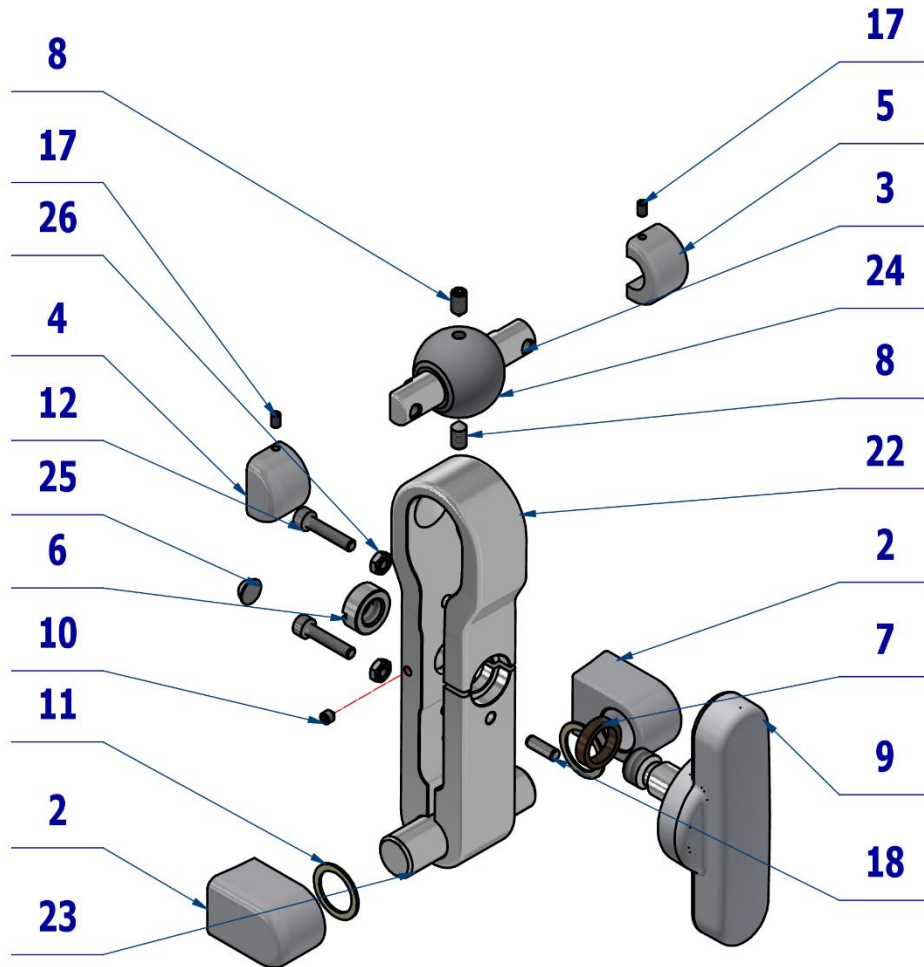
PZ_22_168_22/12/2022



Pos. 33 ADJUSTMENT KEY FOR HEADREST must be ordered separately.

3.2.1 KIT HEADREST 3D – A653-999-029-0

Item No.	Product name	SP
A653-999-029-0_K-001	KIT HEADREST 3D	X



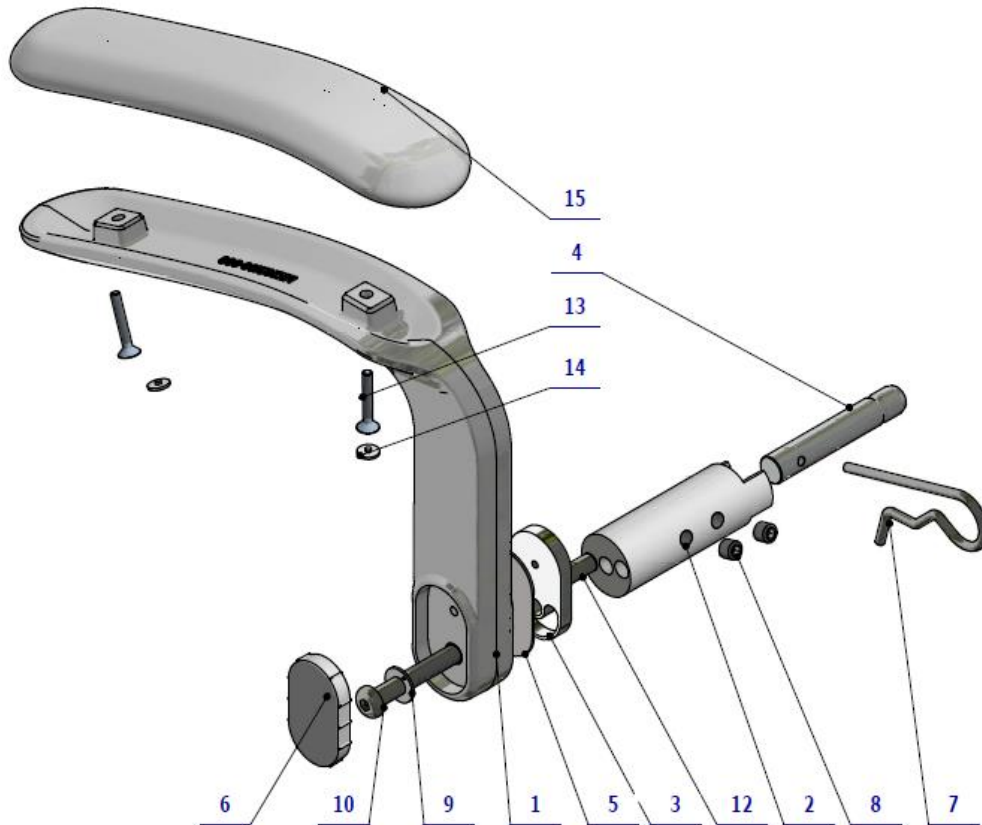
Pos.	Unit no.	Product name	QTY	Unit	SP
002	V516-100-004-0	STUD	2.00	PC.	
003	V516-100-010-0	BALL STUD	1.00	PC.	
004	V516-100-007-0	COVER 12P	1.00	PC.	
005	V516-100-008-0	COVER 12L	1.00	PC.	
006	V516-100-012-0	NUT TR12x3	1.00	PC.	
007	V516-100-014-0	BRONZE WASHER	1.00	PC.	
008	ME311120.090	SCREW M 5X10	4.00	PC.	
009	ME321822.102	BRAKE HANDLE	1.00	PC.	
010	ME311120.044	SCREW M 4X5	2.00	PC.	
011	ME273114.041	RING S0.8x15x20	2.00	PC.	
012	ME020000.008	SCREW M 4X20 A2	2.00	PC.	
017	ME309543.077	SCREW M 3x5	2.00	PC.	
018	ME311565.019	PIN P 4h8X12 CYLINDRICAL	1.00	PC.	
022	V516-100-002-0	BALL BODY	1.00	PC.	
023	V516-100-011-0	STUD 10	1.00	PC.	
024	V511.16-00-08	SPHERE	1.00	PC.	
025	ME273141.014	BUMPER BUMPON SJ 5306 P 9.5	1.00	PC.	
026	ME311120.114	NUT M 4 A2	2.00	PC.	
033	V516-100-025-0	HEADREST ADJUSTMENT KEY	1.00	PC.	

04/11/2021

4 ARMRESTS

4.1 ARMREST RIGHT – A516-200-000-0

Item No.	Product name	SP
A516-200-000-0_K-001	ARMREST RIGHT / UNPAINTED	X
A516-200-000-0_K-005	ARMREST RIGHT / WHT2_MATTE	X



Pos.	Item no.	Product name	QTY	Unit	SP
001	V516-200-002-0	ARMREST, PAINTED / WHT2_MATTE	OPT.	PC.	X
009	ME323427.080	BUSHING 10WC10	1.00	PC.	X
002	V516-200-003-0	ARMREST ARM/ WHT2_MATTE	OPT.	PC.	X
003	V516-200-004-0	STOP	1.00	PC.	X
004	V516-200-005-0	ARMREST STUD	1.00	PC.	X
005	V516-200-006-0	STOP WASHER	1.00	PC.	X
007	V516-200-007-0	SIMPLE COTTER PIN 5 MODIFIED	1.00	PC.	X
006	ME321822.097	ARMREST, COVER	OPT.	PC.	X
006	V516-001-108-0	ARMREST, COVER/WHT2_MATTE	OPT.	PC.	X
010	V516-200-009-0	SCREW M10x70	1.00	PC.	X
012	ME311565.109	PIN P 10x32 h6	1.00	PC.	X
013	ME307991.013	SCREW M 5X35 A2	2.00	PC.	X
014	ME321000.103	PLASTIC COVER, WHITE M5 HEXAGONAL	2.00	PC.	X
008	ME309281.093	SCREW M 10X10	2.00	PC.	X
015	ME288200.074	MODEL PRO_UPHOL_HAND_SL		PC	

PZ 21_023_OS_13/10/2021



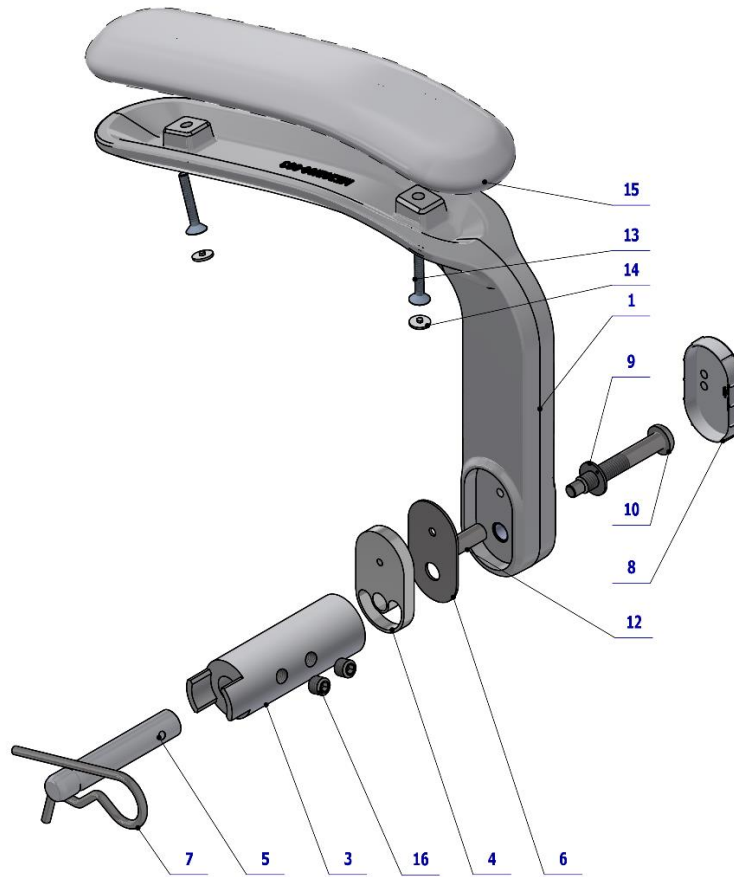
Pos. **15** MODEL PRO_UPHOL_HAND_SL
must be ordered separately according to chapter 5 - UPHOLSTERED AND SEAMED PARTS.



A torque wrench must be used to tighten the screw. 19Nm

4.2 ARMREST LEFT – A516-201-000-0

Item No.	Product name	SP
A516-201-000-0_K-001	ARMREST LEFT / UNPAINTED	X
A516-201-000-0_K-005	ARMREST LEFT / WHT2_MATTE	X



Pos.	Item no.	Product name	QTY	Unit	SP
001	V516-200-002-0	ARMREST, PAINTED / WHT2_MATTE	OPT.	PC.	X
003	V516-200-003-0	UNDERARM ARM / WHT2_MATTE	OPT.	PC.	X
004	V516-200-004-0	STOP	1.00	PC.	X
005	V516-200-005-0	ARMRESTU STUD	1.00	PC.	X
006	V516-200-006-0	STOP WASHER	1.00	PC.	X
007	V516-200-007-0	LATCH SIMPLE 5	1.00	PC.	X
008	ME321822.097	ARMREST COVER	OPT.	PC.	X
008	V516-001-108-0	ARMREST COVER/ WHT2_MATTE	OPT.	PC.	X
009	ME323427.080	SLEEVE 10WC10	1.00	PC.	X
010	V516-200-009-0	SCREW M10x70	1.00	PC.	X
012	ME311565.109	PIN P 10x32 h6	1.00	PC.	X
013	ME307991.013	SCREW M 5X35 A2	2.00	PC.	X
014	ME321000.103	PLASTIC COVER WHITE M5 HEXAGONAL	2.00	PC.	X
015	ME288200.074	MODEL PRO_UPHOL_HAND_SL / CREAM		PC.	
016	ME309281.093	SCREW M 10X10	2.00	PC.	X

PZ 21_023_OS_13/10/2021




Pos. **15** MODEL PRO_UPHOL_HAND_SL / CREAM
must be ordered separately according to chapter 5 - UPHOLSTERED AND SEAMED PARTS.



A torque wrench must be used to tighten the screw. 19Nm

5 UPHOLSTERED AND SEAMED PARTS



Choose type of upholstery kit, based on the original upholstery of the customers unit.
For choosing a surface finish use [Digital upholstery catalogue 2023](#).

SEAMED UPHOLSTERY

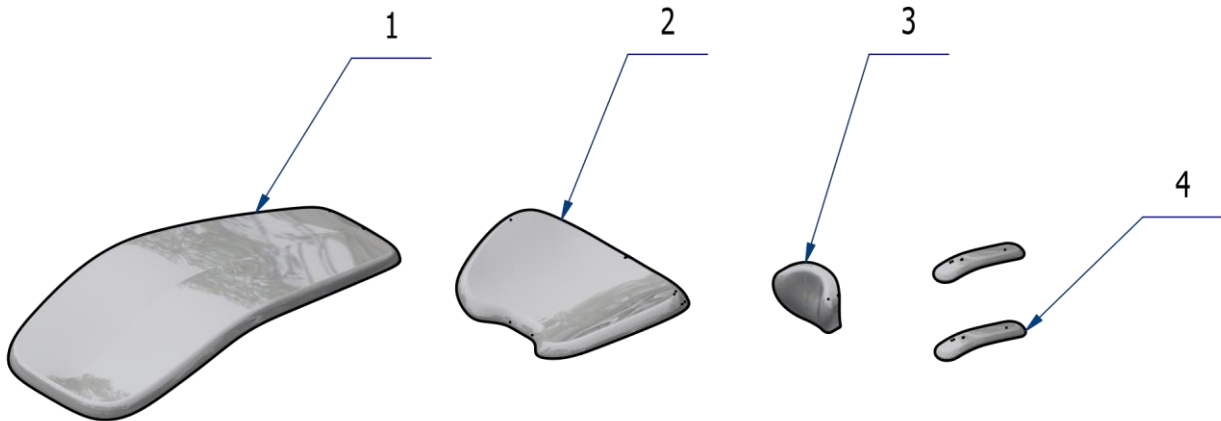


SEAMLESS UPHOLSTERY



5.1KIT SEAMLESS UPHOLSTERY STANDARD – A653-999-037-0

Item No.	Product name	SP
A653-999-037-0	KIT SEAMLESS UPHOLSTERY STANDARD	X

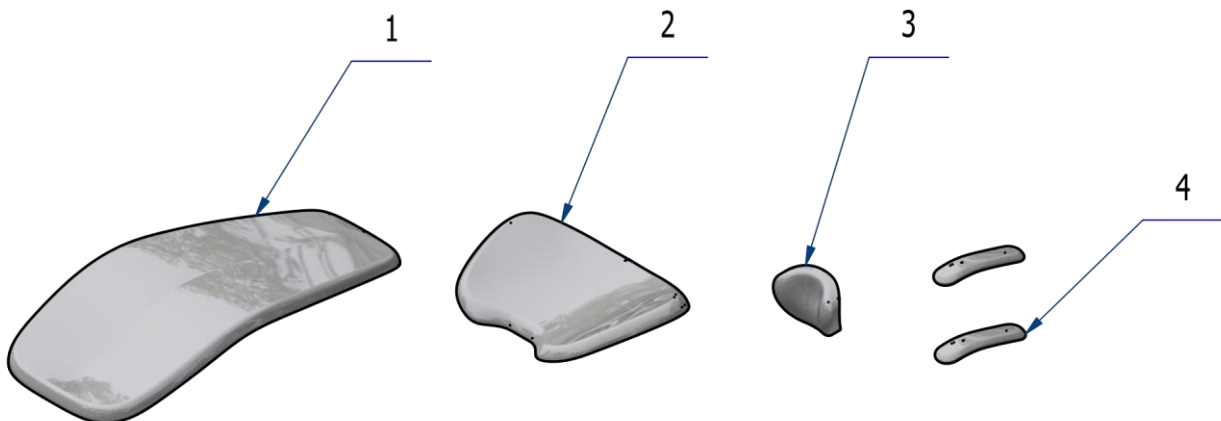


Pos.	Item number	Product name	QTY	Unit	SP
001	ME288200.071	MODEL PRO_UPHOL_SEAT_SL_PVC	1,00	PC.	
002	ME288200.072	MODEL PRO_UPHOL_BACK_PL_SL	1,00	PC.	
003	ME288200.073	MODEL PRO_UPHOL_HEAD_SL	1,00	PC.	
004	ME288200.074	MODEL PRO_UPHOL_HAND_SL	2,00	PC.	
005	A516-400-003-0	UPHOLSTERY PACKAGE MODEL PRO 500, 700, MODEL ONE 100	1,00		

18/01/2023

5.2KIT SEAMLESS UPHOLSTERY SPECIAL_SPECIAL PLUS – A653-999-038-0

Item No.	Product name	SP
A653-999-038-0	KIT SEAMLESS UPHOLSTERY SPECIAL_SPECIAL PLUS	X

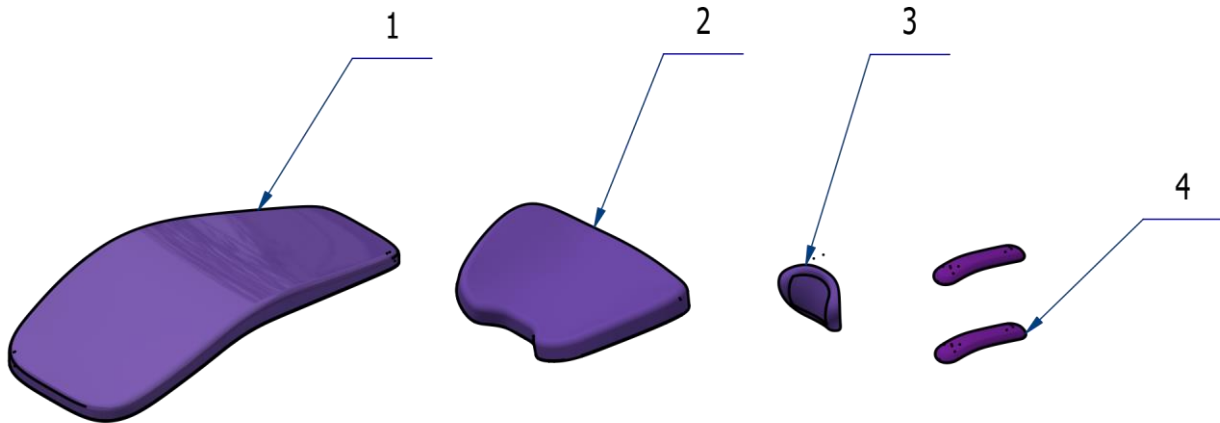


Pos.	Item no.	Product name	QTY	Unit	SP
001	ME288200.071	MODEL PRO_UPHOL_SEAT_SL_PVC	1,00	PC.	
002	ME288200.072	MODEL PRO_UPHOL_BACK_PL_SL	1,00	PC.	
003	ME288200.073	MODEL PRO_UPHOL_HEAD_SL	1,00	PC.	
004	ME288200.074	MODEL PRO_UPHOL_HAND_SL	2,00	PC.	
005	A516-400-003-0	UPHOLSTERY PACKAGE MODEL PRO 500, 700, MODEL ONE 100	1,00	PC.	

18/01/2023

5.3KIT SEAMED UPHOLSTERY – A653-999-039-0

Item No.	Product name	SP
A653-999-039-0	KIT SEAMED UPHOLSTERY	X

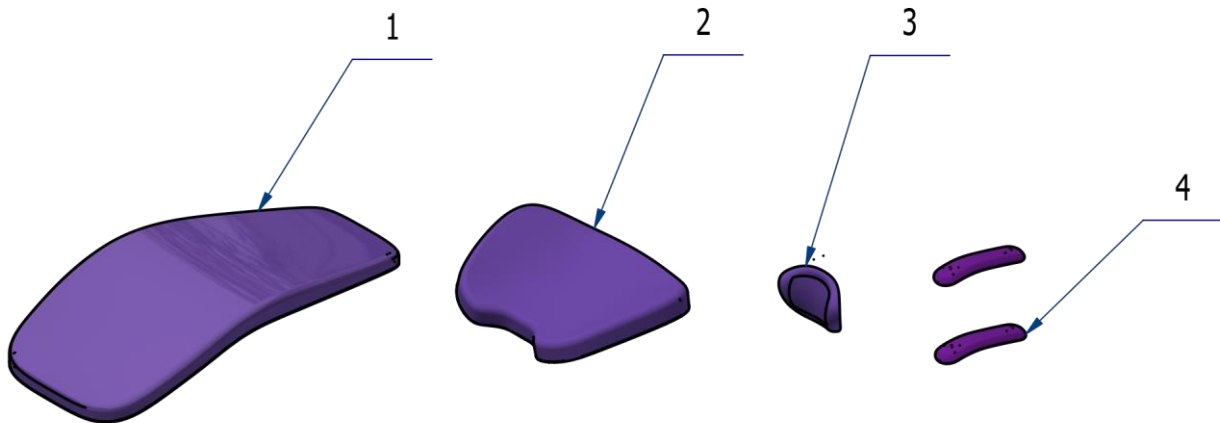


Pos.	Item no.	Product name	QTY	Unit	SP
001	ME288200.075	MODEL PRO_UPHOL_SEAT_S_PVC	1,00	PC.	
002	ME288200.076	MODEL PRO_UPHOL_BACK_PL_S	1,00	PC.	
003	ME288200.077	MODEL PRO_UPHOL_HEAD_S	1,00	PC.	
004	ME288200.078	MODEL PRO_UPHOL_HAND_S	2,00	PC.	
005	A516-400-003-0	UPHOLSTERY PACKAGE MODEL PRO 500, 700, MODEL ONE 100	1,00	PC.	

18/01/2023

5.4KIT SEAMED UPHOLSTERY SPECIAL_SPECIAL PLUS – A653-999-041-0

Item No.	Product name	SP
A653-999-041-0	KIT SEAMED UPHOLSTERY SPECIAL_SPECIAL PLUS	X

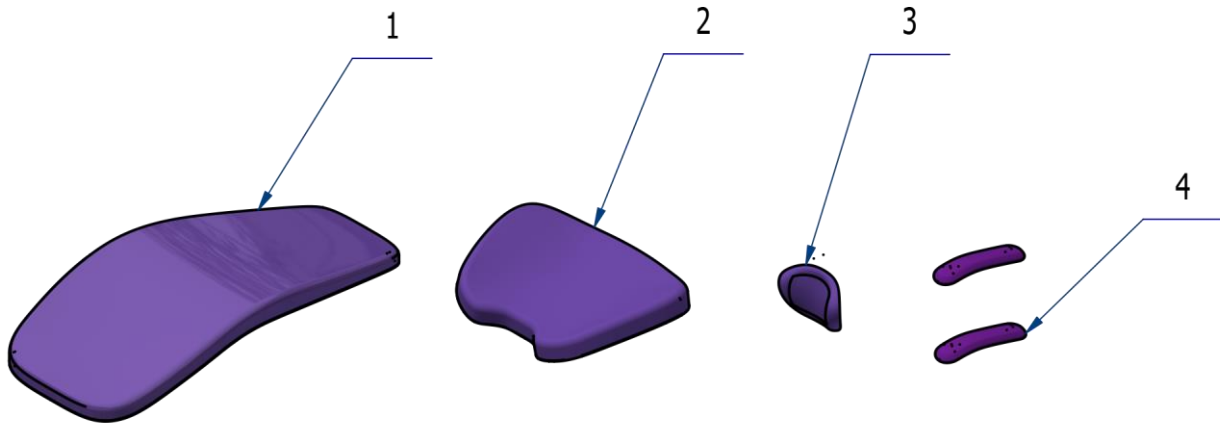


Pos.	Item no.	Product name	QTY	Unit	SP
001	ME288200.075	MODEL PRO_UPHOL_SEAT_S_PVC	1,00	PC.	
002	ME288200.076	MODEL PRO_UPHOL_BACK_PL_S	1,00	PC.	
003	ME288200.077	MODEL PRO_UPHOL_HEAD_S	1,00	PC.	
004	ME288200.078	MODEL PRO_UPHOL_HAND_S	2,00	PC.	
005	A516-400-003-0	UPHOLSTERY PACKAGE MODEL PRO 500, 700, MODEL ONE 100	1,00	PC.	

18/01/2023

5.5KIT SEAMED UPHOLSTERY ACTIVE FOAM PREMIUM – A653-999-040-0

Item No.	Product name	SP
A653-999-040-0	KIT SEAMED UPHOLSTERY ACTIVE FOAM PREMIUM	X

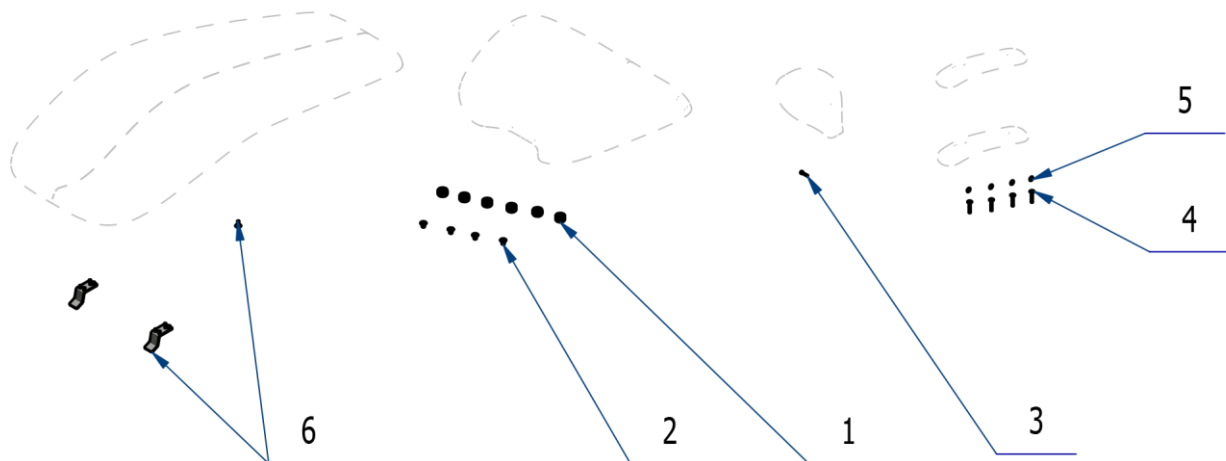


Pos.	Item no.	Product name	QTY	Unit	SP
001	ME288200.075	MODEL PRO_UPHOL_SEAT_S_PVC	1,00	PC.	
002	ME288200.076	MODEL PRO_UPHOL_BACK_PL_S	1,00	PC.	
003	ME288200.077	MODEL PRO_UPHOL_HEAD_S	1,00	PC.	
004	ME288200.078	MODEL PRO_UPHOL_HAND_S	2,00	PC.	
005	A516-400-003-0	UPHOLSTERY PACKAGE MODEL PRO 500, 700, MODEL ONE 100	1,00	PC.	

18/01/2023

5.6KIT UPHOLSTERY ATTACHMENT NON-CONVERTIBLE UNIT – A653-999-079-0

Item No.	Product name	SP
A653-999-079-0	KIT UPHOLSTERY ATTACHMENT NON-CONVERTIBLE UNIT	X

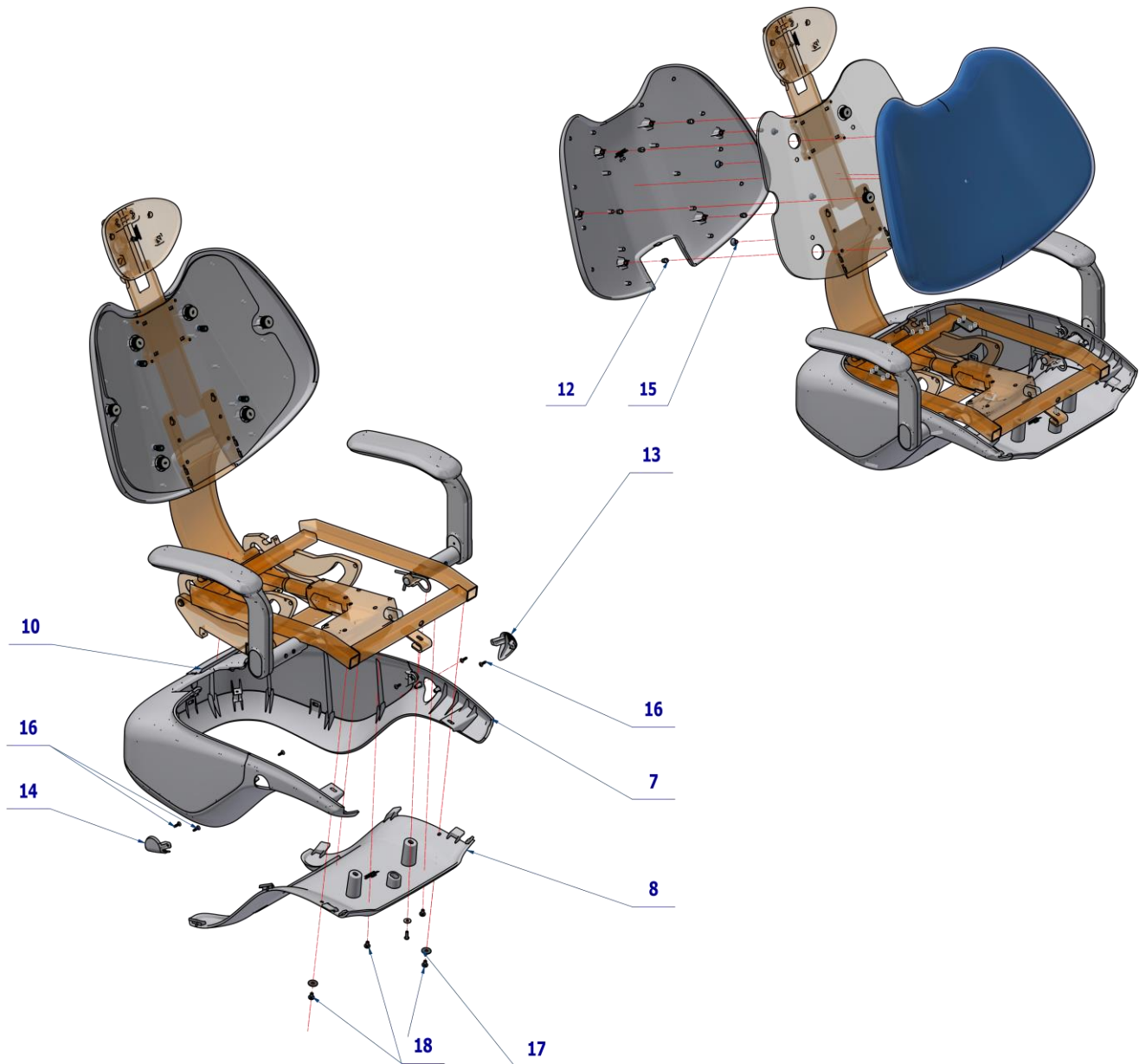


Pos.	Item no.	Product name	QTY	Unit	SP
001	ME321822.094	CLIP A	6,00	PC.	
002	ME307991.019	SCREW M 8X12	4,00	PC.	
003	ME020000.008	SCREW M 4X20 A2	1,00	PC.	
004	ME307991.013	SCREW M 5X35 A2	4,00	PC.	
005	ME321000.103	PLASTIC COVER, WHITE M5 HEXAGONAL	4,00	PC.	
006	A516-001-049-0	ACC. FIXED SEAT MOUNTING	1,00	PC.	

05/10/2023

6 CHAIR COVER – A517-010-000-0

Item No.	Product name	SP
A517-010-000-0_K-001	CHAIR COVER / UNPAINTED	X
A517-010-000-0_K-005	CHAIR COVER / WHT2_MATTE	X



Pos.	Item no.	Product name	QTY	Unit	SP
001	A516-001-049-0	ACC. FIXED SEAT MOUNTING	1.00	PC.	
002	A516-200-000-0>>	ARMREST RIGHT	OPT.	PC.	X
002	A516-200-000-0>>	ARMREST RIGHT / WHT2_MATTE	OPT.	PC.	X
003	A516-201-000-0>>	ARMREST LEFT	OPT.	PC.	X
003	A516-201-000-0>>	ARMREST LEFT / WHT2_MATTE	OPT.	PC.	X
004	ME288200.071	MODEL PRO_UPHOL_SEAT_SL_PVC / Cream		PC.	
005	ME288200.072	MODEL PRO_UPHOL_BACK_PL_SL / Cream		PC.	
006	ME288200.073	MODEL PRO_UPHOL_HEAD_SL / Cream		PC.	
007	A516-001-060-0>>	SEAT FRAME COVER UNPAINTED	OPT.	PC.	X
007	V516-001-103-0	UNDERSEAT COVER UNPAINTED / WHT2_MATTE	OPT.	PC.	X
008	ME321822.104	LOWER CHAIR COVER-LIFT	OPT.	PC.	X
008	V517-001-101-0	LOWER CHAIR COVER-LIFT / WHT2_MATTE	OPT.	PC.	X
009	A516-001-038-0>>	REAR BACKREST/ UNPAINTED	OPT.	PC.	X
009	A516-001-038-0>>	REAR BACKREST/ WHT2_MATTE	OPT.	PC.	X

010	ME321822.086	UNDERSEAT COVER BLIND	OPT.	PC.	X
010	V516-001-102-0	UNDERSEAT COVER BLIND / WHT2_MATTE	OPT.	PC.	X
011	ME321822.094	CLIP A	6.00	PC.	
012	ME321822.095	CLIP B	6.00	PC.	
013	ME321822.088	UNDERHAND BLIND LEFT	OPT.	PC.	X
013	V516-001-105-0	UNDERHAND BLIND LEFT / WHT2_MATTE	OPT.	PC.	X
014	ME321822.087	UNDERHAND BLIND RIGHT	OPT.	PC.	X
014	V516-001-106-0	UNDERHAND BLIND RIGHT / WHT2_MATTE	OPT.	PC.	X
015	ME307991.019	SCREW M 8X12	4.00	PC.	X
016	ME307001.010	SCREW STP31 4x14 - H2	4.00	PC.	X
017	ME311212.022	WASHER P 6x20 BN 732	2.00	PC.	X
018	ME309255.094	SCREW M 6x10	4.00	PC.	X
019	ME627439.008	VELCRO 3M DUAL LOCK	0.17	M	X

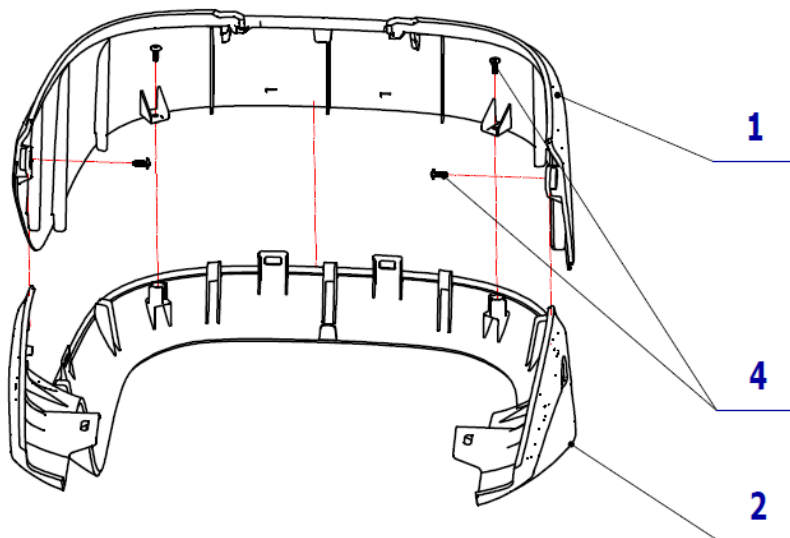
PZ_23_039_07/04/2023



Pos. 4 MODEL PRO_UPHOL_SEAT_SL_PVC
 5 MODEL PRO_UPHOL_BACK_PL_SL
 6 MODEL PRO_UPHOL_HEAD_SL
 must be ordered separately according to chapter 5 - UPHOLSTERED AND SEAMED PARTS.

6.1 SEAT FRAME COVER – A516-001-060-0

Item No.	Product name	SP
A516-001-060-0_K-001	SEAT FRAME COVER	X

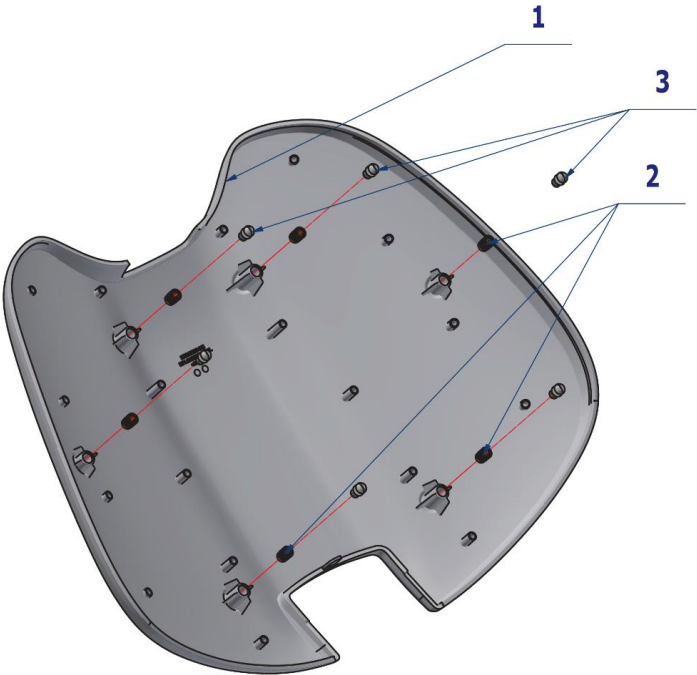


Pos.	Item number	Product name	QTY	Unit	SP
001	ME321822.084	SEAT FRAME UPPER	1.00	PC.	X
002	ME321822.085	SEAT FRAME LOWER	1.00	PC.	X
003	ME307001.010	SCREW STP31 4x14 H2	2.00	PC.	X
004	ME307001.011	SCREW STP31 4x12 H2	2.00	PC.	X

PZ_21_074_15/072021

6.2 REAR BACKREST - A516-001-038-0

Item No.	Product name	SP
A516-001-038-0_K-001	REAR BACKREST /UNPAINTED/	X
A516-001-038-0_K-005	REAR BACKREST /WHT2_MATTE/	X



Pos.	Unit no.	Product name	QTY	Unit	SP
002	ME311990.012	INSERT THREAD M8 BN 1936	6,00	PC.	X
003	ME321822.095	CLIP B	6,00	PC.	X
001	ME321822.091	REAR BACKREST	OPT.	PC.	X
001	V516-001-107-0	REAR BACKREST / WHT2_MATTE	OPT.	PC.	X

PZ_23_039_22/03/2023

7 CHAIR ACCESSORIES


7.1 CHILD BOOSTER SEAT - ME283000.077

Item No.	Product name	SP
ME283000.077	CHILD BOOSTER SEAT	X



7.2 PROTECTIVE SEAT - ME285000.120

Item No.	Product name	SP
ME285000.120	PROTECTIVE SEAT	X



7.3 PROTECTIVE SEAT COVER

Item No.	Product name	SP
ME283000.133	PROTECTIVE SEAT COVER - SEAMLESS	X



Choose PROTECTIVE SEAT COVER ME283000.133, if the unit has STANDARD version of upholstery.

Item No.	Product name	SP
ME283000.134	PROTECTIVE SEAT COVER - SEAMED	X




Choose PROTECTIVE SEAT COVER ME283000.134, if the unit has SPECIAL_SPECIAL PLUS version of upholstery.

Item No.	Product name	SP
ME283000.135	PROTECTIVE SEAT COVER - SEAMED EXTRA SOFT	X

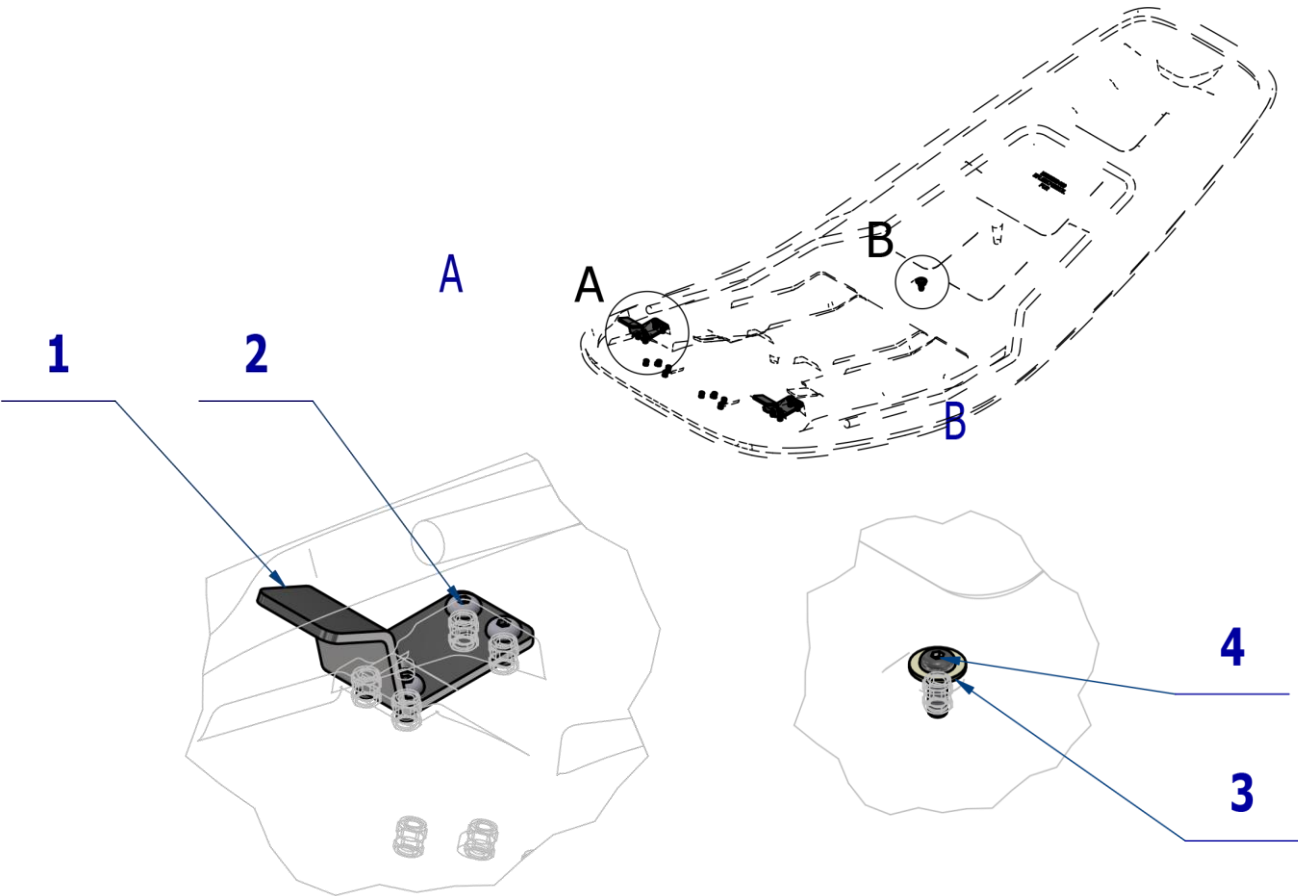


Choose PROTECTIVE SEAT COVER ME283000.135, if the unit has ACTIVE FOAM PREMIUM version of upholstery.



7.4ACC. FIXED SEAT MOUNTING - A516-001-049-0

Item No.	Product name	SP
A516-001-049-0	ACC. FIXED SEAT MOUNTING	X

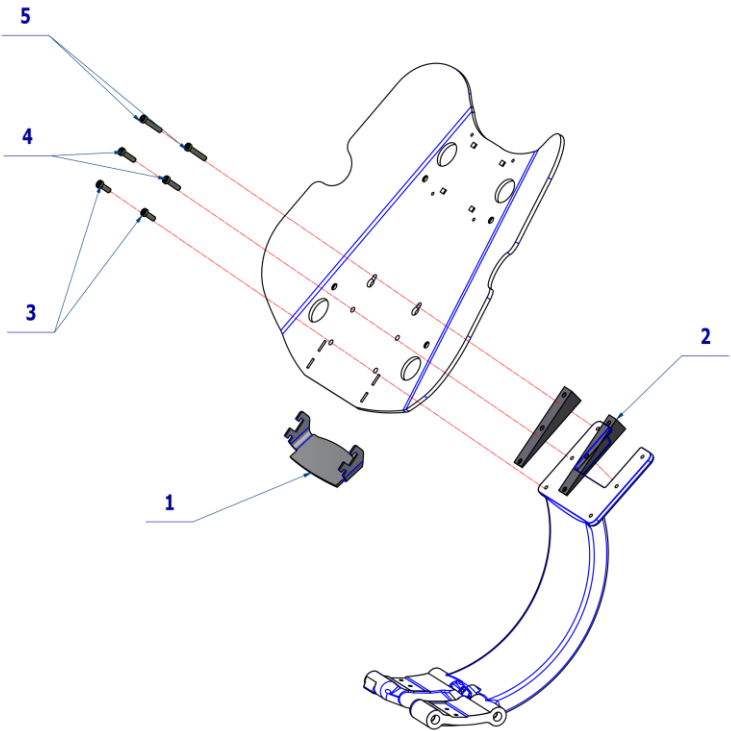


Pos.	Item no.	Product name	QTY	Unit	SP
001	V516-001-047-0	FIXED SEAT HOLDER	2.00	PC.	X
002	ME309281.040	SCREW M 5X10	8.00	PC.	X
003	ME311212.018	WASHER P 5,3	1.00	PC.	X
004	ME132121.002	SCREW M 5X16	1.00	PC.	X

PZ_23_073_30/05/2023

7.5 KIT BACKREST – POSITION CHANGE - A653-999-071-0

Item No.	Product name	SP
A653-999-071-0	KIT BACKREST – POSITION CHANGE / WHT2_MATTE	X



Pos.	Item no.	Product name	QTY	Unit	SP
001	V516-001-014-1	BLIND / WHT2_MATTE	1,00	PC.	
002	V516-001-058-0	BACKREST WEDGE/ WHT2_MATTE	2,00	PC.	
003	ME309542.012	SCREW M 6x16	2,00	PC.	
004	ME309542.016	SCREW M 6x25	2,00	PC.	
005	ME309542.017	SCREW M 6x30	2,00	PC.	
006	ME283811.009	BAG PE 200X300		PC.	

29/06/2023

C ASSISTANT'S ARM

1

ASSISTANT'S ARM

ASSISTANT'S ARM SIMPLE – ONE 200
A658-550-000-1

ASSISTANT'S ARM LONG – ONE 200
A658-551-000-1

SALIVA EJECTOR HOLDER
A658-552-000-0

2

ASSISTANT'S CONSOLE WITH DOUBLE BUTTON
A657-570-001-0

3

ASSISTANT'S CONSOLE WITH KEYBOARD
A657-570-002-0

4

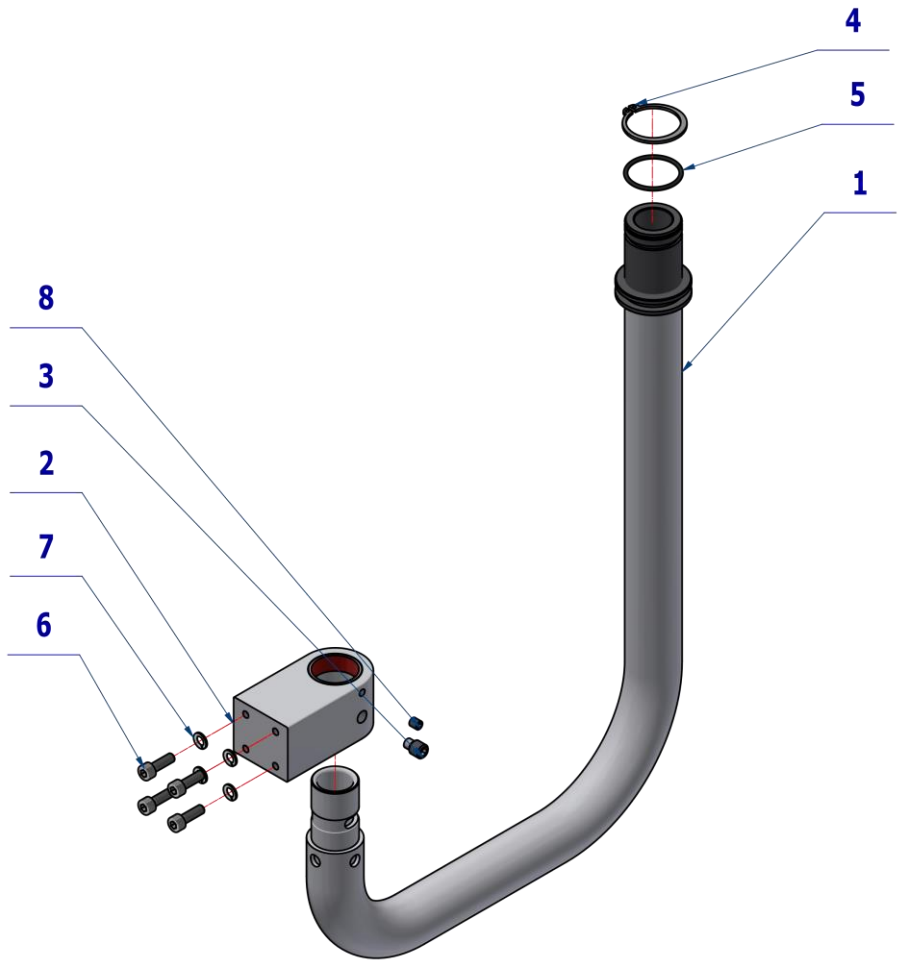
ASSISTANT'S ARM ACCESSORIES

5

VALVES

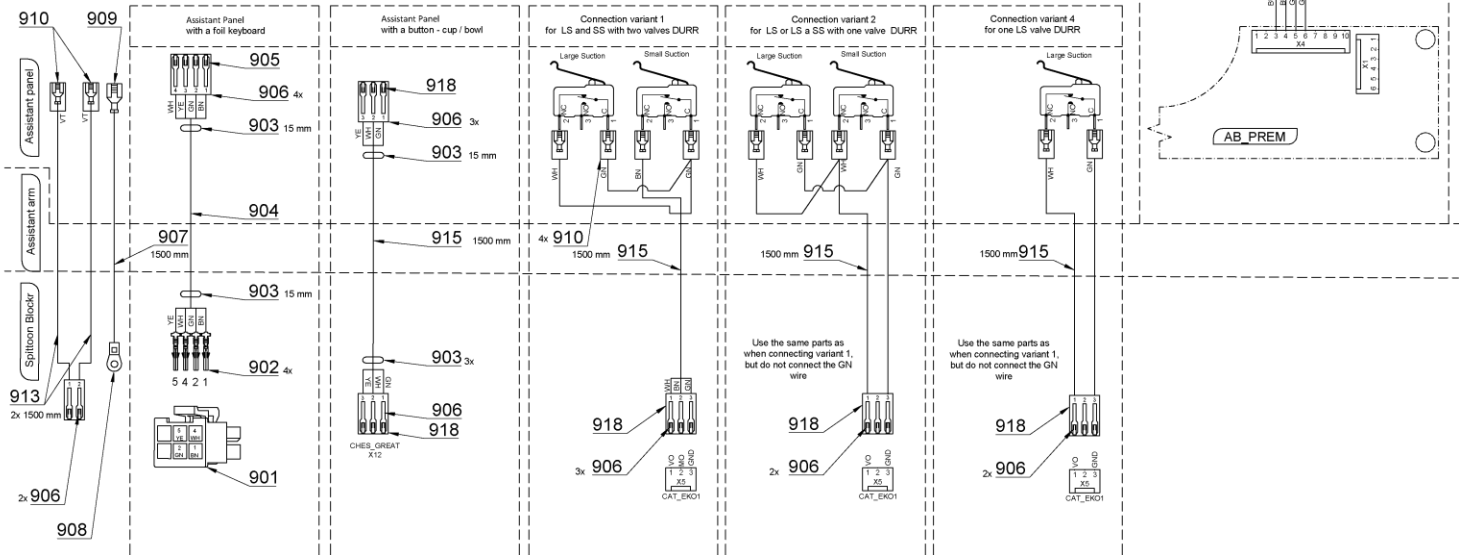
1 ASSISTANT'S ARM
1.1 ASSISTANT'S ARM SIMPLE – ONE 200 – A658-550-000-1

Item no.	Product name	SP
A658-550-000-1_K-005	ASSISTANT'S ARM SIMPLE – ONE 200 /WHT2_MATTE	X



- BK - Black (Berna)
- BN - Brown (Beneda)
- BL - Blue (Beneda)
- GN - Green (Zelená)
- GY - Grey (šivá)
- OG - Orange (oranžová)
- PK - Pink (ružová)
- RD - Red (červená)
- VT - Violet (fialová)
- WH - White (bílá)
- YE - Yellow (žlutá)

Cut the insulation, the tube and the cable and wires before fitting the connectors
912 2 x 200 mm

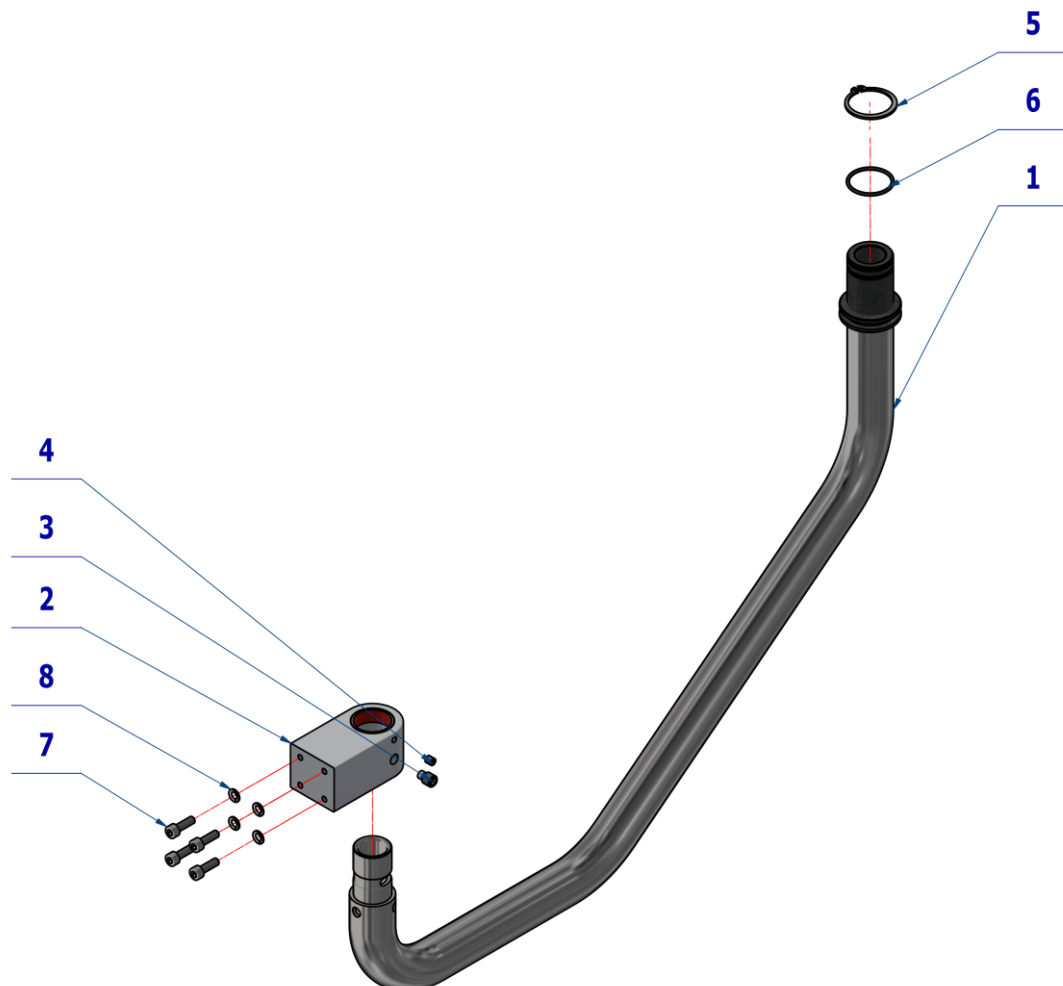


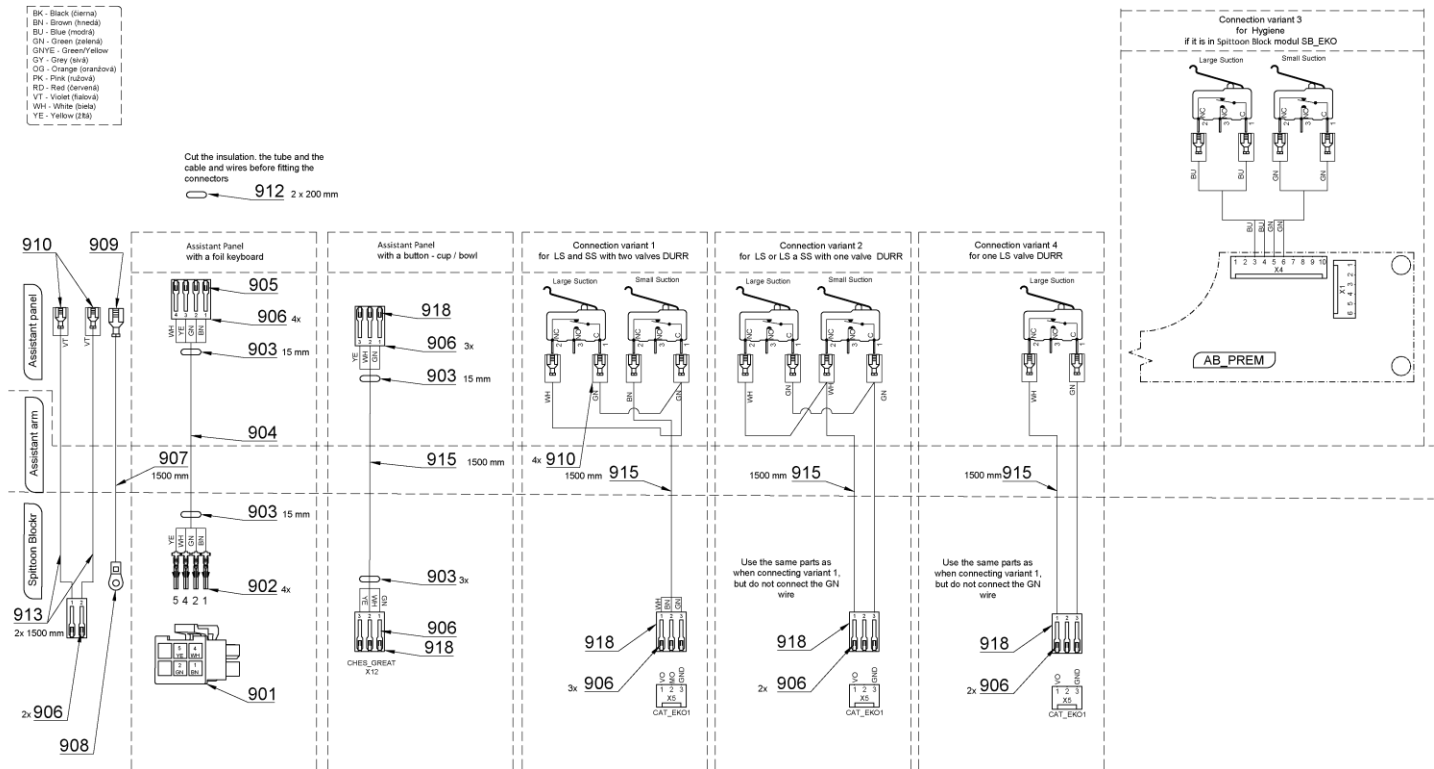
Pos.	Item no.	Product name	QTY	Unit	SP
001	V658-550-002-1	ASSISTANT'S ARM SIMPLE /WHT2_MATTE	1,00	PC.	X
002	V658-350-088-0	ASSISTANT'S ARM CONSOLE /WHT2_MATTE	1,00	PC.	X
003	ME309287.015	SCREW M 8X12	1,00	PC.	X
004	ME311733.036	LOCK RING P 30x1,5	1,00	PC.	X
005	ME273111.012	O RING P 27X2 NBR70	1,00	PC.	X
006	ME309231.073	SCREW M 5X16	4,00	PC.	X
007	ME311214.031	WASHER P 5,1	4,00	PC.	X
008	ME309543.094	SCREW M 5X6	1,00	PC.	X
901	ME345571.063	CONNECTOR MOLEX 39-01-2065	1,00	PC.	X
902	ME345571.052	CONTACT MX-5556-T2L	4,00	PC.	X
903	ME243422.004	INSULATING TUBE P6,4	0,03	M	X
904	ME345571.061	HELUCABLE 2x2x0,22 - 50m	1,80	m	X
905	ME374060.008	HOUSING NSG 25-4	1,00	PC.	X
906	ME372010.141	CRIMP CONTACT NSK 25-0	6,00	PC.	X
907	ME341418.007	WIRE HO5V-K 1X1 GNYE	1,50	M	X
908	ME354321.011	CABLE EYE 7610-01/4	1,00	PC.	
909	ME345571.001	FASTON SOCKET 6,3 0,3-0,8 mm2	1,00	PC.	
910	ME345571.031	FASTON SOCKET WITH INS. 2,8X0,5	2,00	PC.	
911	ME374060.010	HOUSING NSG 25-2	1,00	PC.	
912	ME283362.054	INSULATING TUBE PVC 10X0,5 BLACK	0,40	M	
913	ME341419.018	WIRE LiY 0,25 VT PURPLE	3,60	M	

24/05/2023

1.2 ASSISTANT'S ARM LONG – ONE 200 – A658-551-000-1

Item no.	Product name	SP
A658-551-000-1_K-005	ASSISTANT'S ARM LONG – ONE 200	X



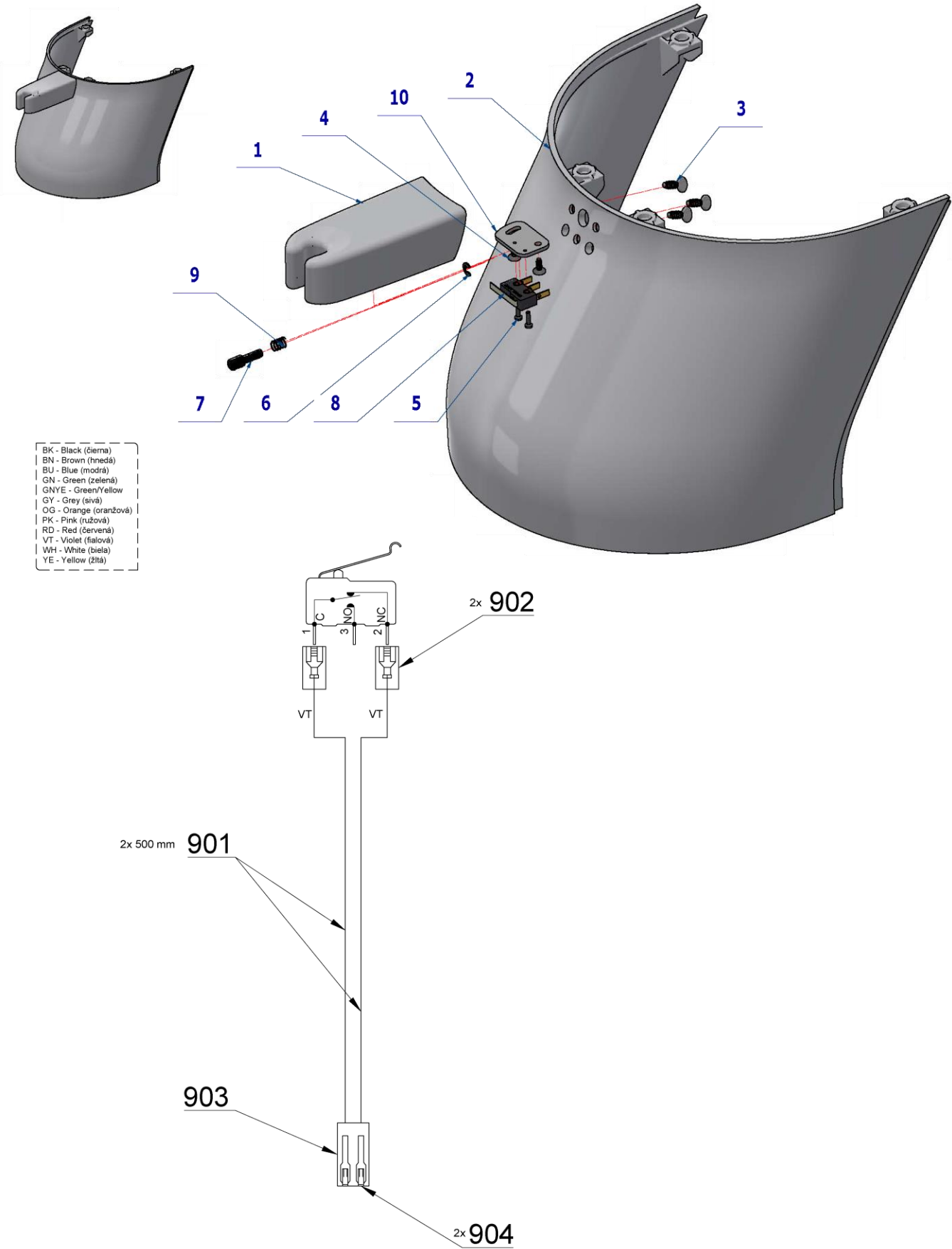


Pos.	Item no.	Product name	QTY	Unit	SP
001	V658-551-002-1	ASSISTANT'S ARM LONG /WHT2_MATTE	1,00	PC.	X
002	V658-350-088-0	ASSISTANT'S ARM CONSOLE /WHT2_MATTE	1,00	PC.	X
003	ME309287.015	SCREW M 8X12	1,00	PC.	X
004	ME309543.094	SCREW M 5X6	1,00	PC.	X
005	ME311733.036	LOCK RING P 30x1,5	1,00	PC.	X
006	ME273111.012	O RING P 27X2 NBR70	1,00	PC.	X
007	ME309231.073	SCREW M 5X16	4,00	PC.	X
008	ME311214.031	WASHER P 5,1	4,00	PC.	X
901	ME345571.063	CONNECTOR MOLEX 39-01-2065	1,00	PC.	X
902	ME345571.052	CONTACT MX-5556-T2L	4,00	PC.	X
903	ME243422.004	INSULATING TUBE.P6,4	0,03	M	X
904	ME345571.061	HELUCABLE 2x2x0,22 - 50m	1,80	m	X
905	ME374060.008	HOUSING NSG 25-4	1,00	PC.	X
906	ME372010.141	CRIMP CONTACT NSK 25-0	6,00	PC.	X
907	ME341418.007	WIRE HO5V-K 1X1 GNYE	1,50	M	X
908	ME354321.011	CABLE EYE 7610-01/4	1,00	PC.	
909	ME345571.001	FASTON SOCKET. 6,3 0,3-0,8 mm2	1,00	PC.	
910	ME345571.031	FASTON SOCKET WITH INS. 2,8X0,5	2,00	PC.	
911	ME374060.010	HOUSING NSG 25-2	1,00	PC.	
912	ME283362.054	INSULATING TUBE PVC 10X0,5 BLACK	0,40	M	
913	ME341419.018	WIRE LiY 0,25 VT PURPLE	3,60	M	X

24/05/2023

1.3 SALIVA EJECTOR HOLDER – A658-552-000-0

Item no.	Product name	SP
A658-552-000-0_K-001	SALIVA EJECTOR HOLDER / UNPAINTED	X
A658-552-000-0_K-005	SALIVA EJECTOR HOLDER / WHT2_MATTE	X



Pos.	Item no.	Product name	QTY	Unit	SP
001	ME321822.106	SALIVA EJECTOR HOLDER ONE 200	1,00	PC.	X
002	V658-350-060-0	SIDE COVER FOR SALIVA EJECTOR	OPT.	PC.	X
002	V658-350-062-0	SIDE COVER FOR SALIVA EJECTOR/ WHT2_MATTE	OPT.	PC.	X
003	ME307001.034	SCREW STP33 4x12 - H2	3,00	PC.	X
004	ME307001.033	SCREW STP31 3x7 - H2	2,00	PC.	X
005	ME309251.101	SCREW M 2X8	2,00	PC.	X
006	ME311000.001	LOCK RING P 3,2 ZN	1,00	PC.	X
007	V653-700-051-0	CAM 2	1,00	PC.	X
008	ME374415.036	MICROSWITCH OMRON SS-5GL111-FT	1,00	PC.	X
009	ME315000.038	INSTRUMENT HOLDER SPRING	1,00	PC.	X
010	V657-432-003-0	MICROSWITCH CONSOLE	1,00	PC.	X
901	ME341419.018	WIRE LiY 0,25 VT PURPLE	1,00	M	X
902	ME345571.031	FASTON SOCKET WITH INS. 2,8X0,5	2,00	PC.	
903	ME374060.010	HOUSING NSG 25-2	1,00	PC.	
904	ME372010.141	CRIMP CONTACT NSK 25-0	2,00	PC.	

26/05/2023

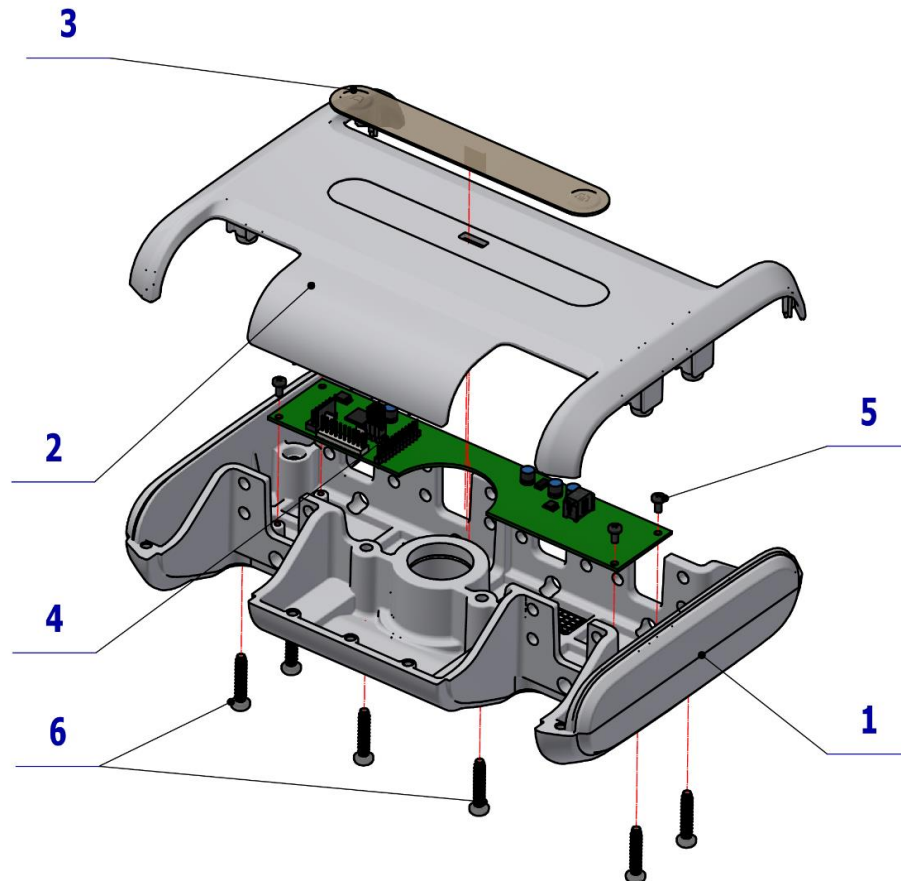


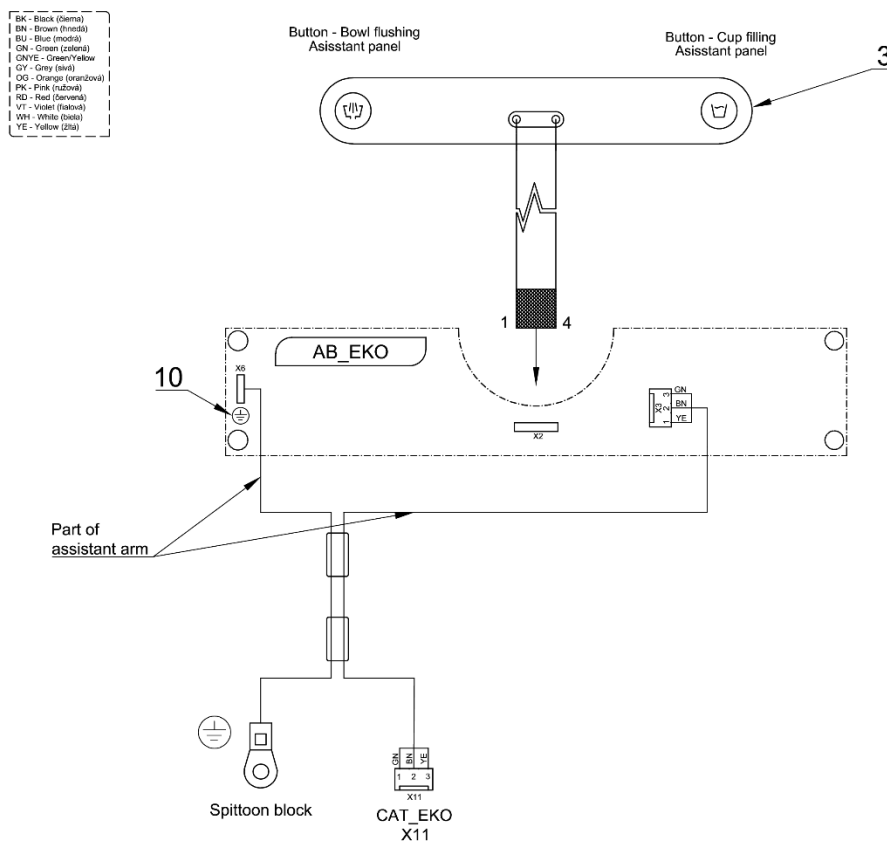
Pos. 2 SIDE COVER FOR SALIVA EJECTOR - V658-350-060-0 / V658-350-062-0

must be ordered separately according to unit configuration.

2 ASSISTANT'S CONSOLE WITH DOUBLE BUTTON – A657-570-001-0

Item No.	Product name	SP
A657-570-001-0_K-001	ASSISTANT'S CONSOLE WITH DOUBLE BUTTON / UNPAINTED	X
A657-570-001-0_K-005	ASSISTANT'S CONSOLE WITH DOUBLE BUTTON / WHT2_MATTE	X



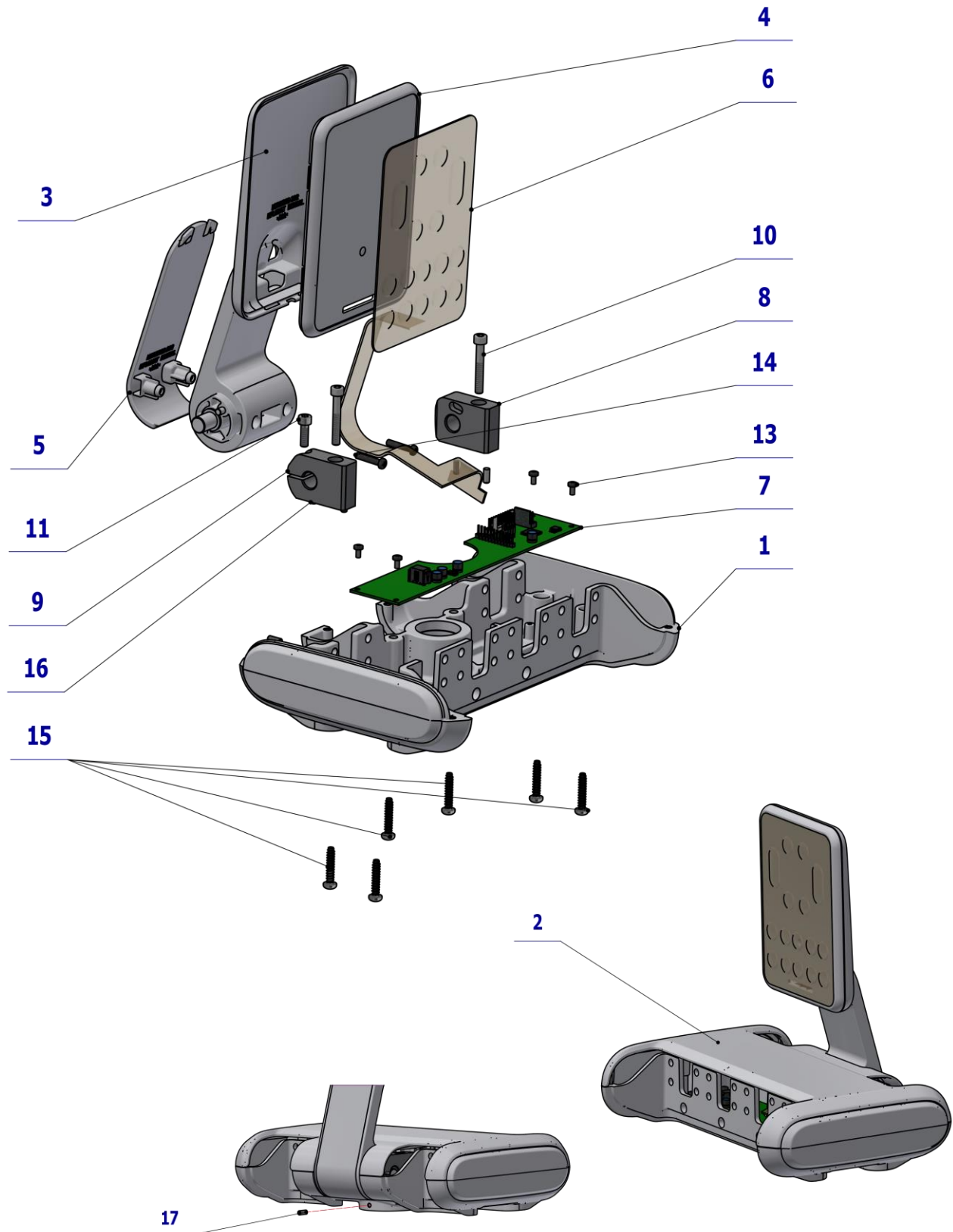


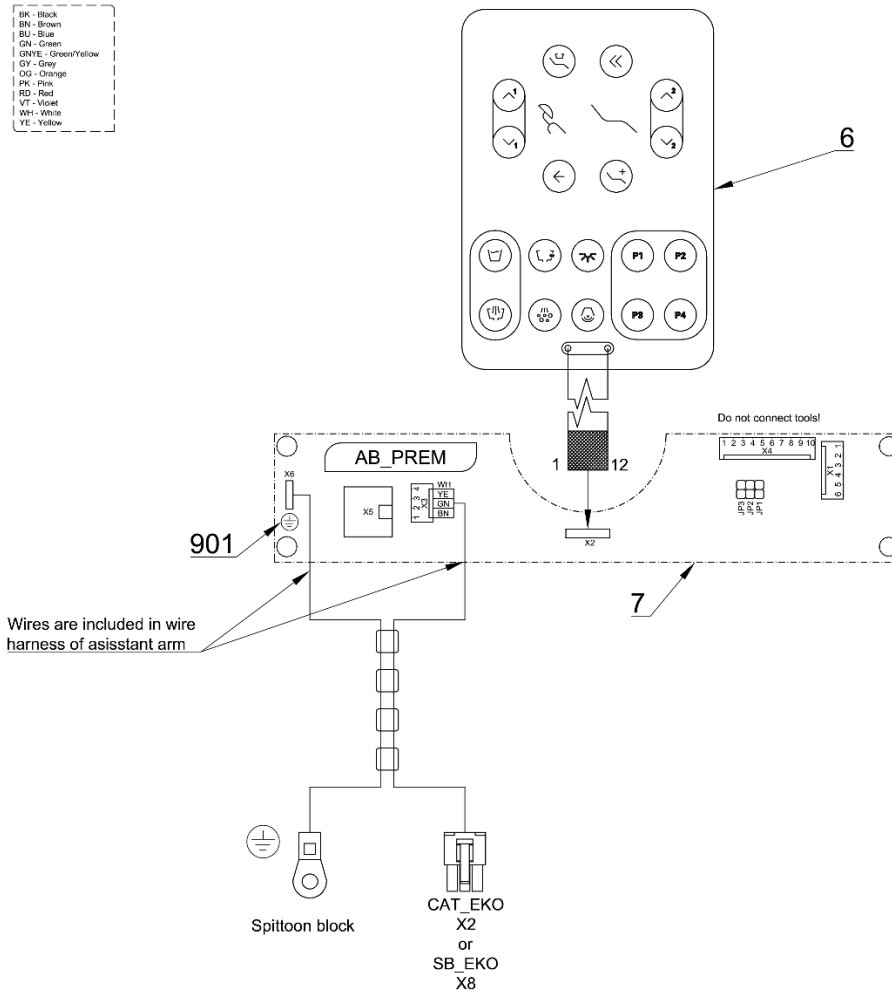
Pos.	Item no.	Product name	QTY	Unit	SP
001	V653-570-006-0	ASSISTANT'S CONSOLE SIMPLE ARM / WHT2_MATTE	1,00	PC.	X
002	ME321822.200	ASSISTANT'S CONSOLE TOP COVER - ECO	1,00	PC.	X
002	V653-570-104-0	ASSISTANT'S CONSOLE TOP COVER - ECO / WHT2_MATTE	1,00	PC.	X
003	ME735552.201	KEYBOARD GLASS - RINSE	1,00	PC.	X
004	ME374000.504	MODULE AB_EKO1	1,00	PC.	X
005	ME307001.017	SCREW STM32 3x6 - H1	4,00	PC.	X
006	ME307001.015	SCREW STP32 5x25 - H2	6,00	PC.	X
007	ME309287.021	SCREW M 4X10	1,00	PC.	X
010	ME735552.115	GROUNDING LABEL 4-2240.017	1,00	PC.	
015	ME397900.012	CABLE TIE CIMCO - 181361	2,00	PC.	

PZ_22_056_OS_14/12/2022

3 ASSISTANT'S CONSOLE WITH KEYBOARD – A657-570-002-0

Item No.	Product name	SP
A657-570-002-0_K-001	ASSISTANT'S CONSOLE WITH KEYBOARD / UNPAINTED	X
A657-570-002-0_K-005	ASSISTANT'S CONSOLE WITH KEYBOARD / WHT2_MATTE	X



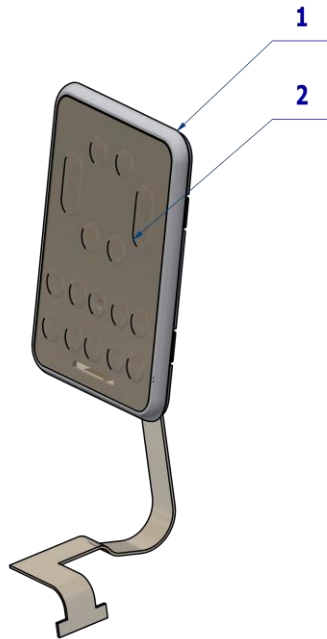


Pos.	Item no.	Product name	QTY	Unit	SP
001	V657-570-003-0	ASSIS. CONSOLE SIMPLE ARM FOR FOIL KEYPAD / WHT2_MATTE	1,00	PC.	X
002	ME321822.201	TOP COVER ASSISTANT'S CONSOLE	OPT.	PC.	X
002	V653-570-100-0	TOP COVER ASSISTANT'S CONSOLE / WHT2_MATTE	OPT.	PC.	X
003	ME321822.202	KEYPAD HOLDER	OPT.	PC.	X
003	V653-570-101-0	KEYPAD HOLDER / WHT2_MATTE	OPT.	PC.	X
004	ME321822.189	FRONT COVER-FOIL	OPT.	PC.	X
004	V653-570-102-0	FRONT COVER-FOIL / WHT2_MATTE	OPT.	PC.	X
005	ME321822.203	REAR COVER OF KEYPAD HOLDER	OPT.	PC.	X
005	V653-570-103-0	REAR COVER OF KEYPAD HOLDER / WHT2_MATTE	OPT.	PC.	X
006	ME735552.202	ASSISTANT'S KEYPAD	1,00	PC.	X
007	ME374000.450	MODULE AB_PREM2	1,00	PC.	X
008	V653-570-003-0	FIXED MOUNT	1,00	PC.	X
009	V653-570-004-0	CLAMPING MOUNT	1,00	PC.	X
010	ME309543.128	SCREW M 5X35	2,00	PC.	X
011	ME309231.073	SCREW M 5X16	1,00	PC.	X
013	ME307001.017	SCREW STM32 3x6 - H1	4,00	PC.	X
014	ME307001.018	SCREW STP22 4x20 - Z2	2,00	PC.	X
015	ME307001.015	SCREW STP32 5x25 - H2	6,00	PC.	X
016	ME311565.016	PIN P 4X10 CYLINDRICAL	4,00	PC.	X
017	ME309287.021	SCREW M4x10	1,00	PC.	X
901	ME735552.115	GROUNDING SYMBOL 4-2240.017	1,00	PC.	
910	ME397900.012	CABLE TIE CIMCO - 181361	2,00	PC.	

PZ_22_070_OS_12/01/2023

3.1 SP ASSISTANT'S TABLE + KEYBOARD - A653-999-007-0

Item No.	Product name	SP
A653-999-007-0_K-001	SP ASSISTANT'S TABLE + KEYBOARD / UNPAINTED	X
A653-999-007-0_K-005	SP ASSISTANT'S TABLE + KEYBOARD / WHT2_MATTE	X



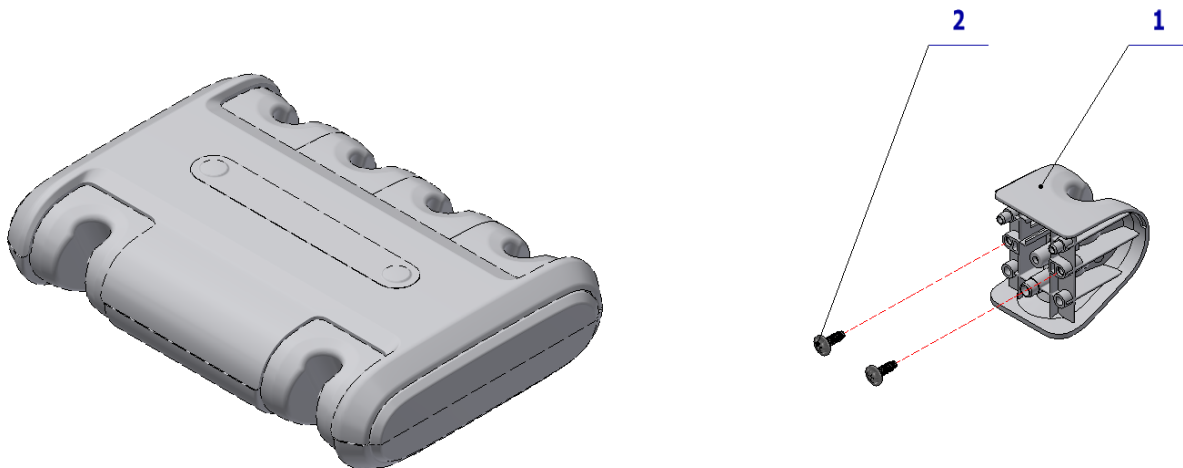
Pos.	Item no.	Product name	QTY	Unit	SP
001	ME321822.189	FRONT COVER-FOIL	OPT.	PC.	X
001	V653-570-102-0	FRONT COVER-FOIL /WHT2_MATTE	OPT.	PC.	X
002	ME735552.202	ASISSTANT'S KEYBOARD	1.00	PC.	X

26/10/2021

4 ASSISTANT'S ARM ACCESSORIES

4.1 BLINDING OF VACANT POSITION ACCESSORY – A653-600-001-0

Item No.	Product name	SP
A653-600-001-0_K-001	BLINDING OF VACANT POSITION ACCESSORY	X



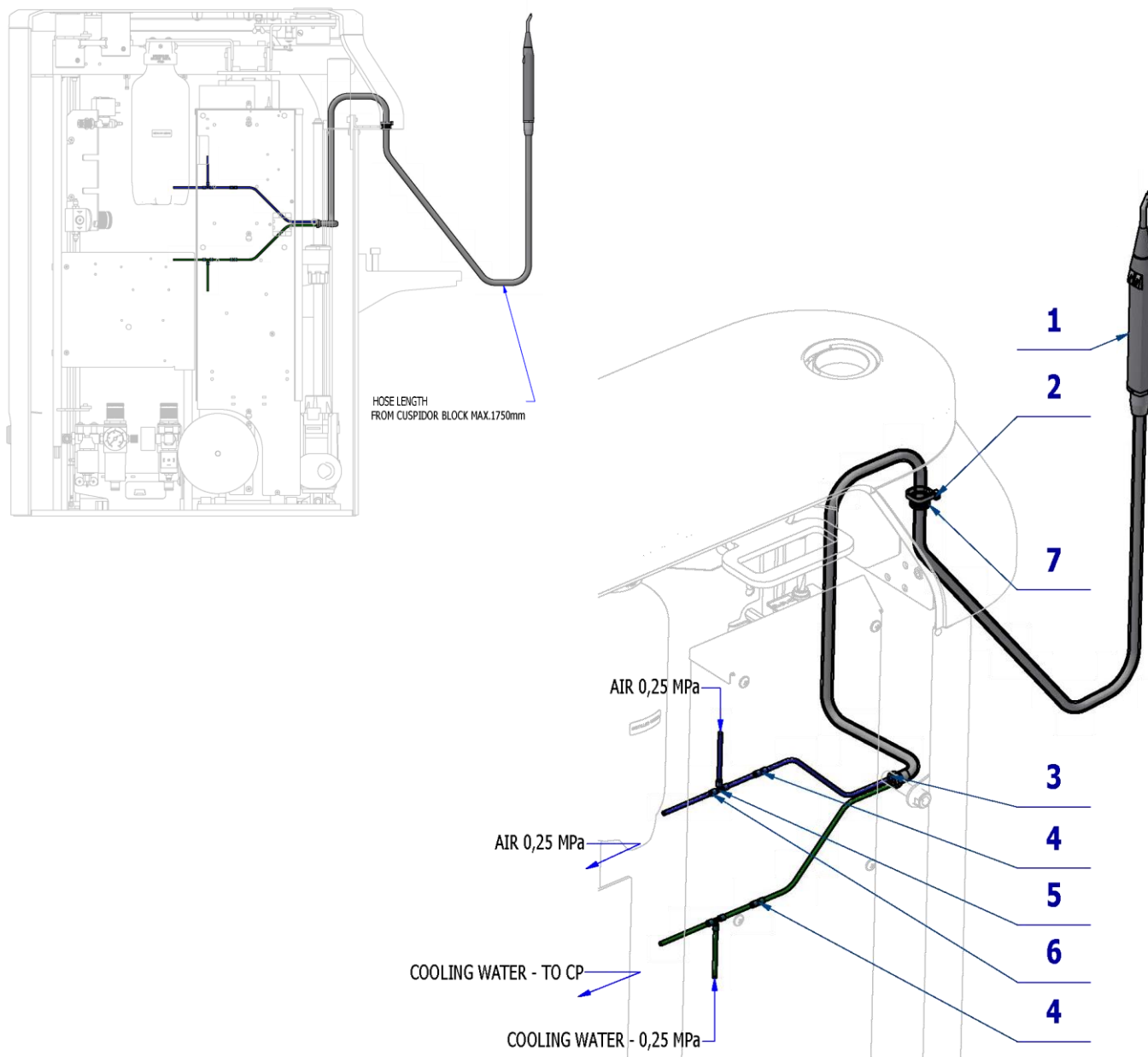
Pos.	Item no.	Product name	QTY	Unit	SP
001	ME321822.105	BLINDING OF VACANT POSITION	1,00	PC.	X
002	ME307001.024	SCREW STP31 4.5x14 - H2	2,00	PC.	

PZ_21_133_OS_26/10/2021

4.2 SYRINGE ACCESSORIES

4.2.1 SYRINGE MINILIGHT ACCESSORY IN CB – A658-488-000-0

Item no.	Product name	SP
A658-488-000-0_K-001	MINILIGHT SYRINGE ACCESSORY IN CB	X



Pos.	Item no.	Product name	QTY	Unit	SP
001	ME397000.064	SYR. MINILIGHT 6F R. GREY		PC.	X
002	ME397900.012	CABLE TIE CIMCO – 181361	1,00	PC.	X
003	V601.40-00-06	INSERT P8,6	1,00	PC.	X
004	ME336401.012	ADAPTER N210-1	2,00	PC.	X
005	ME336401.015	ADAPTER T210-1	2,00	PC.	X
006	V608.45-00-08	LOCK RING 1	10,00	PC.	X
007	ME273121.047	ADAPTER TYPE F2 9,5x3	1,00	PC.	

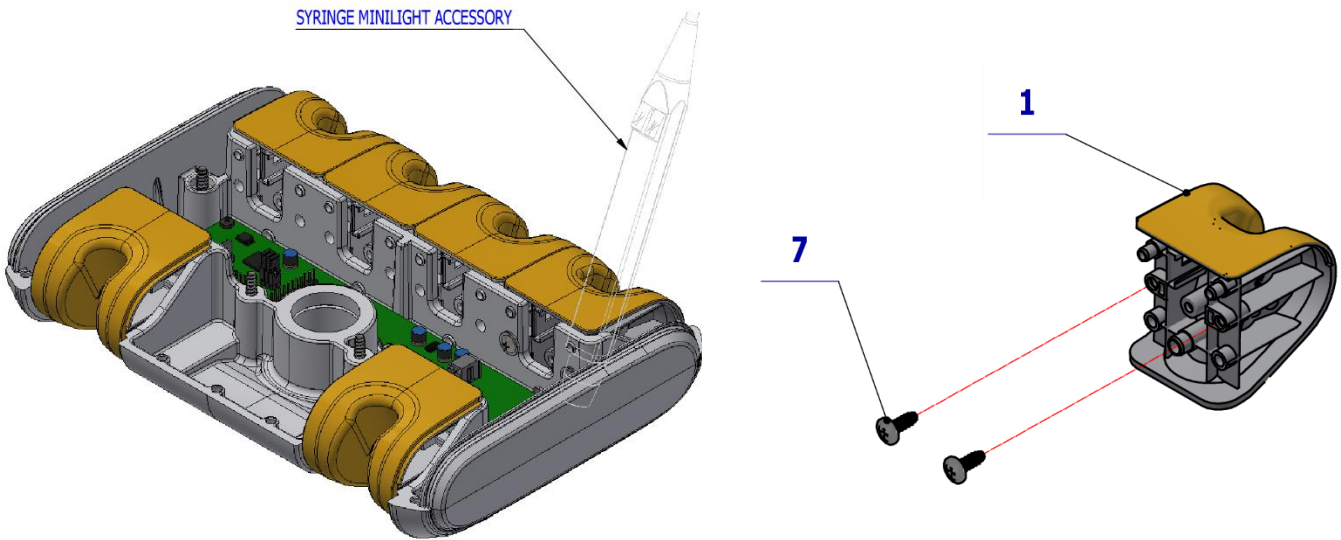
PZ 23_046_OS_24/08/2023



Pos. 1 - SYR. MINILIGHT 6F R. GREY must be ordered separately.

4.2.2 SYRINGE MINILIGHT ACCESSORY – ASSISTANT’S CONSOLE – A653-593-001-0

Item No.	Product name	SP
A653-593-001-0_K-001	SYRINGE MINILIGHT ACCESSORY – ASSISTANT’S CONSOLE	X

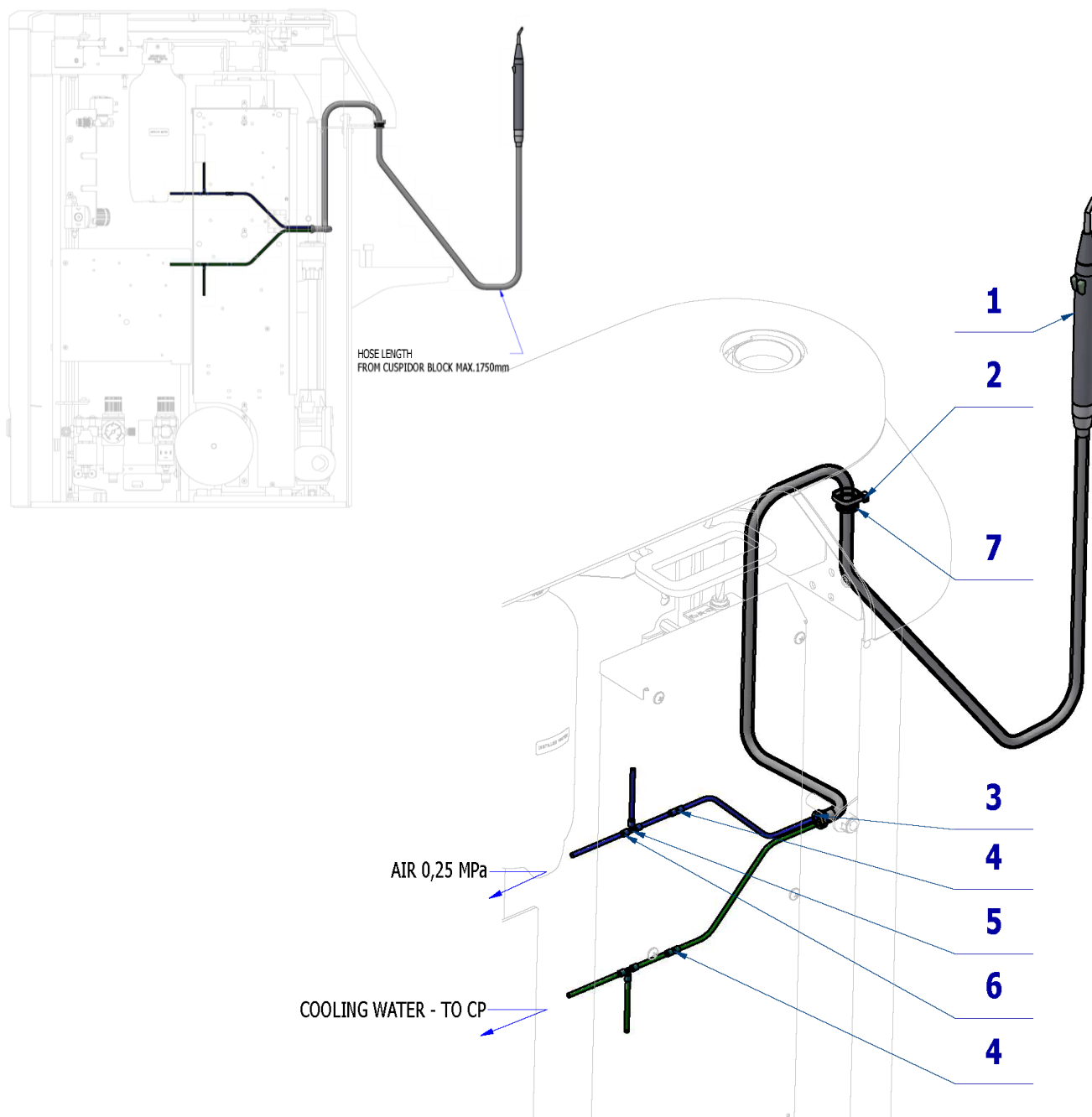


Pos.	Item no.	Product name	QTY	Unit	SP
001	ME321822.180	ADAPTER-6-MINILIGHT	1,00	PC.	X
007	ME307001.024	SCREW STP31 4.5x14 - H2	2,00	PC.	X

PZ_21_133_OS_10/26/2021

4.2.3 SYRINGE MINIMATE ACCESSORY IN CB – A658-489-000-0

Item no.	Product name	SP
A658-489-000-0_K-001	MINIMATE SYRINGE ACCESSORY IN CB	X



Pos.	Item no.	Product name	QTY	Unit	SP
001	ME397000.068	SYR. MINIMATE R.		PC.	X
002	ME397900.012	CABLE TIE CIMCO – 181361	1,00	PC.	X
003	V601.40-00-06	INSERT P8,6	1,00	PC.	X
004	ME336401.012	ADAPTER N210-1	2,00	PC.	X
005	ME336401.015	ADAPTER T210-1	2,00	PC.	X
006	V608.45-00-08	LOCK RING 1	10,00	PC.	X
007	ME273121.047	ADAPTER TYPE F2 9,5x3	1,00	PC.	

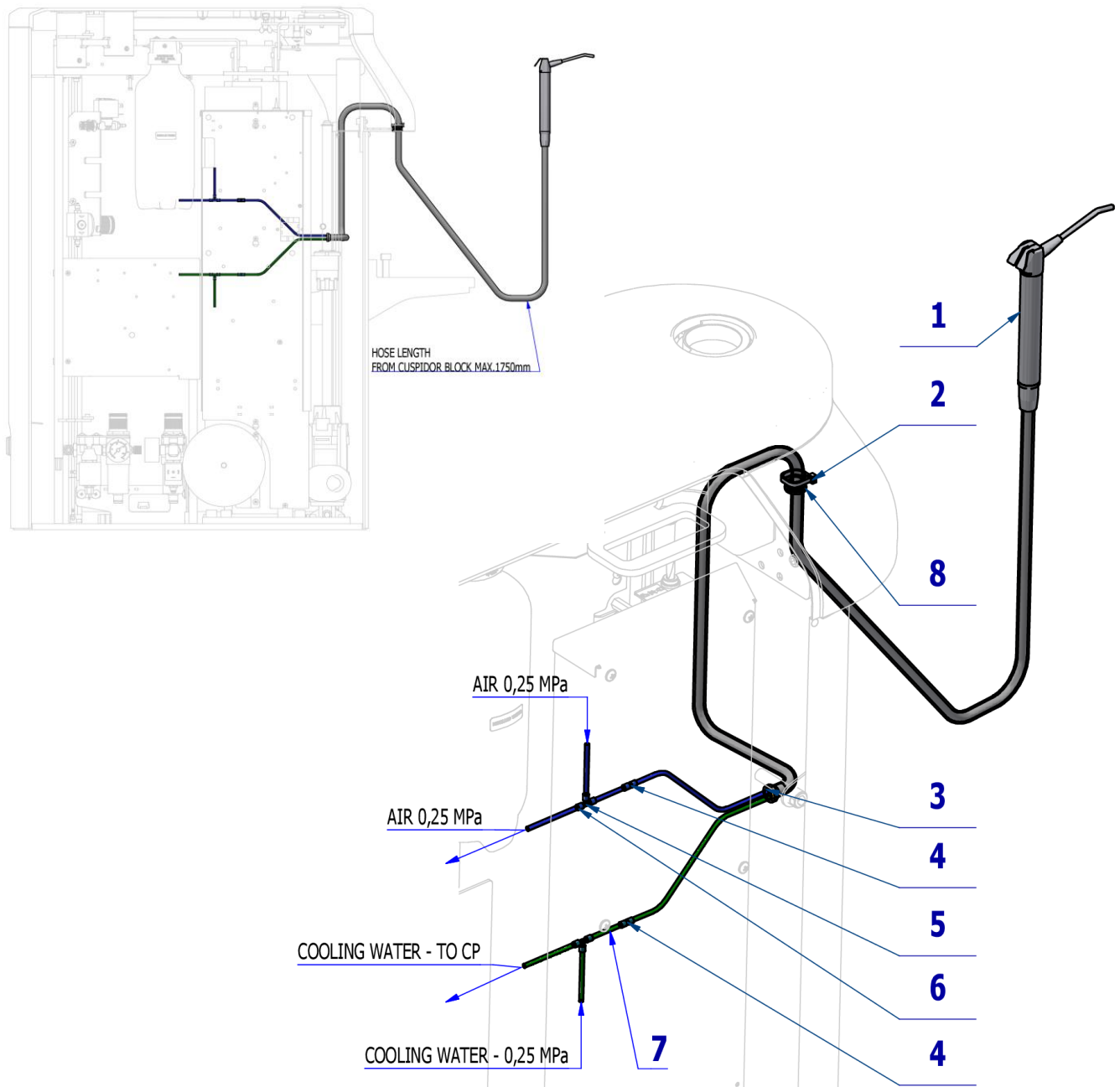
PZ_23_046_POS_24/08/2023



Pos. 1 - SYR. MINIMATE R. must be ordered separately.

4.2.4 SYRINGE MINIASSISTANT ACCESSORY IN CB – A658-491-000-0

Item no.	Product name	SP
A658-491-000-0_K-001	SYRINGE MINIASSISTANT ACCESSORY IN CB	X



Pos.	Item no.	Product name	QTY	Unit	SP
001	ME397000.065	SYR. MINIASSISTENT GREY		PC.	X
002	ME397900.012	CABLE TIE CIMCO – 181361	1,00	PC.	X
003	V601.40-00-06	INSERT P8,6	1,00	PC.	X
004	ME336401.012	ADAPTER N210-1	2,00	PC.	X
005	ME336401.015	ADAPTER T210-1	2,00	PC.	X
006	V608.45-00-08	LOCK RING 1	10,00	PC.	X
007	ME283367.024	HOSE PUR 1,5/2,7 GREEN	0,40	m	X
008	ME273121.047	ADAPTER TYPE F2 9,5x3	1,00	PC.	

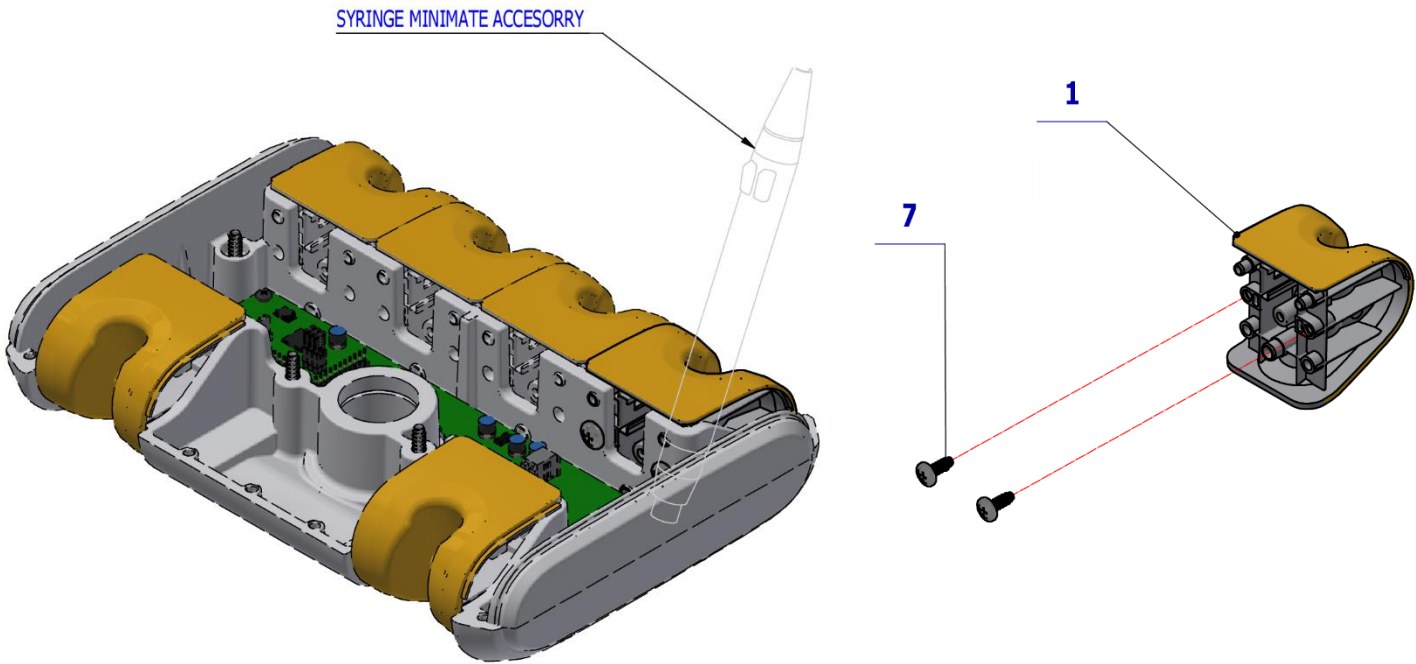
PZ 23_046_OS_24/08/2023



Pos. 1 - SYR. MINIASSISTENT GREY. must be ordered separately.

4.2.5 SYRINGE MINIM. MINIAS. ACCESORRY - ASSISTANT’S CONSOLE - A653-594-001-0

Item No.	Product name	SP
A653-594-001-0_K-001	SYRINGE MINIM. MINIAS. ACCESORRY - ASSISTANT’S CONSOLE	X

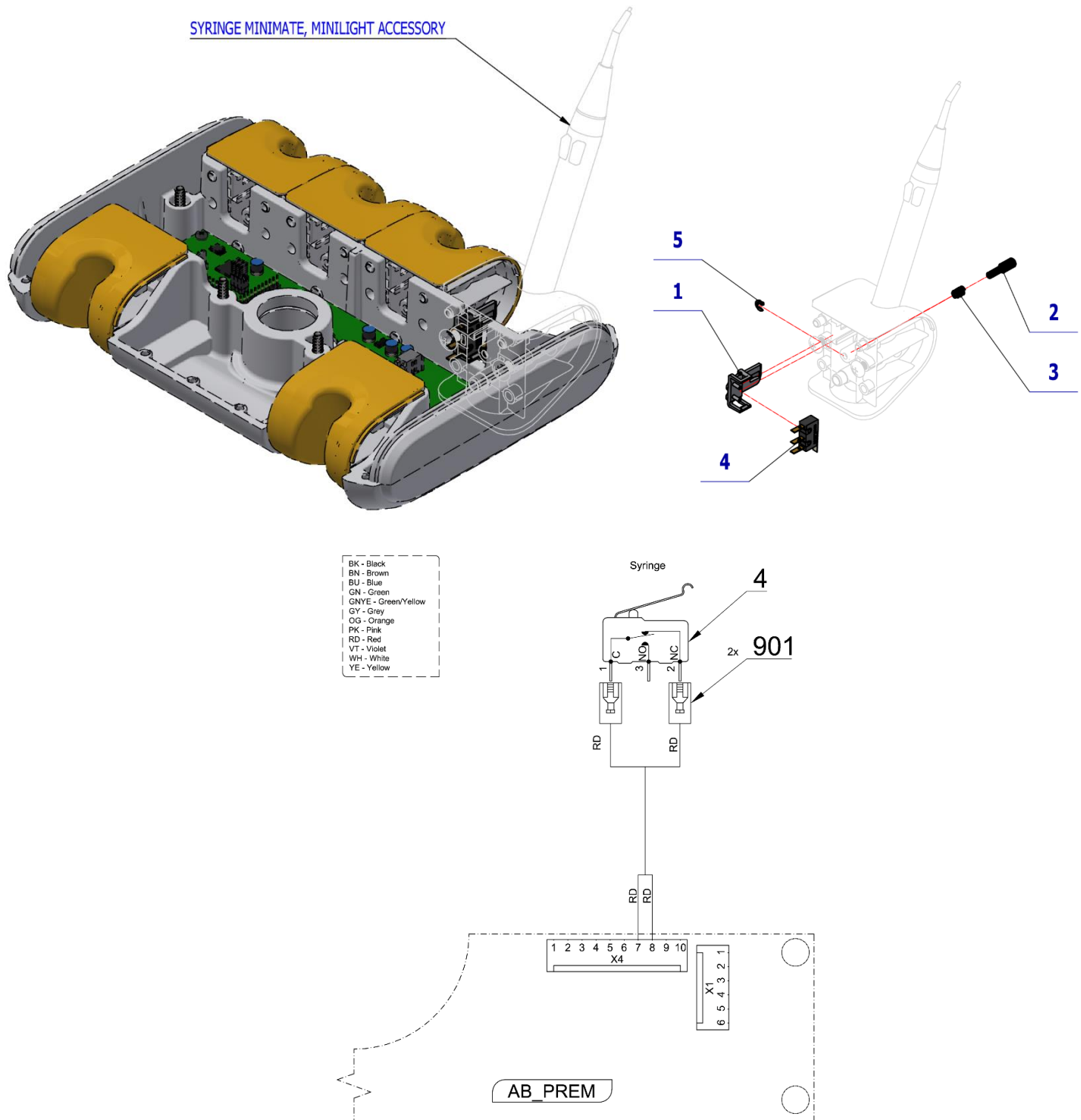


Pos.	Item no.	Product name	QTY	Unit	SP
001	ME321822.180	ADAPTER-6-MINIMATE	1,00	PC.	X
007	ME307001.024	SCREW STP31 4.5x14 - H2	2,00	PC.	X

PZ_21_133_OS_26/10/2021

4.2.6 SYRINGE HYGIENE ACCESSORY – ASSISTANT’S CONSOLE – A657-597-001-0

Item No.	Product name	SP
A657-597-001-0_K-001	SYRINGE HYGIENE ACCESSORY – ASSISTANT’S CONSOLE	X

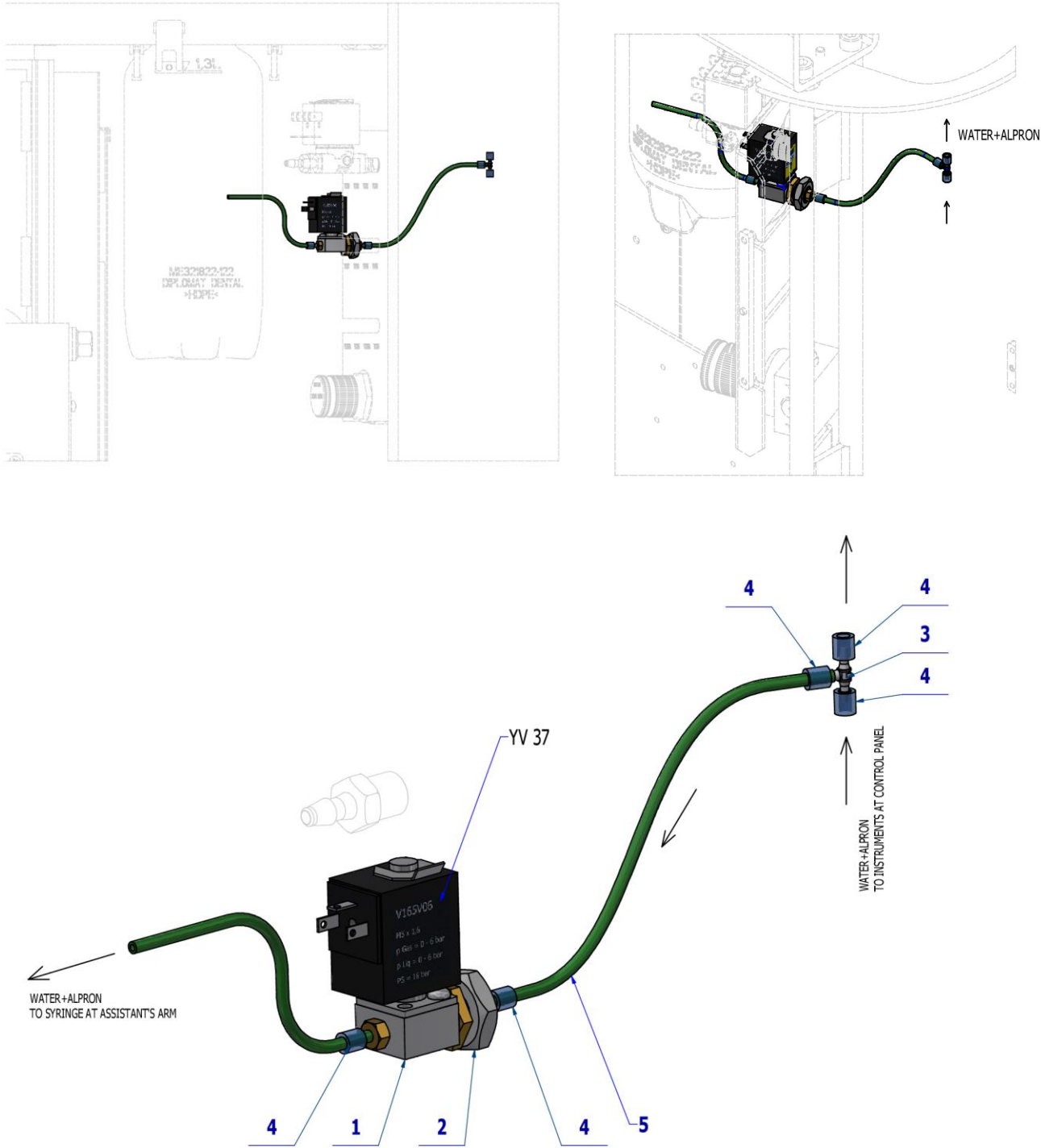


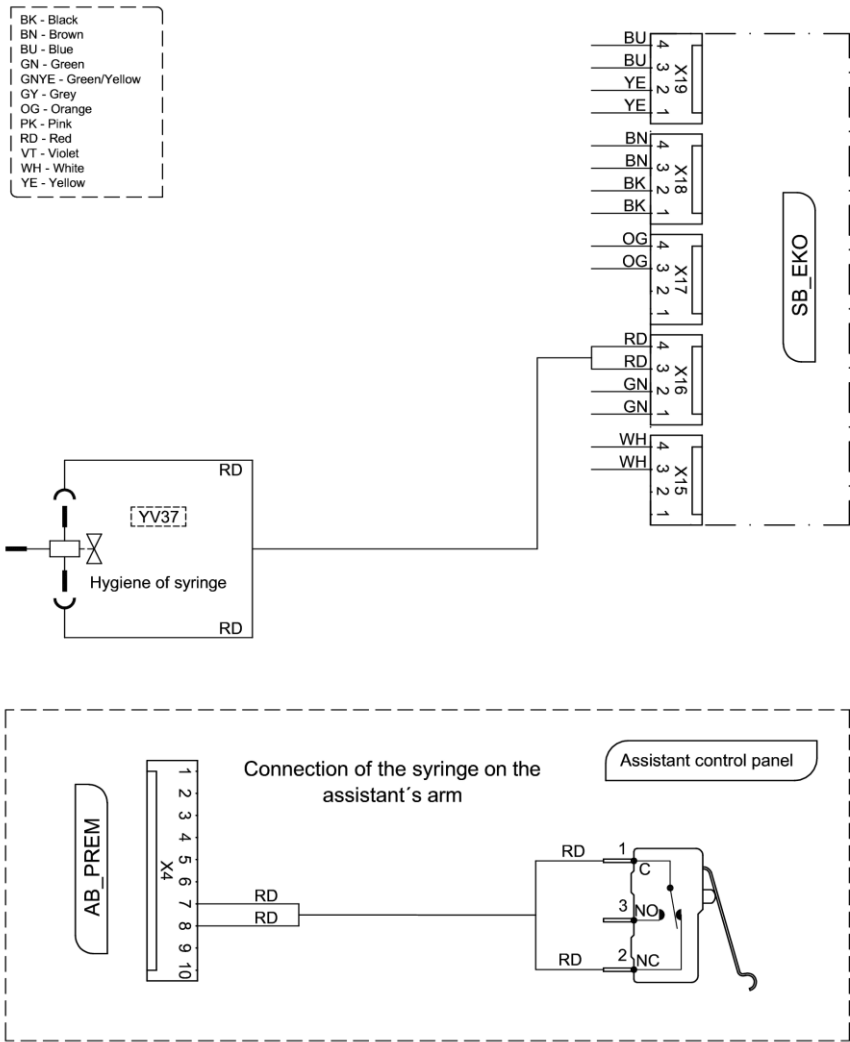
Pos.	Item no.	Product name	QTY	Unit	SP
001	ME321822.184	SENSOR HOLDER	1,00	PC.	X
002	V653-700-057-0	CAM 8	1,00	PC.	X
003	ME315000.038	TOO HOLDER SPRING	1,00	PC.	X
004	ME374415.036	MIKROSWITCH OMRON SS-5GL111-FT	1,00	PC.	X
005	ME311000.001	LOCK RING P 3,2 ZN	1,00	PC.	X
901	ME374100.102	WIRE 0.25 – RD – 0.40m	2,00	PC.	X

12/08/2022

4.2.7 SYRINGE HYGIENE ACCESSORY IN CB – A658-474-000-0

Item no.	Product name	SP
A658-474-000-0_K-001	SYRINGE HYGIENE ACCESSORY IN CP	X





Pos.	Item no.	Product name	QTY	Unit	SP
001	A653-470-150-0	VALVE Z031C ASSEMBLY	1,00	PC.	X
002	ME311120.091	NUT M 10X1	1,00	PC.	X
003	ME336401.015	ADAPTER T210-1	1,00	PC.	X
004	V608.45-00-08	LOCK RING 1	5,00	PC.	X
005	ME283367.024	HOSE PUR 1,5/2,7 GREEN	0,50	m	X

07/03/2023

4.3 KIT - SYRINGE REINSTALLING

4.3.1 KIT SYRINGE MINILIGHT 3F R.-KOV ON ASSISTANT'S CONSOLE – A657-999-001-0

Item No.	Product name	SP
A657-999-001-0_K-001	KIT SYRINGE MINILIGHT 3F R.-METAL ON ASSISTANT'S CONSOLE	X

Pos.	Item no.	Product name	QTY	Unit	SP
001	A657-488-000-0	ACC. SYRINGE MINILIGHT IN CB	1.00	PC.	
002	A653-593-001-0	ACC. SYRINGE MINILIGHT – ASSISTANT'S CONSOLE	1.00	PC.	
003	ME397000.084	SYRINGE MINILIGHT 3F R.	1.00	PC.	

13/12/2022

4.3.2 KIT SYRINGE MINIMATE 3F U.-METAL ON ASSISTANT'S CONSOLE – A657-999-002-0

Item No.	Product name	SP
A657-999-002-0_K-001	KIT SYRINGE MINIMATE 3F U.-METAL ON ASSISTANT'S CONSOLE	X

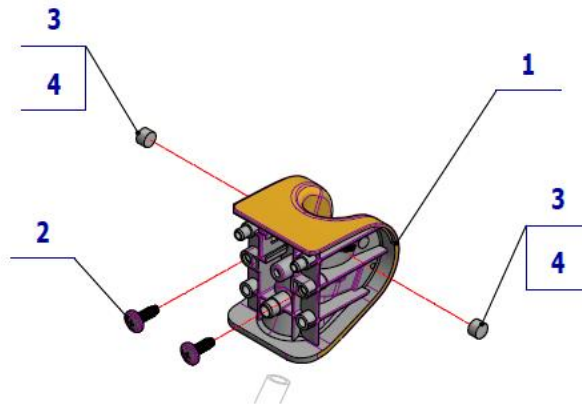
Pos.	Item no.	Product name	QTY	Unit	SP
001	A657-489-000-0	ACC. SYRINGE MINIMATE IN CB	1.00	PC.	
002	A653-594-001-0	ACC. SYRINGE MINIMATE – ASSISTANT'S CONSOLE	1.00	PC.	
003	ME397000.065	SYRINGE MINIASSISTENT GREY	1.00	PC.	

13/12/2022

4.4 DIPLOMAT CAMERA ACCESSORIES

4.4.1 DIPLOMAT CAMERA ACCESSORY – ASSISTANT'S CONSOLE – A653-595-010-0

Item No.	Product name	SP
A653-595-010-0_K-001	DIPLOMAT CAMERA ACCESSORY – ASSISTANT'S CONSOLE	X

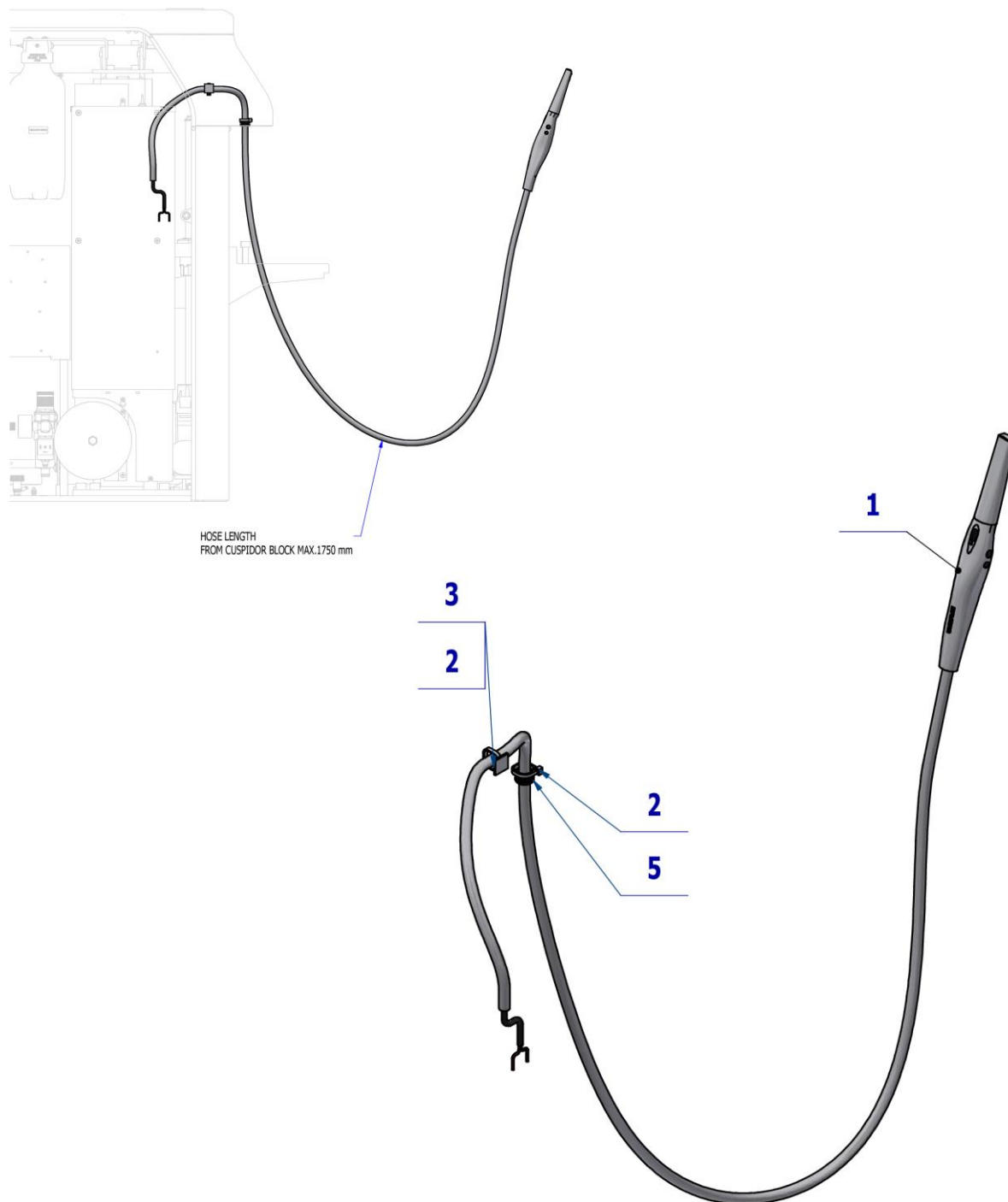


Pos.	Item no.	Product name	QTY	Unit	SP
001	ME321822.175	ADAPTER-1-VO, CAMERA	1.00	PC.	X
002	ME307001.024	SCREW STP31 4.5x14 - H2	2.00	PC.	X
003	ME405900.016	MAGNET P8x5 NEODYM	2.00	PC.	X

PZ_21_133_OS_26/10/2021

4.4.2 DIPLOMAT CAMERA ACCESSORY USB+SW IN CB – A658-490-000-0

Item no.	Product name	SP
A658-490-000-0_K-001	DIPLOMAT CAMERA ACCESSORY USB+SW IN CB	X



Pos.	Item no.	Product name	QTY	Unit	SP
001	ME376000.036	DIPLOMAT CAMERA USB SET		PC.	X
002	ME397900.012	CABLE TIE CIMCO – 181361	2,00	PC.	
003	ME345711.034	CLAMP F0505 HC 101	1,00	PC.	
004	ME376000.040	CABLE ADR-210 USB REPEATER 10m		PC.	X
005	ME273121.047	ADAPTER TYPE F2 9,5x3	1,00	PC.	X

PZ 23_046_OS_24/08/2023



Pos. 1 DIPLOMAT CAMERA USB SET. must be ordered separately.
 Pos. 3 CABLE ADR-210 USB REPEATER 10m must be ordered separately.

4.4.3 KIT DIPLOMAT CAMERA – ASSISTANT’S CONSOLE – A657-999-006-0

Item No.	Product name	SP
A657-999-006-0_K-001	KIT DIPLOMAT CAMERA – ASSISTANT’S CONSOLE	X

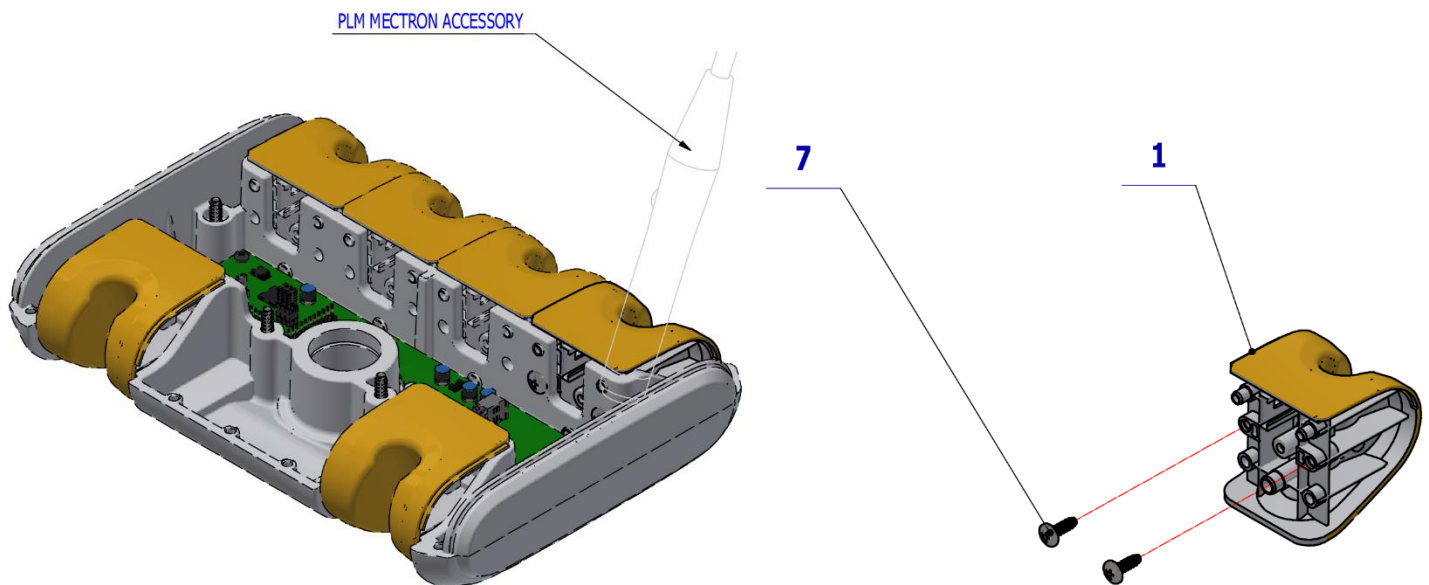
Pos.	Item no	Product name	QTY	Unit
001	A653-595-010-0	ACC. CAMERA DIPLOMAT – ASSISTANT’S CONSOLE	1.00	PC.
002	A657-490-000-0	ACC. CAMERA DIPLOMAT	1.00	PC.
003	ME376000.036	CAMERA DIPLOMAT USB	1.00	PC.

13/12/2022

4.5 PLM ACCESSORIES

4.5.1 PLM MECTRON ACCESSORY – ASSISTANT’S CONSOLE - A653-591-001-0

Item No.	Product name	SP
A653-591-001-0_K-001	PLM MECTRON ACCESSORY – ASSISTANT’S CONSOLE	X

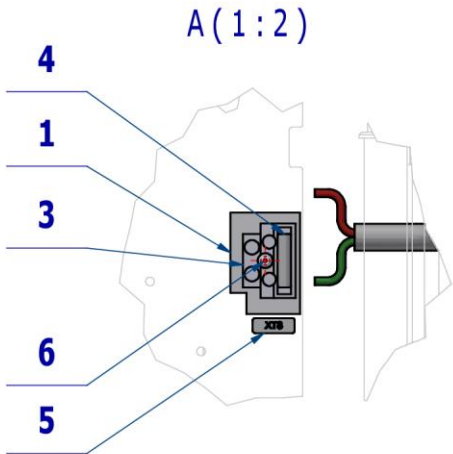
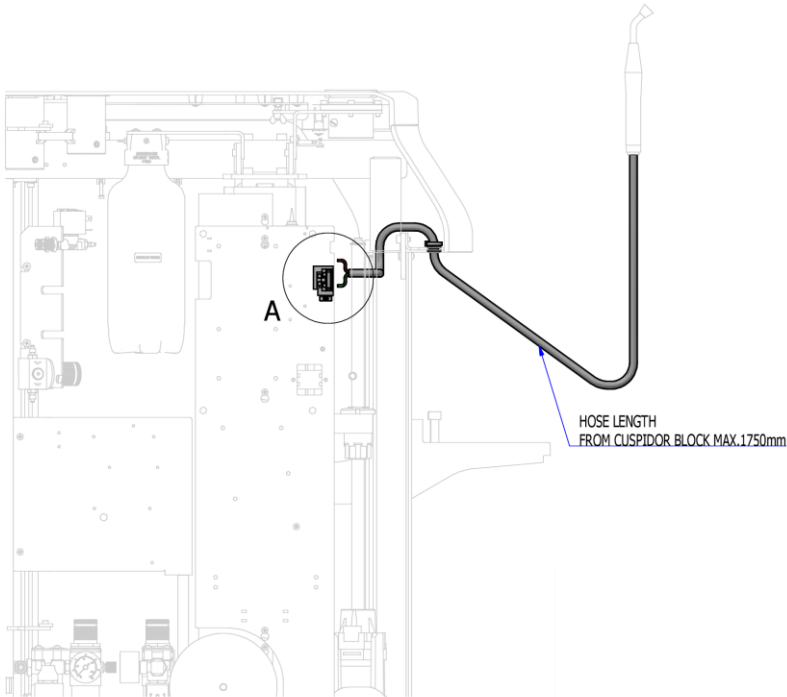


Pos.	Item no.	Product name	QTY	Unit	SP
001	ME321822.182	ADAPTER-8-TURBINE	1.00	PC.	X
007	ME307001.024	SCREW STP31 4.5x14 - H2	2.00	PC.	X

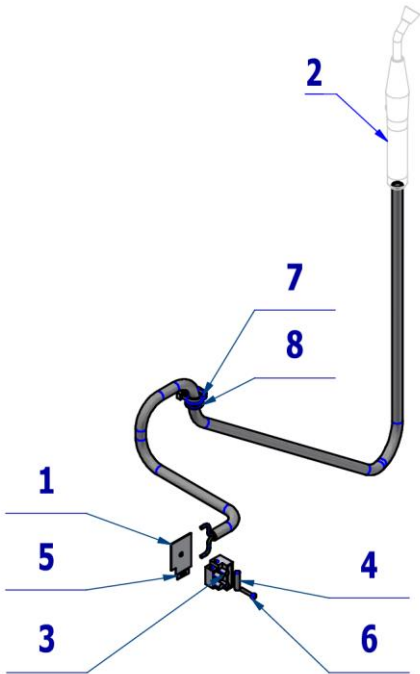
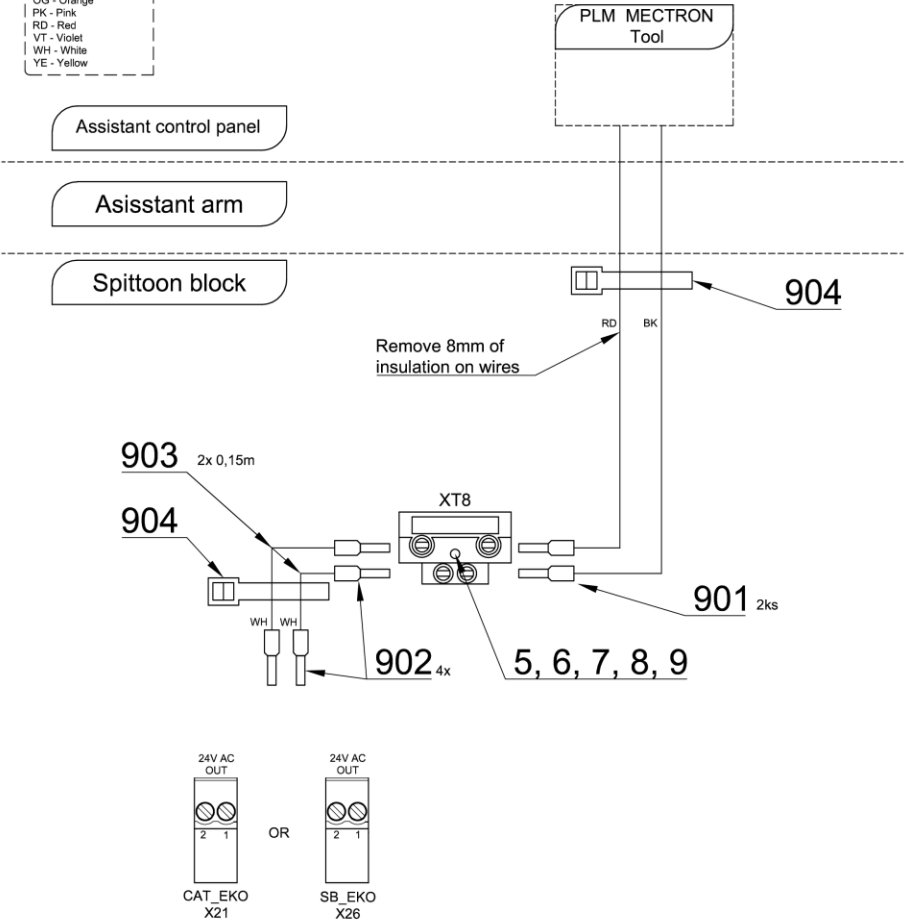
PZ_21_040_OS_18/06/2021

4.5.2 PLM MECTRON ACCESSORY IN CB– A658-486-000-0

Item no.	Product name	SP
A658-486-000-0_K-001	PLM MECTRON IN CP ACCESSORY	X



- BK - Black
- BN - Brown
- BU - Blue
- GN - Green
- GNVE - Green/Yellow
- GY - Grey
- OG - Orange
- PK - Pink
- RD - Red
- VT - Violet
- WH - White
- YE - Yellow



Pos.	Item no.	Product name	QTY	Unit	SP
001	V606.49-00-11	TERMINAL BLOCK WASHER	1,00	PC.	X
002	ME341000.045	PLM MECTRON STARLIGHT S		PC.	X
003	ME345621.021	TERMINAL BLOCK WITH FUSE CM 1025	1,00	PC.	X
004	ME371814.057	FUSE 5X20 T 315 mA	1,00	PC.	X
005	V400.01-00-54	LABEL XT8		PC.	
006	ME309255.049	SCREW M 3X16	1,00	PC.	X
007	ME397900.012	CABLE TIE CIMCO – 181361	1,00	PC.	
008	ME273121.047	ADAPTER TYPE F2 9,5x3	1,00	PC.	
901	ME375000.010	INSULATED CRIMP FITTING -NITI 0,25x8 BU	2,00	PC.	
902	ME375000.003	INSULATED CRIMP FITTING -NITI 0,5X8WH	4,00	PC.	
903	ME341411.059	WIRE LAU 0,5 WHITE	0,30	M	X
904	ME397900.012	CABLE TIE CIMCO – 181361	3,00	PC.	

PZ 23_046_OS_24/08/2023



Pos. 2 PLM MECTRON STARLIGHT S must be ordered separately.

4.5.3 KIT PLM MECTRON - ASSISTANT'S CONSOLE – A657-999-003-0

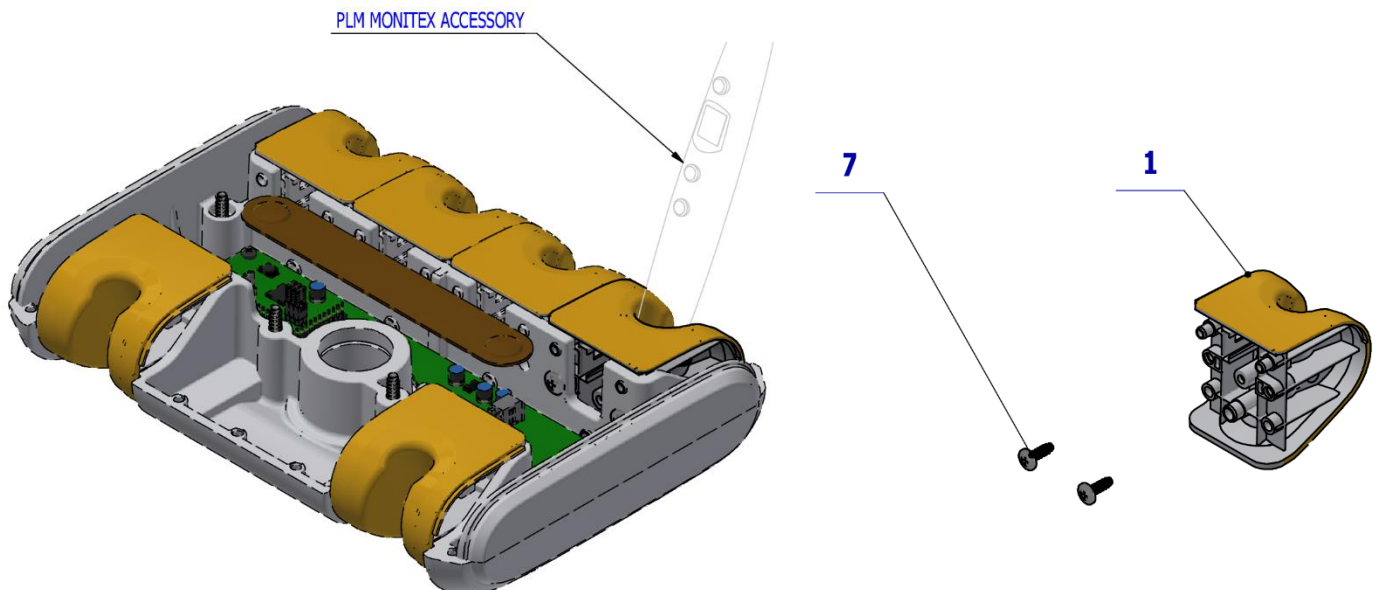
Item No.	Product name	SP
A657-999-003-0_K-001	KIT PLM MECTRON - ASSISTANT'S CONSOLE	X

Pos.	Item no.	Product name	QTY	Unit	SP
001	A657-486-000-0	ACC. PLM MECTRON IN CB	1.00	PC.	
002	A653-591-001-0	ACC. PLM MECTRON – ASSISTANT'S CONSOLE	1.00	PC.	
003	ME341000.045	PLM MECTRON STARLIGHT S	1.00	PC.	

13/12/2022

4.5.4 PLM MONITEX ACCESSORY - ASSISTANT'S CONSOLE – A653-592-001-0

Item No.	Product name	SP
A653-592-001-0_K-001	PLM MONITEX ACCESSORY – ASSISTANT'S CONSOLE	X

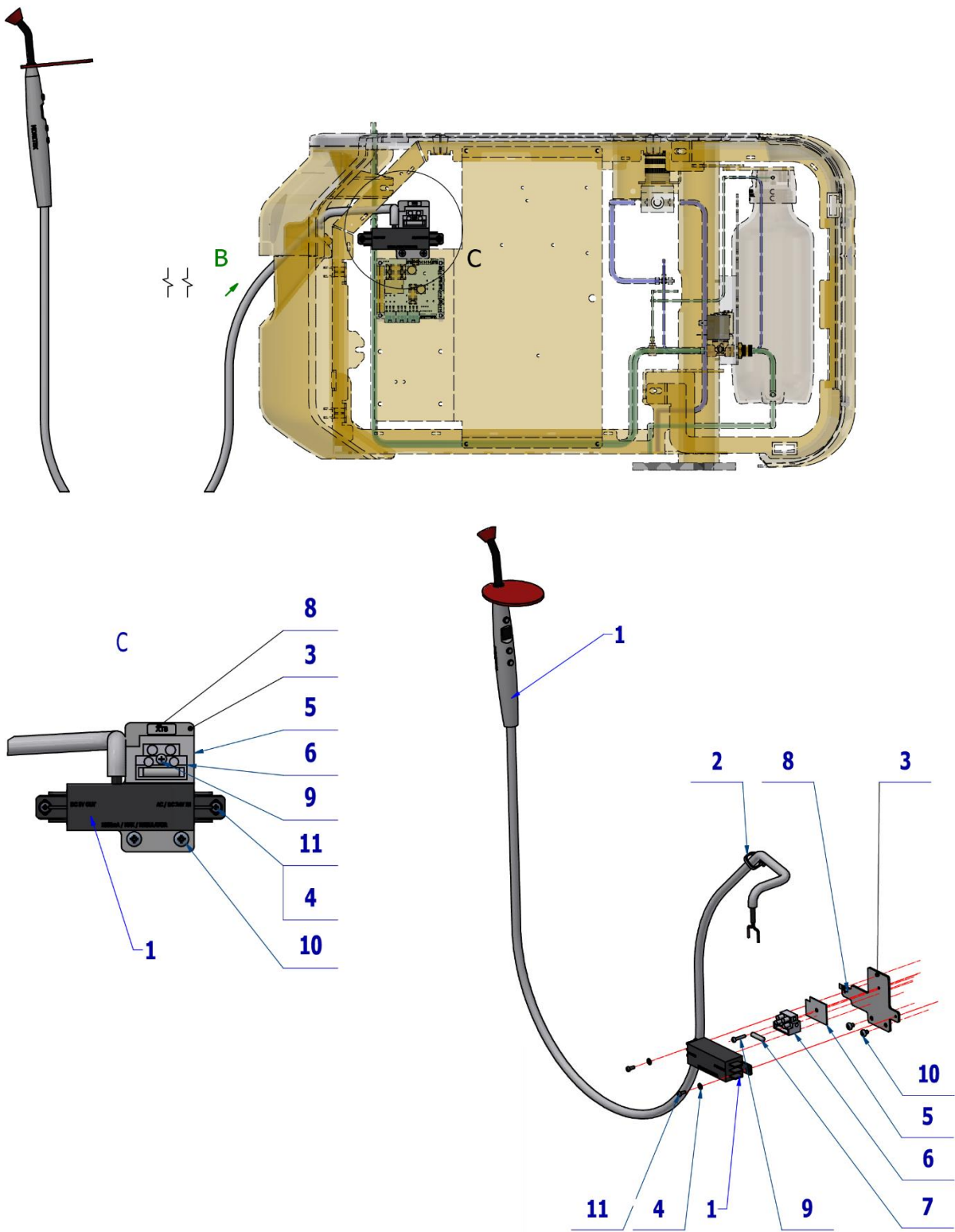


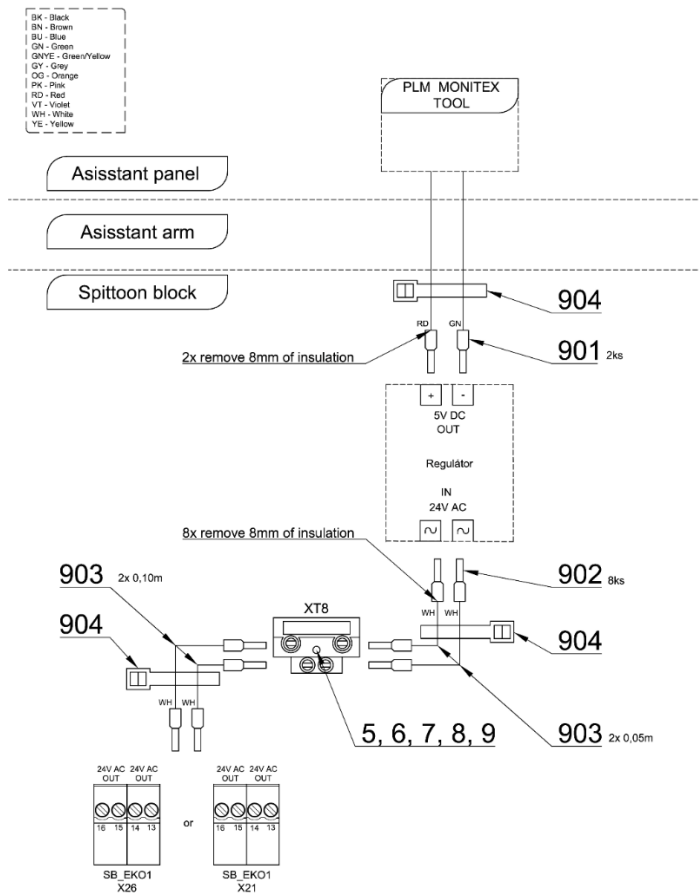
Pos.	Item no.	Product name	QTY	Unit	SP
001	ME321822.176	ADAPTER-2-DX, PLM	1.00	PC.	X
007	ME307001.024	SCREW STP31 4.5x14 - H2	2.00	PC.	X

PZ_21_040_OS_18/06/2021

4.5.5 PLM MONITEX ACCESSORY IN CB - A657-487-000-0

Item No.	Product name	SP
A657-487-000-0_K-001	PLM MONITEX ACCESSORY IN CB	X





Pos.	Item no.	Product name	QTY	Unit	SP
001	ME341000.055	PLM MONITEX with converter		PC.	
002	ME397900.012	CABLE TIE CIMCO – 181361	2,00	PC.	X
003	V657-487-001-0	WASHER SOURCE PLM	1,00	PC.	X
004	ME311210.026	WASHER P 3,2	2,00	PC.	X
005	V606.49-00-11	TERMINAL BLOCK WASHER	1,00	PC.	X
006	ME345621.021	TERMINAL BLOCK WITH FUSE CM 1025	1,00	PC.	X
007	ME371814.057	FUSE 5X20 T 315 mA	1,00	PC.	X
008	V400.01-00-54	LABEL XT8		PC.	
009	ME309255.049	SCREW M 3X16	1,00	PC.	X
010	ME309255.047	SCREW M 4X5	1,00	PC.	X
011	ME309255.036	SCREW M 3X8	1,00	PC.	X

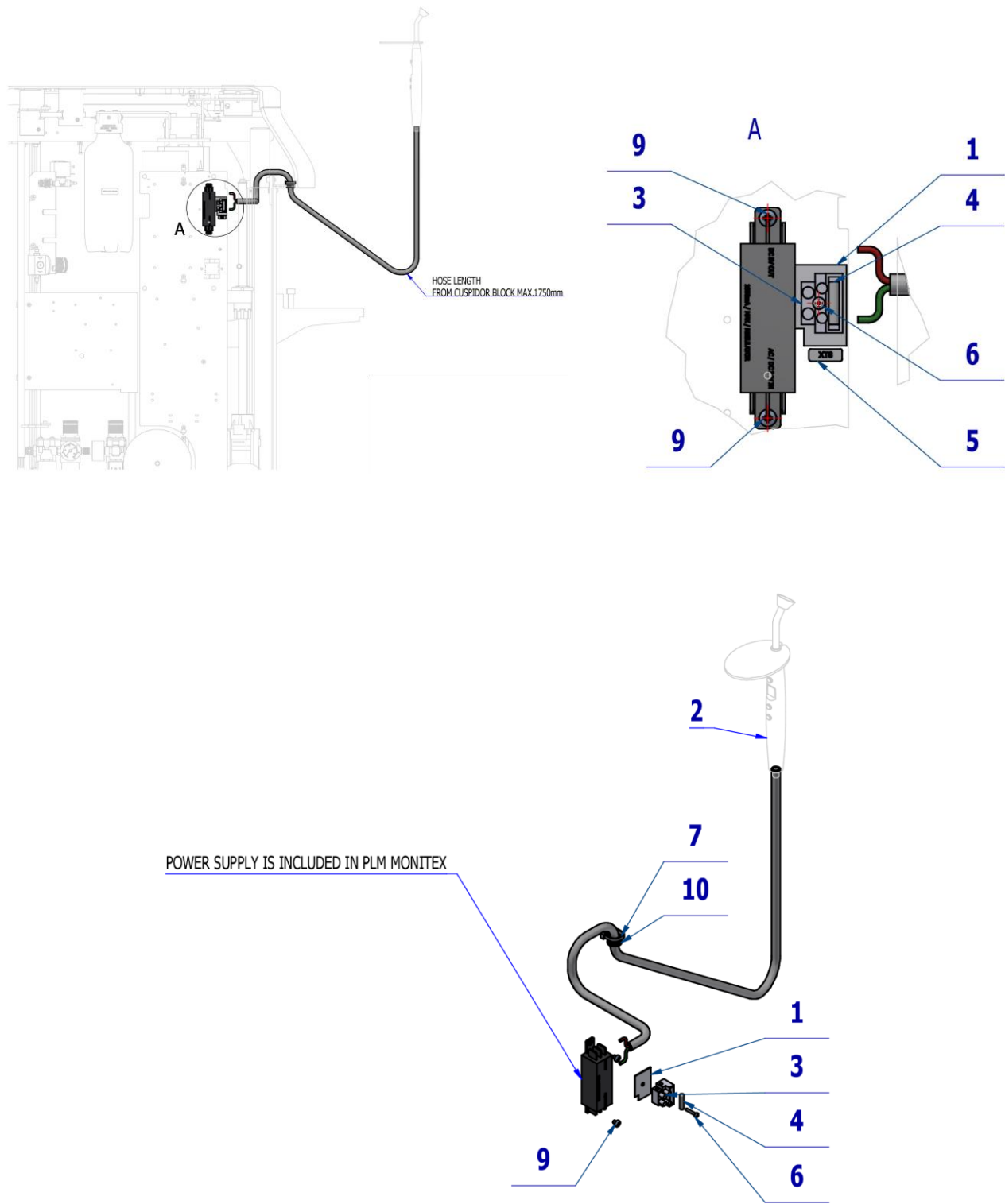
15/07/2021

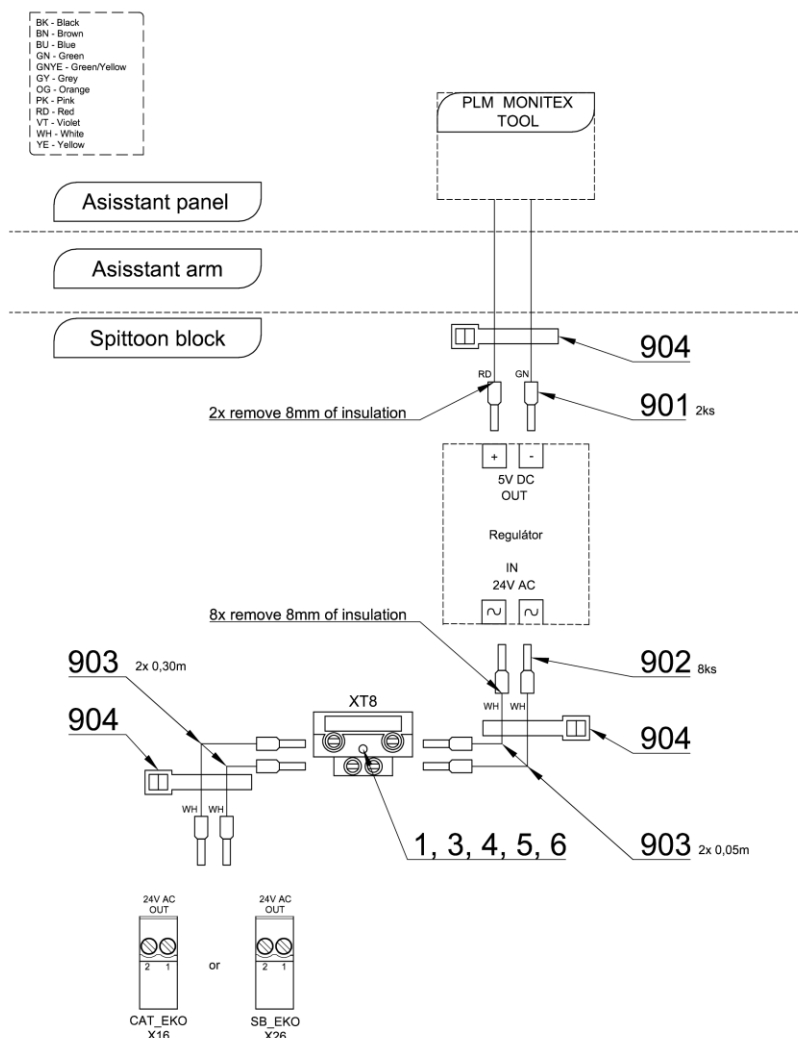


Pos. 1 PLM MONITEX with converter must be ordered separately.

4.5.5 PLM MONITEX ACCESSORY IN CB- A658-487-000-0

Item no.	Product name	SP
A658-487-000-0_K-001	PLM MONITEX IN CP ACCESSORY	X





Pos.	Item no.	Product name	QTY	Unit	SP
001	V606.49-00-11	TERMINAL BLOCK WASHER	1,00	PC.	X
002	ME341000.055	PLM MONITEX WITH CONVERTER		PC.	X
003	ME345621.021	TERMINAL BLOCK WITH FUSE CM 1025	1,00	PC.	X
004	ME371814.057	FUSE 5X20 T 315 mA	1,00	PC.	X
005	V400.01-00-54	LABEL XT8		PC.	
006	ME309255.049	SCREW M 3X16	1,00	PC.	X
007	ME397900.012	CABLE TIE CIMCO – 181361	1,00	PC.	X
009	ME309255.047	SCREW M 4X5	2,00	PC.	X
010	ME273121.047	ADAPTER TYPE F2 9,5x3			
901	ME375000.004	INSULATED CRIMP FITTING - NITI 0,34x8 TQ ETTINGER	2,00	PC.	
902	ME375000.003	INSULATED CRIMP FITTING -NITI 0,5X8WH	8,00	PC.	
903	ME341411.059	WIRE LAU 0,5 WHITE	1,00	M	X
904	ME397900.012	CABLE TIE CIMCO – 181361	3,00	PC.	

PZ 23_046_OS_24/08/2023



Pos. 2 PLM MONITEX with converter must be ordered separately.

4.5.6 KIT PLM MONITEX – ASSISTANT'S CONSOLE - A657-999-004-0

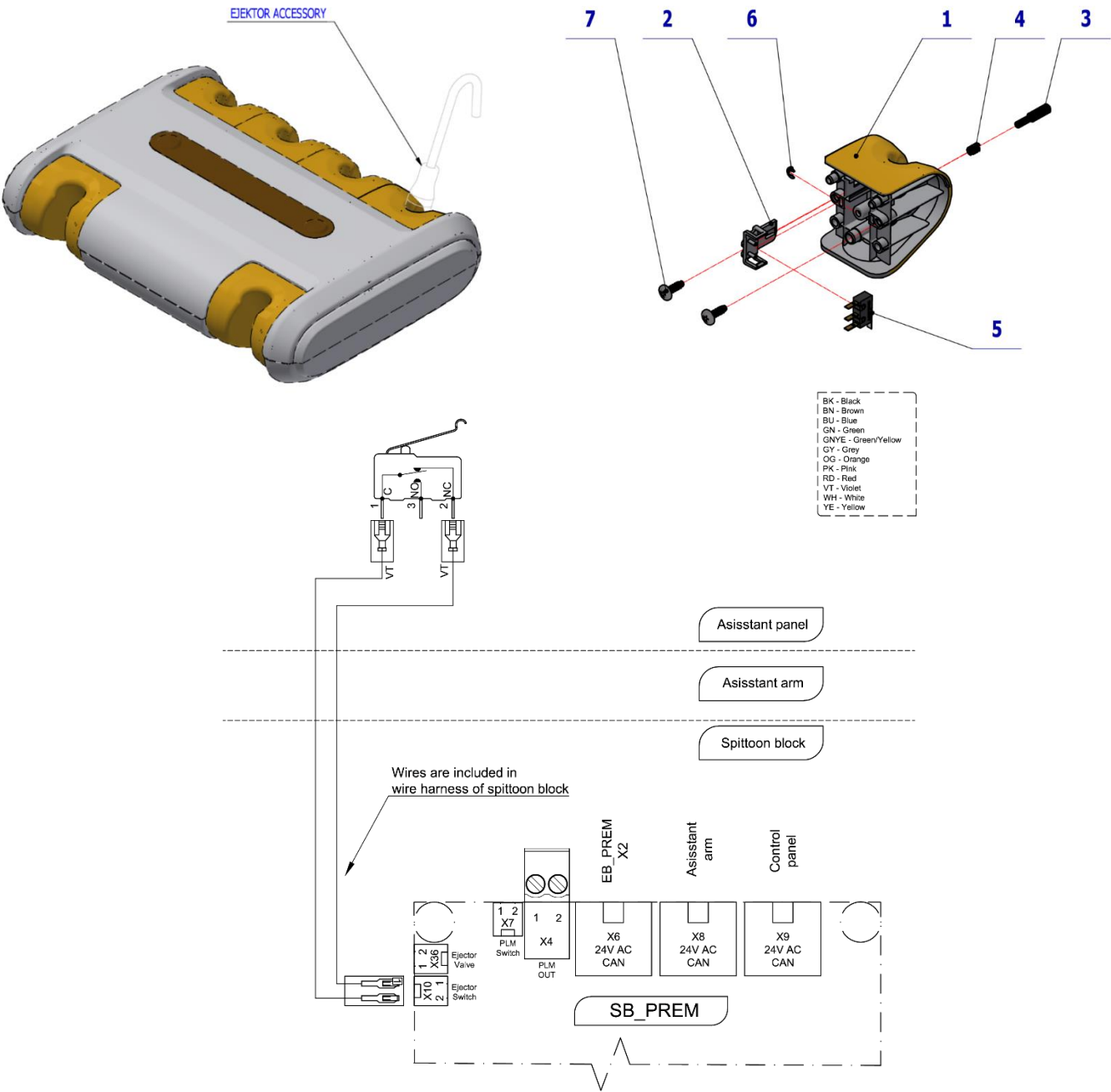
Item No.	Product name	SP
A657-999-004-0_K-001	KIT PLM MONITEX – ASSISTANT'S CONSOLE	X

Pos.	Item no.	Product name	QTY	Unit	SP
001	A657-487-000-0	ACC. PLM MONITEX IN CB	1.00	PC.	
002	A653-592-001-0	ACC. PLM MONITEX – ASSISTANT'S CONSOLE	1.00	PC.	
003	ME341000.055	PLM MONITEX with converter	1.00	PC.	

13/12/2022

4.6 OTHER ACCESSORIES
4.6.1 EJECTOR ACCESSORY – ASSISTANT’S CONSOLE - A653-590-001-0

Item No.	Product name	SP
A653-590-001-0_K-001	EJECTOR ACCESSORY – ASSISTANT’S CONSOLE	X

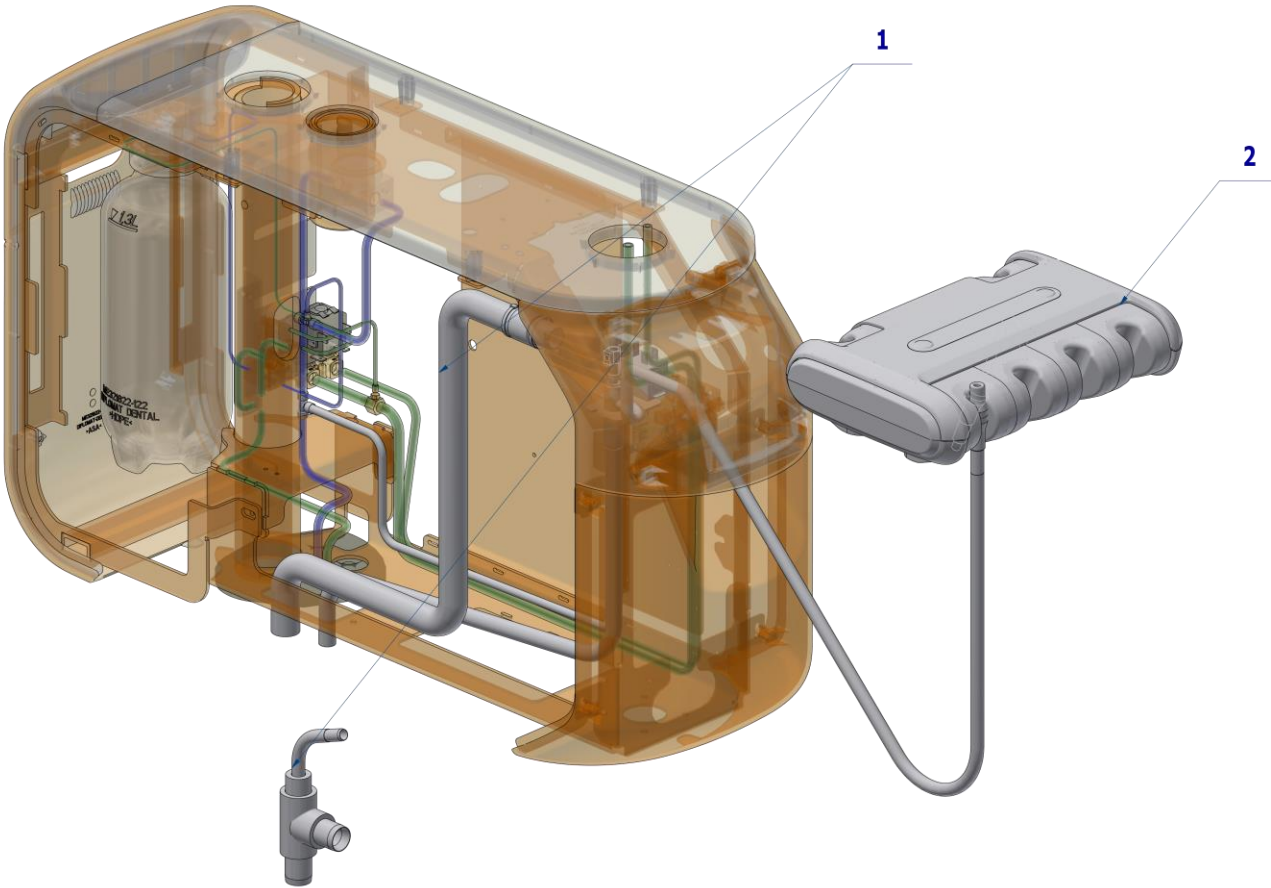


Pos.	Item no.	Product name	QTY	Unit	SP
001	ME321822.181	ADAPTER 7	1.00	PC.	X
002	ME321822.184	SENSOR HOLDER	1.00	PC.	X
003	V653-700-056-0	CAM 7	1.00	PC.	X
004	ME315000.038	TOOL HOLDER SPRING	1.00	PC.	X
005	ME374415.036	MICROSWITCH OMRON SS-5GL111-FT	1.00	PC.	X
006	ME311000.001	LOCK RING P 3,2 ZN	1.00	PC.	X
007	ME307001.024	SCREW STP31 4.5x14 - H2	2.00	PC.	X
901	ME345571.031	FASTON. 2,8X0,5	2.00	PC.	X
902	ME341419.018	WIRE LiY 0,25 VT PURPLE	3.40	M	
903	ME372010.141	CRIMP CONTACT NSK 25-0	2.00	PC.	
904	ME374060.010	HOUSING NSG 25-2	1.00	PC.	

10/18/2020

4.6.2 KIT EJECTOR – ASSISTANT’S CONSOLE – A657-999-005-0

Item No.	Product name	SP
A657-999-005-0_K-001	KIT EJECTOR – ASSISTANT’S CONSOLE	X

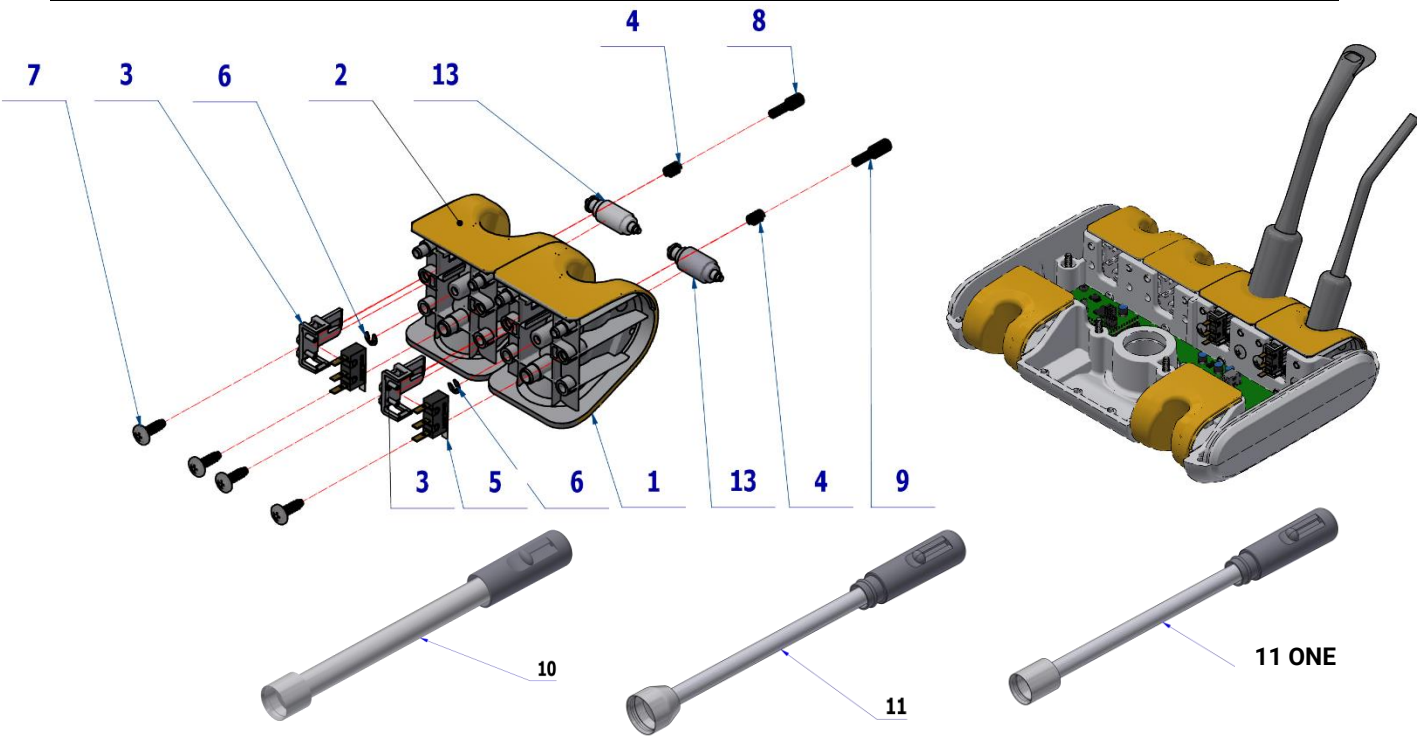


Pos	Item no.	Product name	QTY	Unit	SP
001	A657-430-000-0	ACC. EJECTOR IN CB	1.00	PC.	
002	A653-590-001-0	ACC. EJECTOR – ASSISTANT’S TABLE	1.00	PC.	

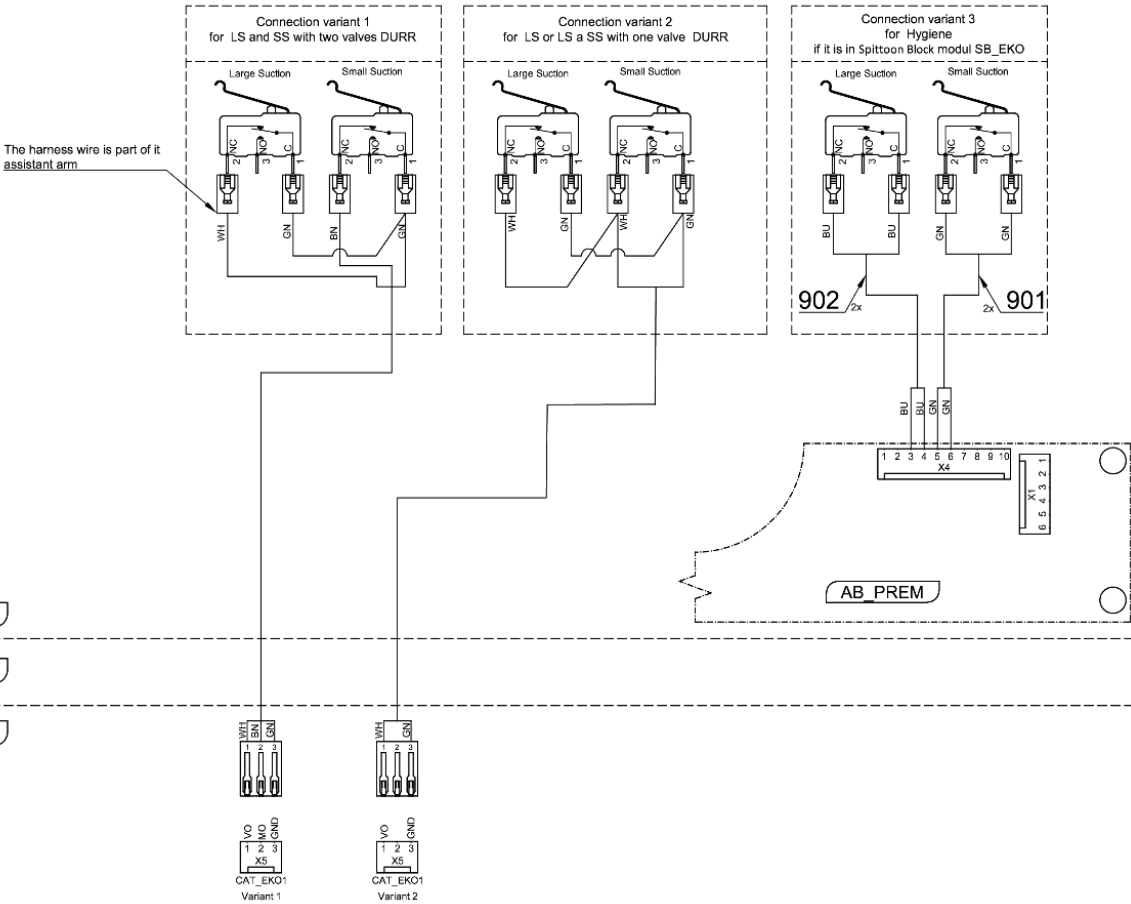
13/12/2022

4.6.3 LARGE AND SMALL ASPIRATOR ACCESSORY - A657-596-001-0

Item No.	Product name	SP
A657-596-001-0_K-001	LARGE AND SMALL ASPIRATOR ACCESSORY	X



- BR - Black (Braided)
- BN - Brown (Braided)
- BU - Blue (Braided)
- GN - Green (Braided)
- GNVE - Green/Yellow
- GY - Grey (Braided)
- OD - Orange (over 2000)
- PK - Pink (Braided)
- RD - Red (Braided)
- VI - Violet (Braided)
- WH - White (Braided)
- YF - Yellow (Braided)



Pos.	Item no.	Product name	QTY	Unit	SP
001	ME321822.177	ADAPTER-3-MO	1,00	PC.	X
002	ME321822.175	ADAPTER-1-VO, CAMERA	1,00	PC.	X
003	ME321822.184	SENSOR HOLDER	2,00	PC.	X
004	ME315000.038	TOOL HOLDER SPRING	2,00	PC.	X
005	ME374415.036	MICROSWITCH OMRON SS-5GL111-FT	2,00	PC.	X
006	ME311000.001	LOCK RING P 3,2 ZN	2,00	PC.	X
007	ME307001.024	SCREW STP31 4.5x14 - H2	4,00	PC.	X
008	V653-700-051-0	CAM 2	1,00	PC.	X
009	V653-700-057-0	CAM 8	1,00	PC.	X
010	A653-596-010-0	HOSE LA		PC.	
011	A653-596-011-0	HOSE SA		PC.	
011	A657-596-011-0	HOSE SA - ONE		PC.	
013	A653-596-021-0>>	GUIDE ROLLER LA and SA		PC.	
901	ME374100.037	WIRE YV - GN	2,00	PC.	X
902	ME374100.079	WIRE YV - BU	2,00	PC.	X

PZ_22_139_01/05/2023



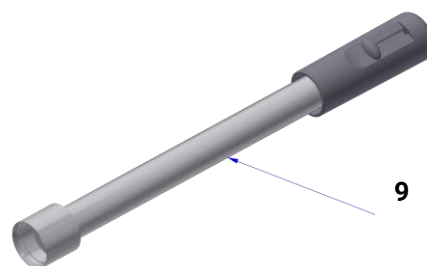
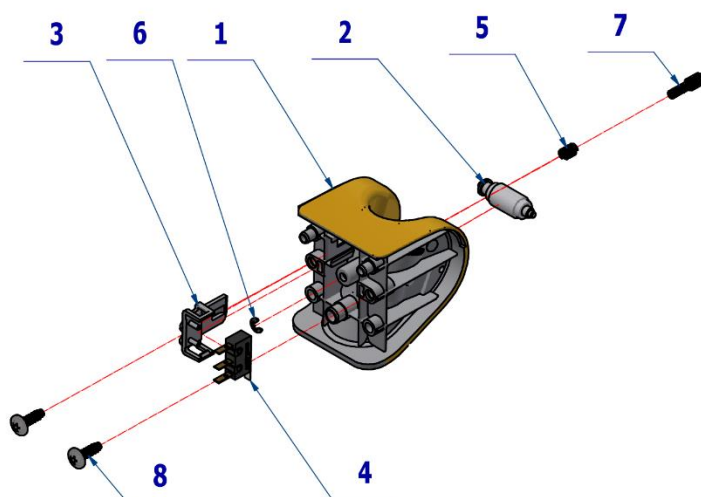
Pos. 13 - GUIDE ROLLER LA and SA (chap. 4.6.5)

Pos. 10 - HOSE LA

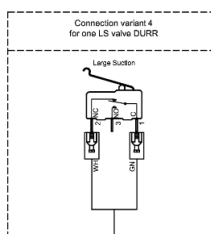
Pos. 11 - HOSE SA/ HOSE SA - ONE

must be ordered separately according to unit configuration, more in marked chapter.

4.6.4 LARGE ASPIRATOR ACCESSORY - A657-598-001-0



01 - 01mm (0.01mm)
02 - 02mm (0.02mm)
03 - 03mm (0.03mm)
04 - 04mm (0.04mm)
05 - 05mm (0.05mm)
06 - 06mm (0.06mm)
07 - 07mm (0.07mm)
08 - 08mm (0.08mm)
09 - 09mm (0.09mm)
10 - 10mm (0.10mm)
11 - 11mm (0.11mm)
12 - 12mm (0.12mm)
13 - 13mm (0.13mm)
14 - 14mm (0.14mm)
15 - 15mm (0.15mm)




The harness wire is part of a assistant arm


Assistant panel

Assistant arm

Spittoon Block



Variant 4



Pos.	Item no.	Product name	QTY	Unit	SP
001	ME321822.175	ADAPTER-1-VO, CAMERA	1,00	PC.	X
002	A653-596-021-0>>	GUIDE ROLLER LA and SA		PC.	X
003	ME321822.184	SENSOR HOLDER	1,00	PC.	X
004	ME374415.036	MICROSWITCH OMRON SS-5GL111-FT	1,00	PC.	X
005	ME315000.038	TOOL HOLDER SPRING	1,00	PC.	X
006	ME311000.001	LOCK RING P 3,2 ZN	1,00	PC.	X
007	V653-700-051-0	CAM 2	1,00	PC.	X
008	ME307001.024	CREW STP31 4.5x14 - H2	2,00	PC.	X
009	A653-596-010-0	HOSE LA		PC.	

07/03/2023

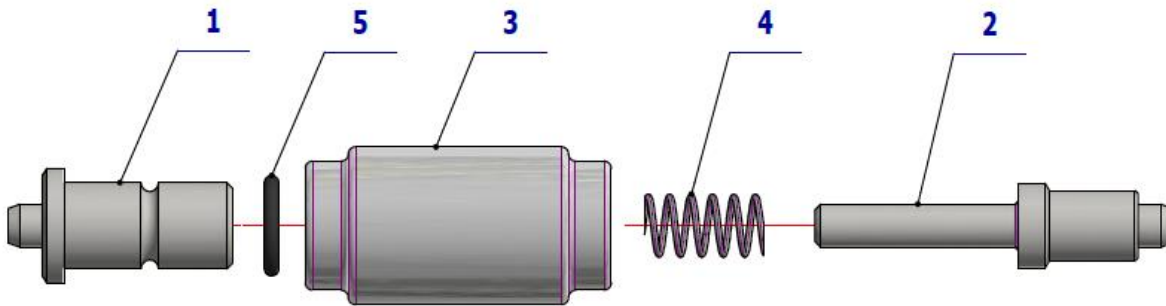


Pos. 2 - GUIDE ROLLER LA and SA (chap. 4.6.5)

must be ordered separately according to unit configuration, more in marked chapter.

4.6.5 GUIDE ROLLER, LARGE AND SMALL SALIVA ASPIRATOR - A653-596-021-0

Item No.	Product name	SP
A653-596-021-0_K-001	GUIDE ROLLER, LARGE AND SMALL SALIVA ASPIRATOR	X



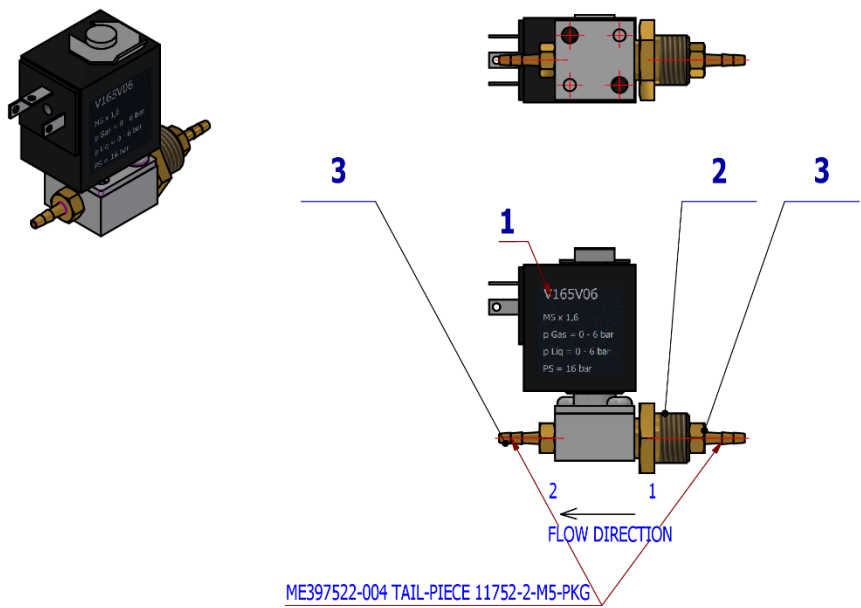
Pos.	Item no.	Product name	QTY	Unit	SP
001	V653-596-021-0	AXIS ADAPTERS A	1.00	PC.	X
002	V653-596-022-0	AXIS ADAPTERS B	1.00	PC.	X
003	V653-596-023-0	ROLLER VO	1.00	PC.	X
004	ME315000.036	SPRING TL 0400x044x0117	1.00	PC.	X
005	ME273111.004	O RING P 5X1 NBR70	1.00	PC.	X

20/10/2021

5 VALVES

5.1 VALVE Z031C ASSEMBLY - A653-470-150-0

Item No.	Product name	SP
A653-470-150-0	VALVE Z031C ASSEMBLY	X



Pos.	Item no.	Product name	QTY	Unit	SP
001	ME405658.018	VALVE V 165V06 ZE30C	1,00	PC.	X
002	V629.68-00-01	REDUCTION	1,00	PC.	X
003	ME397522.004	TAIL-PIECE 11752-2-M5-PKG	2,00	PC.	X

PZ_22_014_14/03/2022



VALVE Z031C ASSEMBLY - A653-470-150-0 is used in:
SYRINGE HYGIENE ACCESSORY IN CB – A658-474-000-0

D DENTIST'S PANTOGRAPH

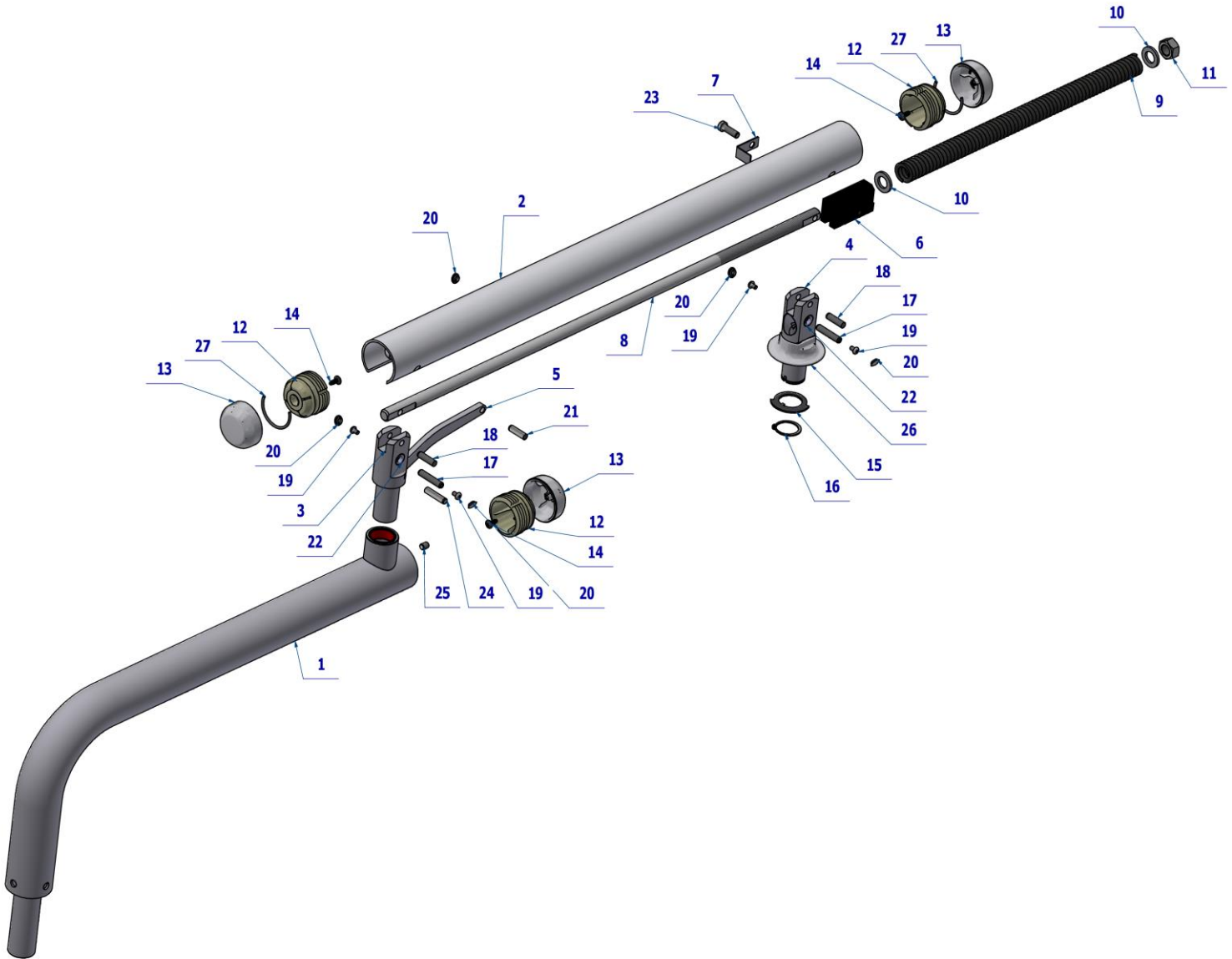


1

DENTIST'S ARM ONE 200
A658-050-000-0

1 DENTIST'S ARM ONE 200 – A658-050-000-0

Item No.	Product name	SP
A658-050-000-0_K-001	DENTIST'S ARM ONE 200 / UNPAINTED	X
A658-050-000-0_K-005	DENTIST'S ARM ONE 200 / WHT2_MATTE	X




Pos.	Item no.	Product name	QTY	Unit	SP
001	V658-050-014-0	FIXED DENTIST'S ARM	1,00	PC.	X
002	V657-050-015-0	DENTIST' S PANTOGRAPH COVER / WHT2_MAT	1,00	PC.	X
003	V657-050-009-0	FIXED PANTOGRAPH PIN / WHT2_MAT	1,00	PC.	X
004	V657-050-010-0	FIXED TABLE PIN / WHT2_MAT	1,00	PC.	X
005	V657-050-021-1	ROD / WHT2_MAT	1,00	PC.	X
006	V657-050-017-0	BRAKE STONE	1,00	PC.	X
007	V657-050-019-0	REINFORCING PLATE	1,00	PC.	X
008	V657-050-016-0	THREADED ROD	1,00	PC.	X
009	ME315000.129	SPRING DENTIST'S PANTOGRAPH – ONE TL5,5 x 28 x 550 x 64	1,00	PC.	X
010	V657-050-018-1	SPRING WASHER	2,00	PC.	X
011	ME311120.115	NUT M 16X2	1,00	PC.	X
012	ME321822.237	DENTIST COVER HOLDER	3,00	PC.	X
013	ME321822.236	DENTIST'S ARM COVER ECO	3,00	PC.	X
013	V657-050-022-0	DENTIST'S ARM COVER ECO / WHT2_MATTE	3,00	PC.	X
014	ME307001.032	SCREW STP31 5x13 - H2	3,00	PC.	X
015	V657-150-016-0	STOP WASHER	1,00	PC.	X
016	ME311733.036	LOCK RING P 30x1,5	1,00	PC.	X
017	V622.10-00-07.1	PIN	2,00	PC.	X

018	ME311565.106	PIN CYLINDRICAL P 8m6x30	2,00	PC.	X
019	ME309281.114	SCREW M 5x8	4,00	PC.	X
020	V657-050-023-0	BLIND / WHT2_MATTE	5,00	PC.	X
021	ME311565.112	PIN P 8x28 CYLINDRICAL	1,00	PC.	X
022	ME323000.026	CASE B10F 0805.5 KU	4,00	PC.	X
023	ME309542.010	SCREW M 8x25	1,00	PC.	X
024	ME311565.042	PIN P 8m6X36 A4	1,00	PC.	X
025	ME309287.031	SCREW M 8X10	1,00	PC.	X
026	ME321822.239	DENTIST'S TABLE COVER - STUD	1,00	PC.	X
026	V657-050-024-0	DENTIST'S TABLE COVER - STUD / WHT2_MATTE	1,00	PC.	X
027	ME311731.001	LOCK RING	2,00	PC.	X
901	A653-050-901-0	CONTROL PANEL BIND	1,00	PC.	X

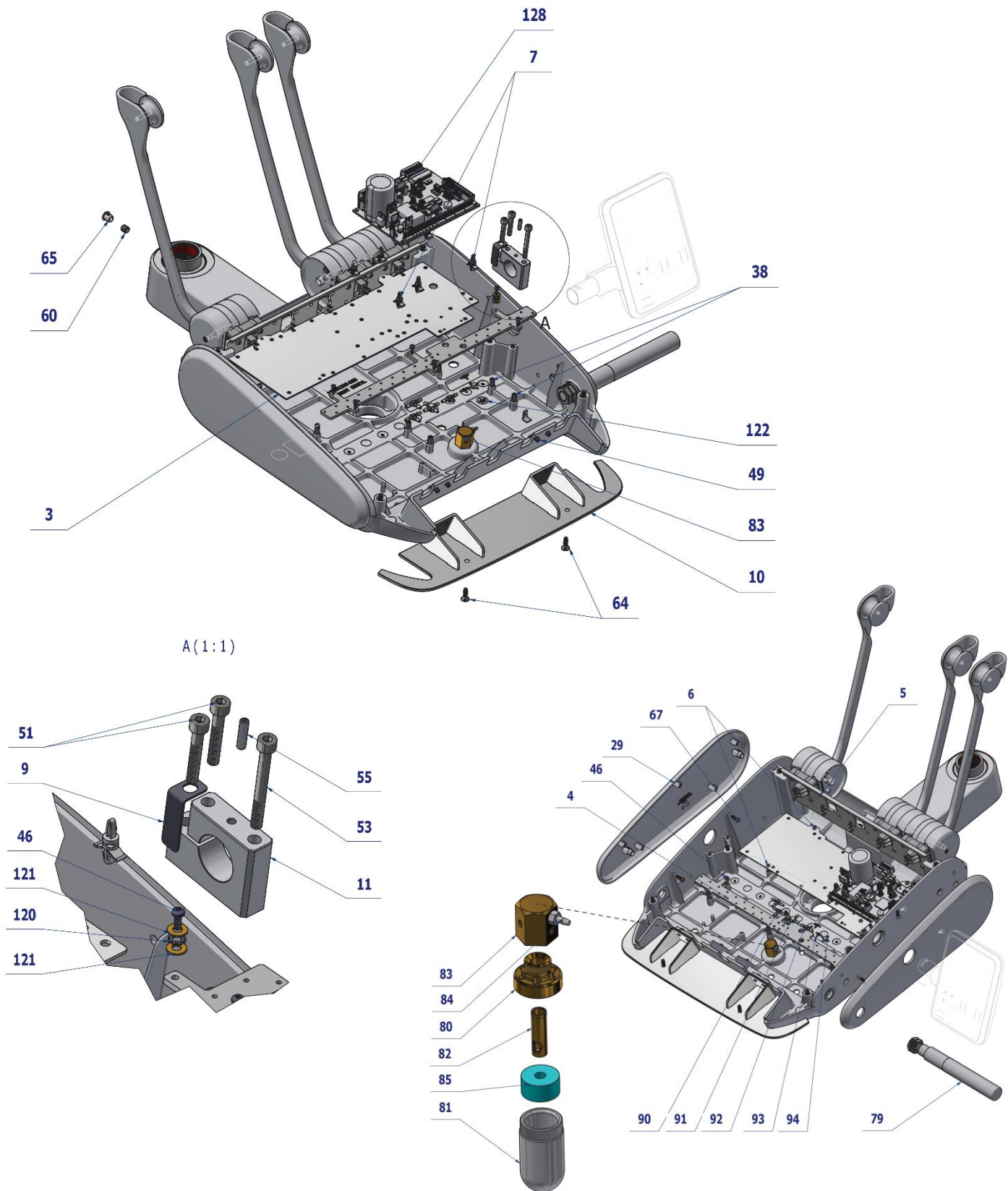
PZ_23_031_OS + PZ_23_083_01/08/2023

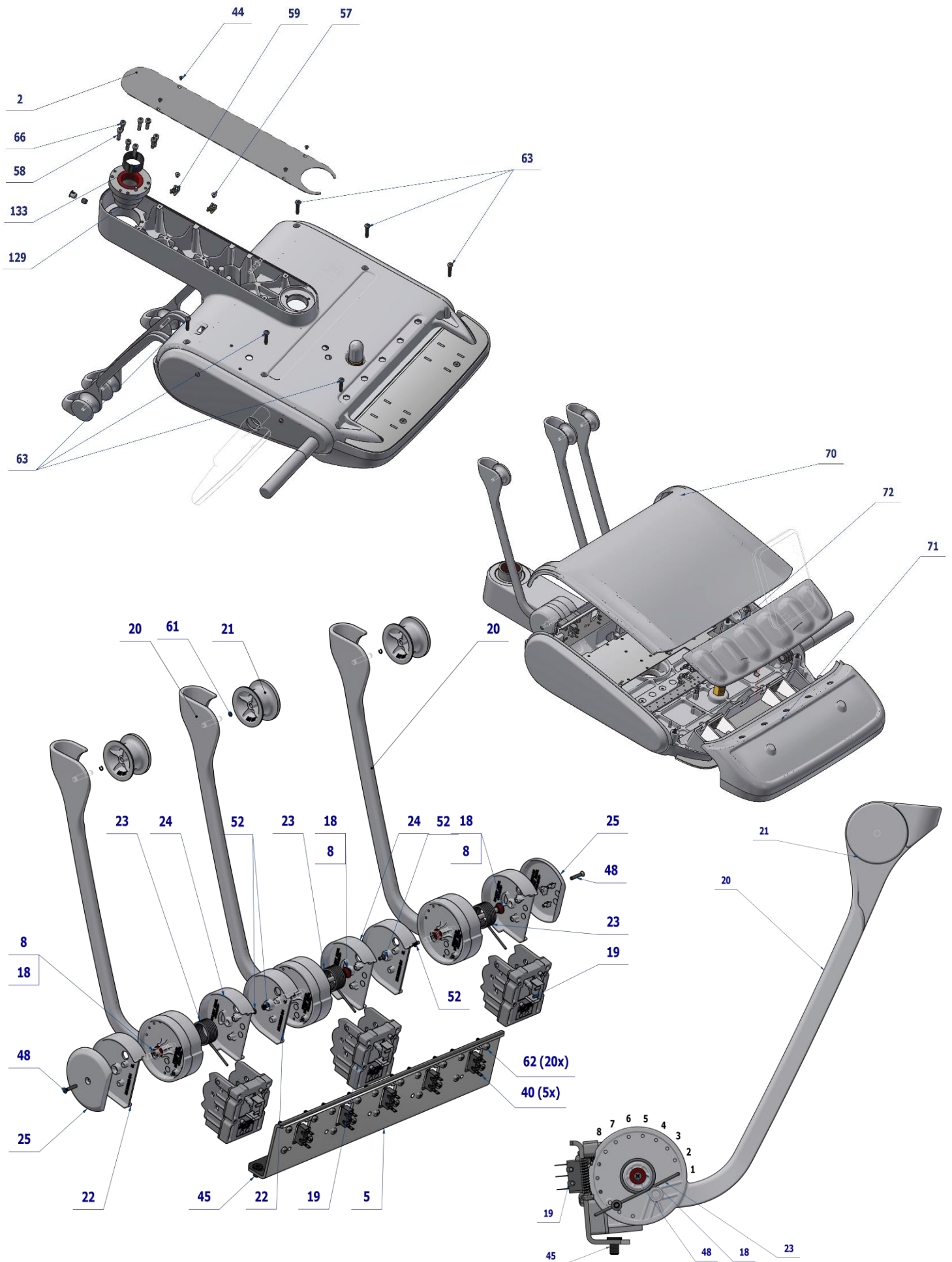
E DENTIST'S CONTROL PANEL UPPER HOSE DELIVERY SYSTEM

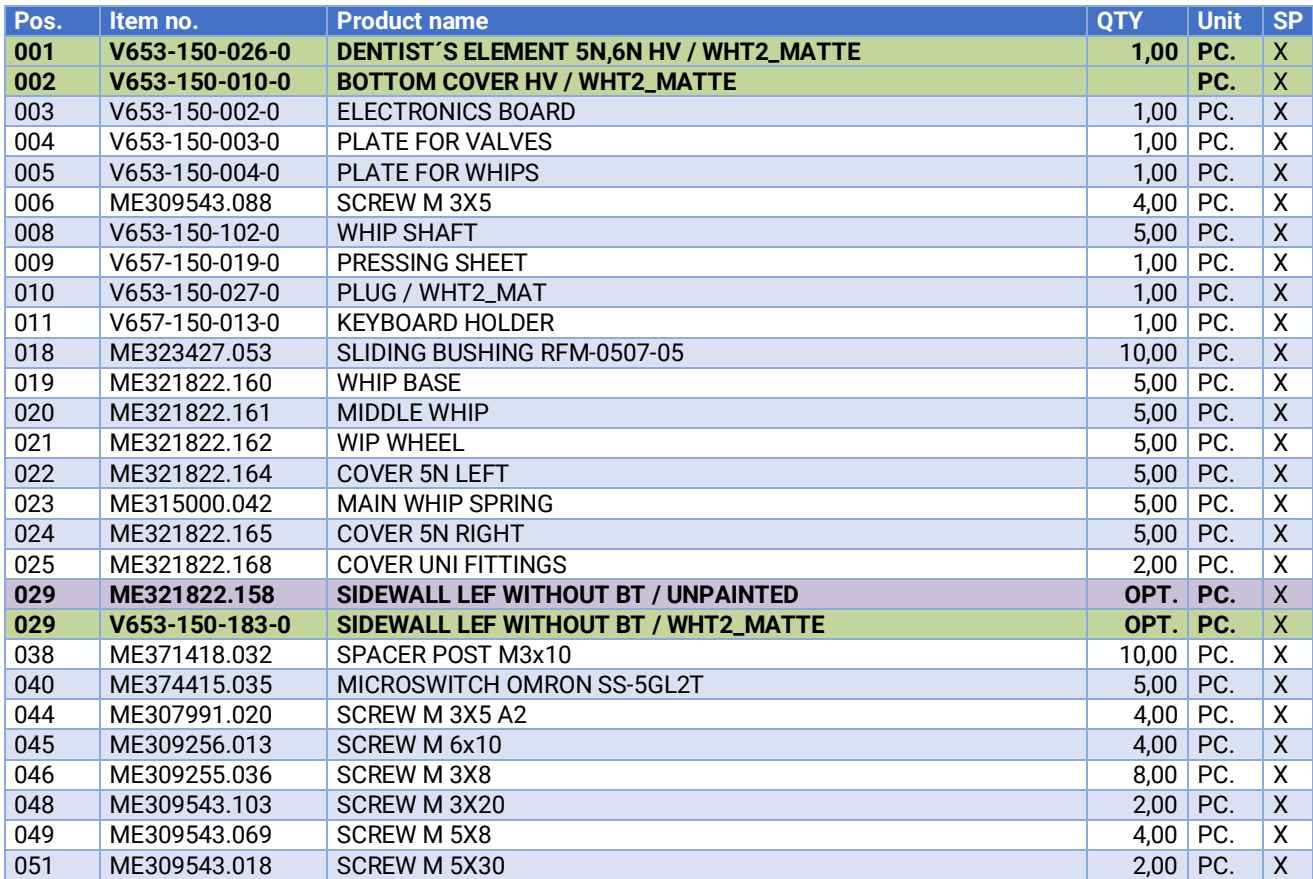


1 CONTROL PANEL
1.1 CONTROL PANEL 5I U – A657-150-001-0

Item No.	Product name	SP
A657-150-001-0_K-001	CONTROL PANEL 5I U / UNPAINTED	X
A657-150-001-0_K-005	CONTROL PANEL 5I U / WHT2_MATTE	X







052	ME309543.071	SCREW M 3x6	8,00	PC.	X
053	ME309543.045	SCREW M 5X45	1,00	PC.	X
055	ME309543.131	SCREW M 4X16	1,00	PC.	X
057	ME307991.010	SCREW M 4X6	2,00	PC.	X
058	ME309543.132	SCREW M 5X20	4,00	PC.	X
059	ME345711.049	CABLE TIE HOLDER	2,00	PC.	X
060	ME309287.019	SCREW M 8X8	1,00	PC.	X
061	ME311732.013	RING PDK 004 AKV	5,00	PC.	X
062	ME307001.014	SCREW STP32 4x13 - H2	20,00	PC.	X
063	ME307001.015	SCREW STP32 5x25 - H2	6,00	PC.	X
064	ME307001.016	SCREW STP33 5x16 - H2	2,00	PC.	X
065	V657-150-018-0	HOLE COVER 110-12/9,5X8,7 WHITE / WHT2_MATTE	1,00	PC.	X
066	ME309231.073	SCREW M 5X16	4,00	PC.	X
067	ME307001.027	SCREW STP39 4x13 -T20	6,00	PC.	X
070	ME321822.151	REAR COVER - U	OPT.	PC.	X
070	V653-150-184-0	REAR COVER - U / WHT2_MATTE	OPT.	PC.	X
071	ME321822.150	FRONT COVER - 5N U	OPT.	PC.	X
071	V653-150-185-0	FRONT COVER - 5N U / WHT2_MATTE	OPT.	PC.	X
072	ME321822.197	SILICONE PAD 5I OL	1,00	PC.	X
079	A653-150-006-0>>	ACC.FIXED HANDLE	1,00	PC.	X
080	V622.28-69-01	TANK PORT	1,00	PC.	X
081	V605.02-60-01	TANK	1,00	PC.	X
082	V622.28-69-02	NOZZLE	1,00	PC.	X
083	V622.28-69-05	TANK NUT	1,00	PC.	X
084	ME336401.009	ADAPTER M5220-1	1,00	PC.	X
085	ME273114.031	FILTER	1,00	PC.	X
094	ME336401.002	ADAPTER 4PX210-1	1,00	PC.	X
120	ME311214.002	WASHER P 4,3 SERRATED	1,00	PC.	X
121	ME311280.004	WASHER MS P 4,3	2,00	PC.	X
122	ME735552.115	GROUNDING SYMBOL 4-2240.017	1,00	PC.	X
128	ME374000.476	MODULE TB_EK01	1,00	PC.	X
129	V657-150-029-0	BEARING HOUSING / WHT2_MATTE	1,00	PC.	X
132	ME321822.157	SIDEWALL RIGHT WITHOUT BT / UNPAINTED	OPT.	PC.	X
132	V657-150-182-0	SIDEWALL RIGHT WITHOUT BT / WHT2_MATTE	OPT.	PC.	X
133	V657-150-012-0	BRAKE RING	1,00	PC.	X
901	ME374100.090	WIRE YV41	2,00	PC.	
902	ME374100.089	WIRE YV40	2,00	PC.	
903	ME374100.037	WIRE YV - GN	2,00	PC.	
904	ME374100.079	WIRE YV - BU	2,00	PC.	
905	ME374100.038	WIRE YV - YE	2,00	PC.	
906	ME397900.012	CABLE TIE CIMCO - 181361	10,00	PC.	
907	ME345711.034	CLAMP F0505 HC 101	2,00	PC.	

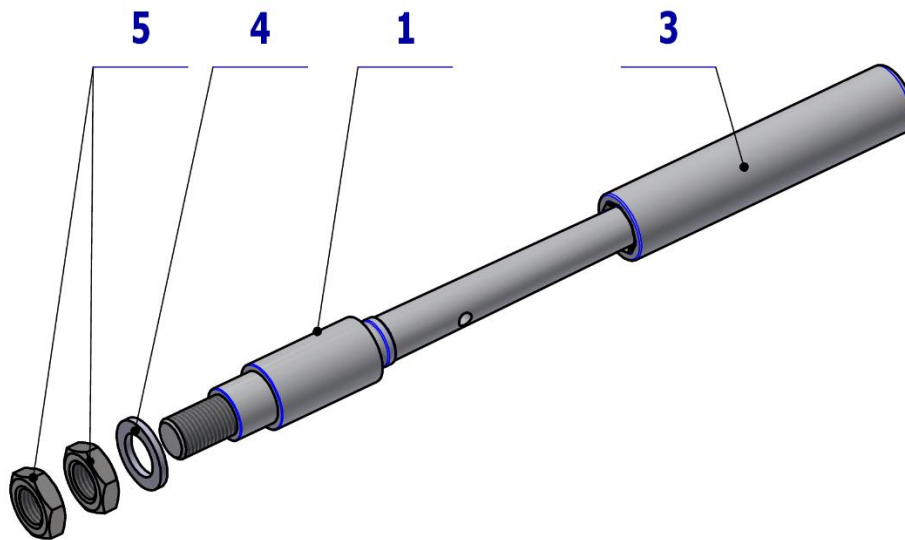
PZ_23_030_OS_21/04/2023



Pos. 2 - BOTTOM COVER HV / WHT2_MATTE must be ordered separately under n. V653-150-010-0.

1.1.1 ACC.FIXED HANDLE - A653-150-006-0

Item No.	Product name	SP
A653-150-006-0_K-005	ACC.FIXED HANDLE / WHT2_MATTE	X

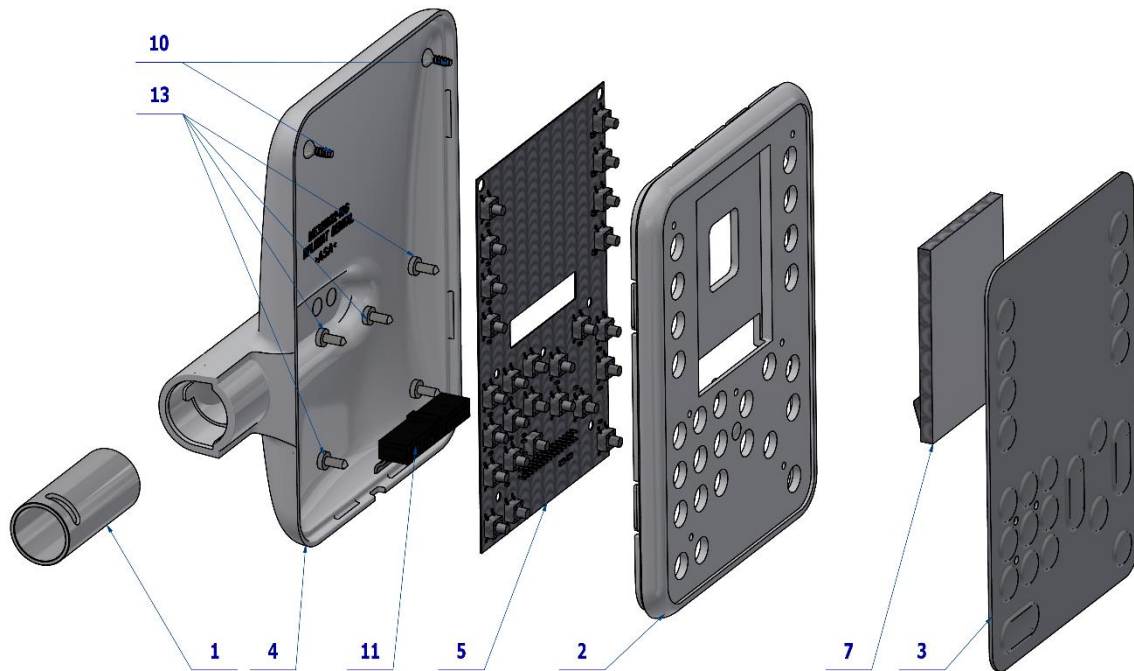


Pos.	Item no.	Product name	QTY	Unit	SP
001	V653-150-014-0	AXIS HANDLE SIMPLE / WHT2_MATTE	OPT.	PC.	X
003	ME321822.079	HANDLE BELT RP 71791/60U white	1.00	PC.	X
004	ME311210.036	WASHER P 15	1.00	PC.	X
005	ME311120.100	NUT M 14x1.5 ZN	2.00	PC.	X

13/10/2021

1.2 DISPLAY ONE PLUS ACCESSORY – A657-150-002-0

Item No.	Product name	SP
A657-150-002-0_K-001	DISPLAY ONE PLUS ACCESSORY / UNPAINTED	X
A657-150-002-0_K-005	DISPLAY ONE PLUS ACCESSORY / WHT2_MATTE	X

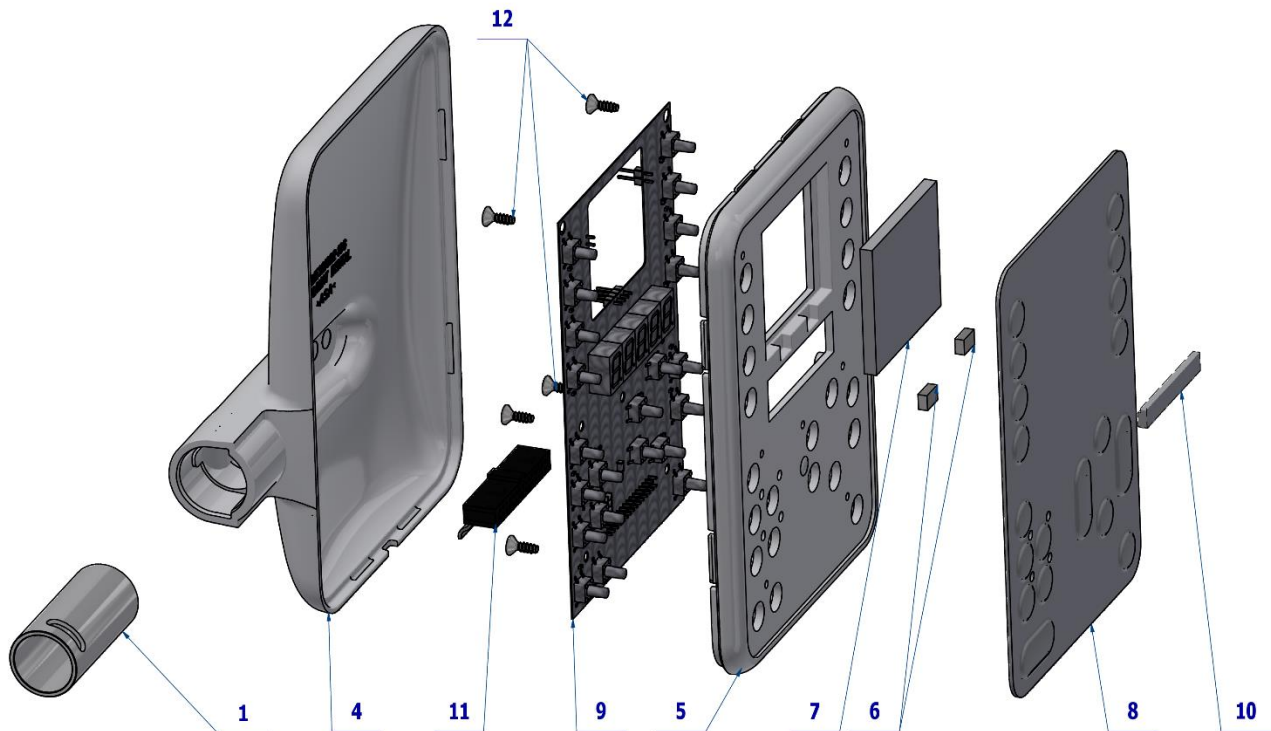


Pos.	Item no.	Product name	QTY	Unit	SP
001	V657-150-014-0	STUD DISPLAY	1,00	PC.	X
002	ME321822.187	FRONT KEYBOARD COVER -SL+SA-DISPLAY	OPT.	PC.	X
002	V657-150-187-0	FRONT KEYBOARD COVER DISPLAY / WHT2_MATTE	OPT.	PC.	X
003	ME735552.204	FOIL CONTROL PANEL LCD	1,00	PC.	X
004	ME321822.186	REAR KEYBOARD COVER -SL-ECO	OPT.	PC.	X
004	V657-150-186-0	REAR KEYBOARD COVER / WHT2_MATTE	OPT.	PC.	X
005	ME374000.477	MODULE DP_ECO3	1,00	PC.	X
007	ME374000.479	DISPLAY WF28JTYAJDNN0#	1,00	PC.	X
011	ME374000.499	FLAT WIRE 30PIN - 300mm	1,00	PC.	X
010	ME307001.009	SCREW STP33 3x9 - H1	2,00	PC.	
013	ME309285.034	SCREW KA 30X8	5,00	PC.	X

PZ_22_069_OS_01/01/2023

1.3 DISPLAY 7 SEGMENT – ONE ACCESSORY – A657-150-003-0

Item No.	Product name	SP
A657-150-003-0_K-001	DISPLAY 7 SEGMENT – ONE ACCESSORY / UNPAINTED	X
A657-150-003-0_K-005	DISPLAY 7 SEGMENT – ONE ACCESSORY / WHT2_MATTE	X



Pos.	Item no.	Product name	QTY	Unit	SP
001	V657-150-014-0	STUD DISPLAY	1,00	PC.	X
004	ME321822.186	REAR KEYBOARD COVER -SL-ECO	OPT.	PC.	X
004	V657-150-186-0	REAR KEYBOARD COVER / WHT2_MATTE	OPT.	PC.	X
005	ME321822.188	FRONT KEYBOARD COVER -SL+SA-7-SEGMENT	OPT.	PC.	X
005	V657-150-188-0	FRONT KEYBOARD COVER 7SEGMENT / WHT2_MAT	OPT.	PC.	X
006	ME405900.009	MAGNET 8X5X3 NDFEB ANIZOTROP	2,00	PC.	X
007	V657-150-020-0	DISPERSION APERTURE	1,00	PC.	X
008	ME735552.205	FOIL 7 SEGMENT	1,00	PC.	X
009	ME374000.478	MODULE 7SEG_EKO2	1,00	PC.	X
010	V601.2-00-72	HOLDER		PC.	X
011	ME374000.499	FLAT WIRE 30PIN - 300mm	1,00	PC.	X
012	ME307001.009	SCREW STP33 3x9 - H1	7,00	PC.	X

PZ 22_066_OS_13/02/2023

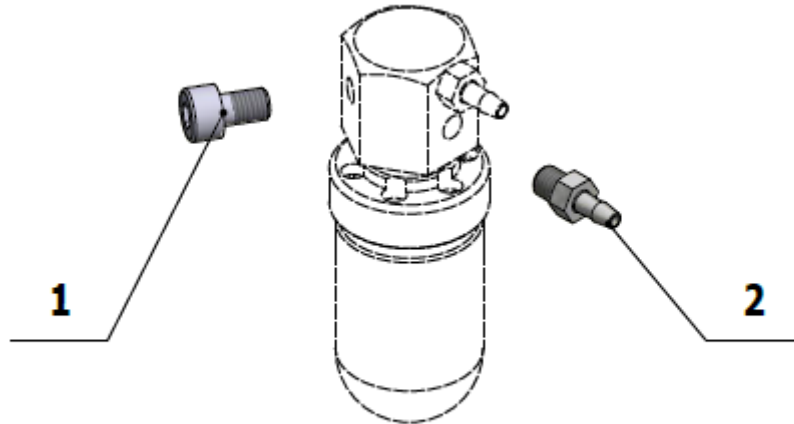


Pos. 10 - HOLDER must be ordered separately under n. V601.2-00-72.

2 SETS FOR ROTARY INSTRUMENTS

2.1 SET FOR 2 ROTARY INSTRUMENTS – A653-150-032-0

Item No.	Product name	SP
A653-150-032-0_K-001	SET FOR 2 ROTARY INSTRUMENTS	X

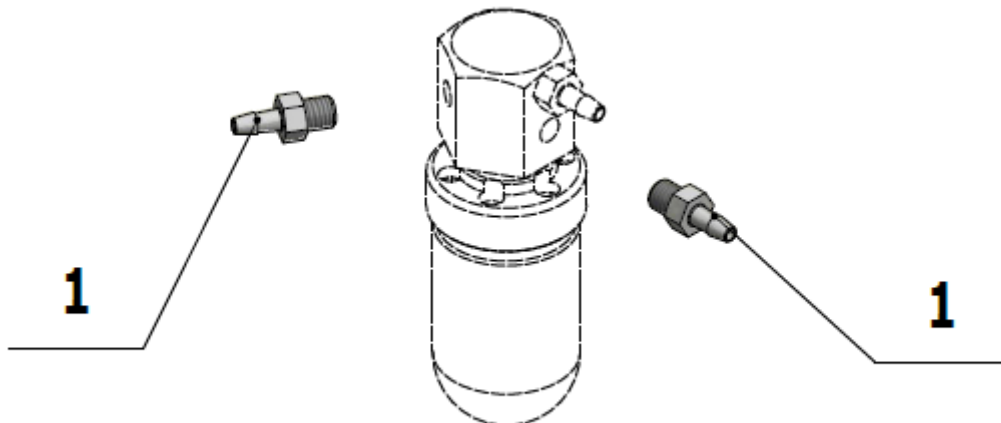


Pos.	Item no.	Product name	QTY	Unit	SP
001	ME309543.093	SCREW M 5X8	1.00	PC.	
002	ME336401.009	ADAPTER M5220-1	1.00	PC.	

08/12/2020

2.2 SET FOR 3 ROTARY INSTRUMENTS – A653-150-033-0

Item No.	Product name	SP
A653-150-033-0_K-001	SET FOR 3 ROTARY INSTRUMENTS	X



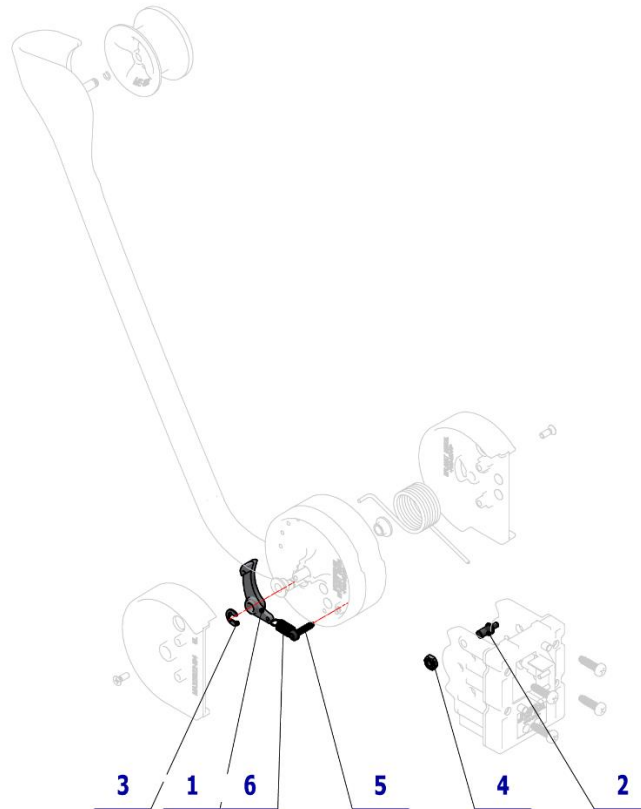
Pos.	Item no.	Product name	QTY	Unit	SP
001	ME336401.009	ADAPTER M5220-1	2.00	PC.	

08/12/2020

3 WHIP ACCESSORY

3.1 WHIP DETENT ACCESSORY - A657-294-001-0

Item No.	Product name	SP
A657-294-001-0	WHIP DETENT ACCESSORY	X

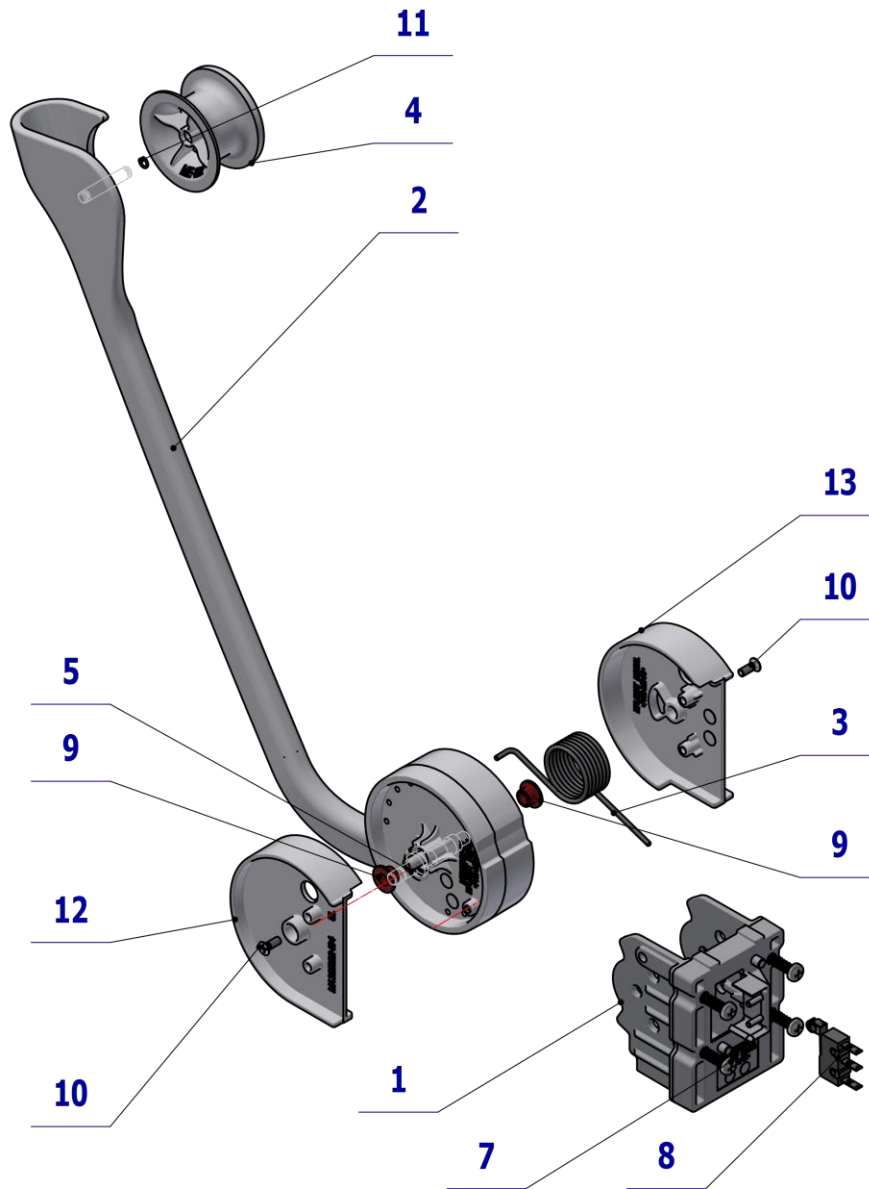


Pos.	Item no.	Product name	QTY	Unit	SP
001	ME321822.163	WHIP LATCH	1,00	PC.	X
002	V653-150-103-0	DETENT SHAFT	1,00	PC.	X
003	ME311732.004	LOCK RING P 4 ZN	1,00	PC.	X
004	ME311120.016	NUT M 4	1,00	PC.	X
005	ME307001.003	SCREW STP39 3x14 - T10	1,00	PC.	X
006	ME315000.125	SPRING TZ 0,63x6x15,9x9,25	1,00	PC.	X

23/06/2022

3.2 KIT FOR WHIP INSTALL – 5I – A653-999-027-0

Item No.	Product name	SP
A653-999-027-0	KIT FOR WHIP INSTALL - 5I	X

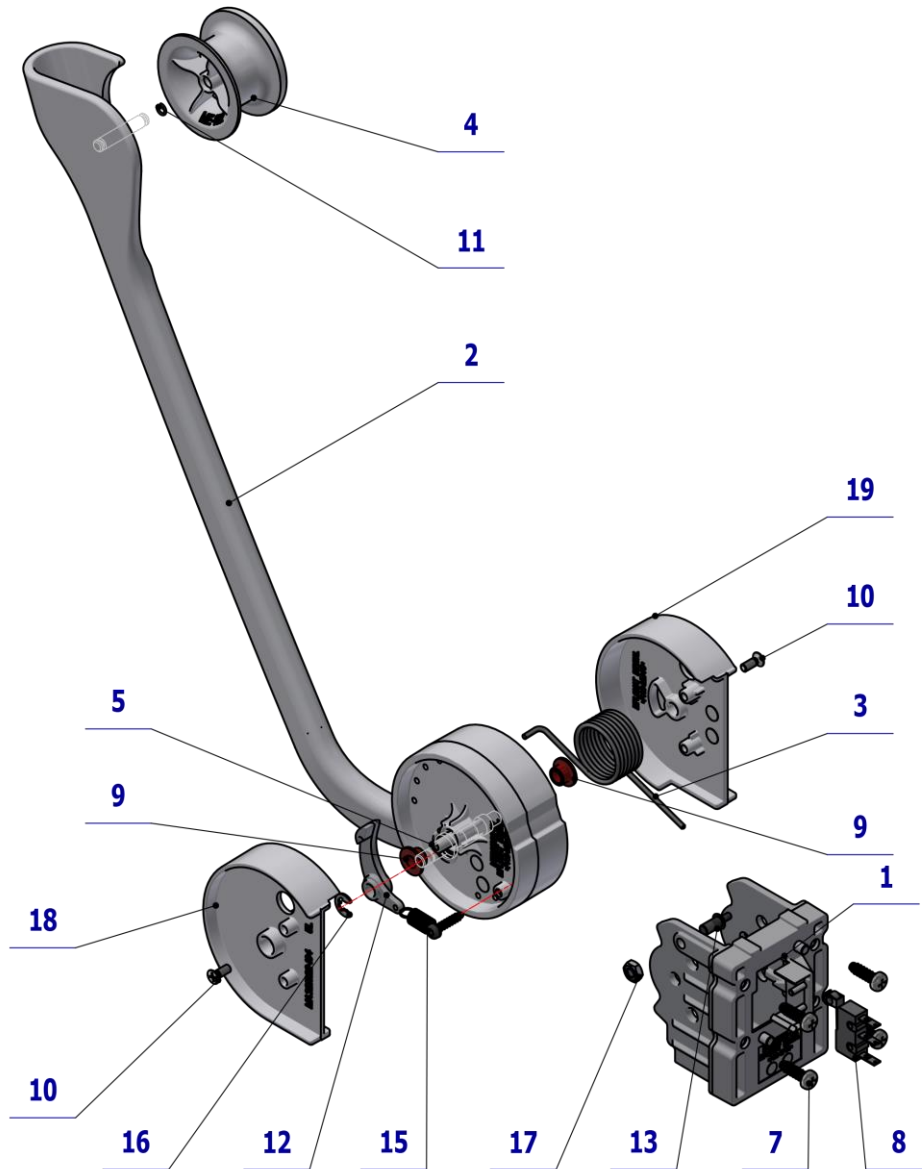


Pos.	Item no.	Product name	QTY	Unit	SP
001	ME321822.160	WHIP BASE	1.00	PC.	
002	ME321822.161	MIDDLE WHIP	1.00	PC.	
003	ME315000.042	MAIN WHIP SPRING	1.00	PC.	
004	ME321822.162	WHIP WELL	1.00	PC.	
005	V653-150-102-0	AXIS	2.00	PC.	
007	ME307001.014	SCREW STP32 4x13 - H2	4.00	PC.	
008	ME374415.035	MICROSWITCH OMRON SS-5GL2T	1.00	PC.	
009	ME323427.053	SLIP BUSHING RFM-0507-05	2.00	PC.	
010	ME309251.078	SCREW M 3X8	2.00	PC.	
011	ME311732.013	RING PDK 004 AKV – A2	1.00	PC.	
012	ME321822.164	COVER 5N LEFT	1.00	PC.	
013	ME321822.165	COVER 5N RIGHT	1.00	PC.	

04/11/2021

3.3 KIT FOR WHIP WITH DETENT – 5I - A653-999-028-0

Item No.	Product name	SP
A653-999-028-0	KIT FOR WHIP WITH DETENT – 5I	X



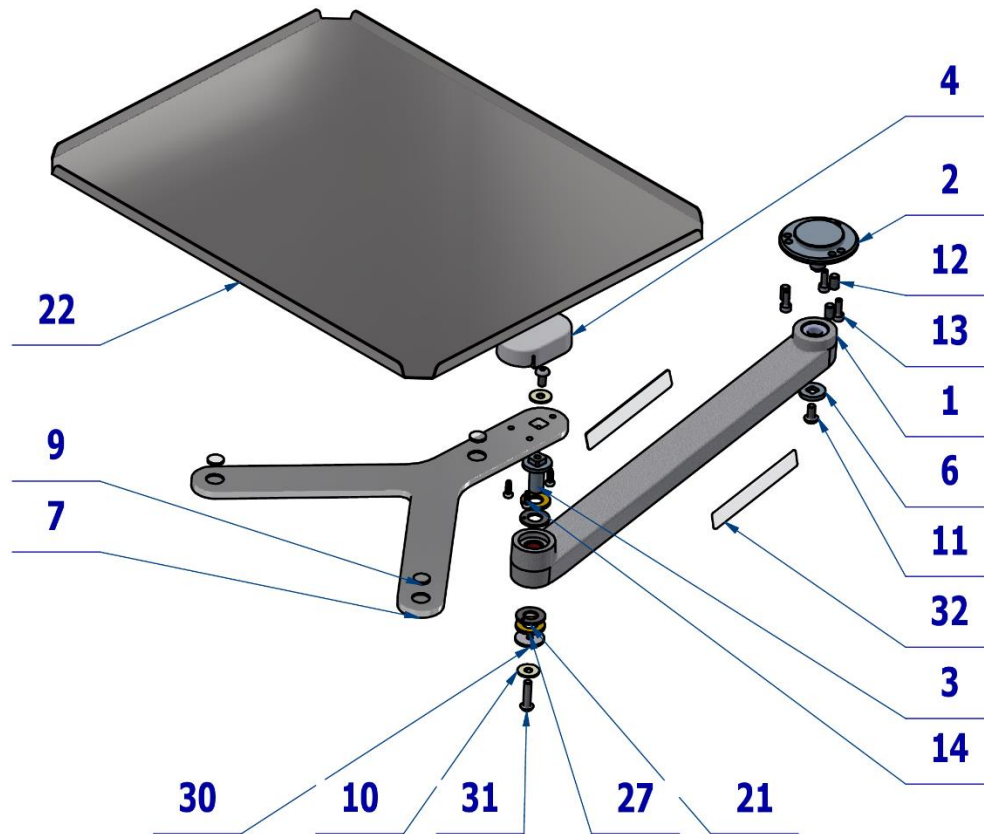
Pos.	Item no.	Product name	QTY	Unit	SP
001	ME321822.160	WHIP BASE	1.00	PC.	
002	ME321822.161	MIDDLE WHIP	1.00	PC.	
003	ME315000.042	MAIN WHIP SPRING	1.00	PC.	
004	ME321822.162	WHIP WELL	1.00	PC.	
005	V653-150-102-0	ASIX	2.00	PC.	
007	ME307001.014	SCREW STP32 4x13 - H2	4.00	PC.	
008	ME374415.035	MICROSWITCH OMRON SS-5GL2T	1.00	PC.	
009	ME323427.053	SLIP BUSHING RFM-0507-05	2.00	PC.	
010	ME309251.078	SCREW M 3X8	2.00	PC.	
011	ME311732.013	RING PDK 004 AKV – A2	1.00	PC.	
012	ME321822.163	WHIP LATCH	1.00	PC.	
013	V653-150-103-0	ARETATION AXIS	1.00	PC.	
014	ME315000.125	SPRING TZ 0,63x6x15,9x9,25	1.00	PC.	
015	ME307001.003	SCREW STP39 3x14 - T10	1.00	PC.	
016	ME311732.004	LOCK RING P 4 ZN	1.00	PC.	
017	ME311120.016	NUT M 4	1.00	PC.	
018	ME321822.164	COVER 5N LEFT	1.00	PC.	
019	ME321822.165	COVER 5N RIGHT	1.00	PC.	

04/11/2021

4 TRAY CONSOLE

4.1 DENTIST'S TRAY CONSOLE – A653-300-001-2

Item No.	Product name	SP
A653-300-001-2_K-001	DENTIST'S TRAY CONSOLE / UNPAINTED	X
A653-300-001-2_K-005	DENTIST'S TRAY CONSOLE / WHT2_MATTE	X



Pos.	Item no	Product name	QTY	Unit	SP
001	V653-300-009-2	TRAY ARM / WHT2_MATTE	OPT.	PC.	X
002	V653-300-002-0	ADJUSTABLE BUSHING / WHT2_MATTE	OPT.	PC.	X
003	V653-300-012-1	TRAY SHAFT	1.00	PC.	X
004	ME321822.155	TRAY COVER, NO HOLES	OPT.	PC.	X
004	V653-310-101-0	TRAY COVER, NO HOLES / WHT2_MATTE	OPT.	PC.	X
006	V653-300-004-0	WASHER	1.00	PC.	X
007	V653-300-011-1	Y BRACKET	OPT.	PC.	X
007	V653-300-011-1	Y BRACKET / WHT2_MATTE	OPT.	PC.	X
009	ME273141.009	BUMPER BUMPON SJ 5616 P	3.00	PC.	X
010	ME311212.018	WASHER P 5,3	2.00	PC.	X
011	ME309281.040	SCREW M 5X10	2.00	PC.	X
012	ME309287.027	SCREW M 6x10	3.00	PC.	X
013	ME309000.008	SCREW M 4X12	3.00	PC.	X
014	ME307001.023	SCREW STP32 3.5x10 - H2	3.00	PC.	X
018	ME627439.002	TAPE 3M tape 5423 – 25mm	0.04	PC.	
021	ME323427.080	BUSHING 10WC10	2.00	PC.	XX
022	V653-300-010-0	TRAY	1.00	PC.	X
027	ME273114.005	WASHER PU 90Sh Ø20xØ10x2mm	2.00	PC.	X
030	V653-300-022-0	WASHER	1.00	PC.	X
031	ME309256.015	SCREW M 5x20 10.9 ZN	1.00	PC.	X
032	ME735413.042	LABEL PRO500	2.00	PC.	

PZ_22_25/04/2021

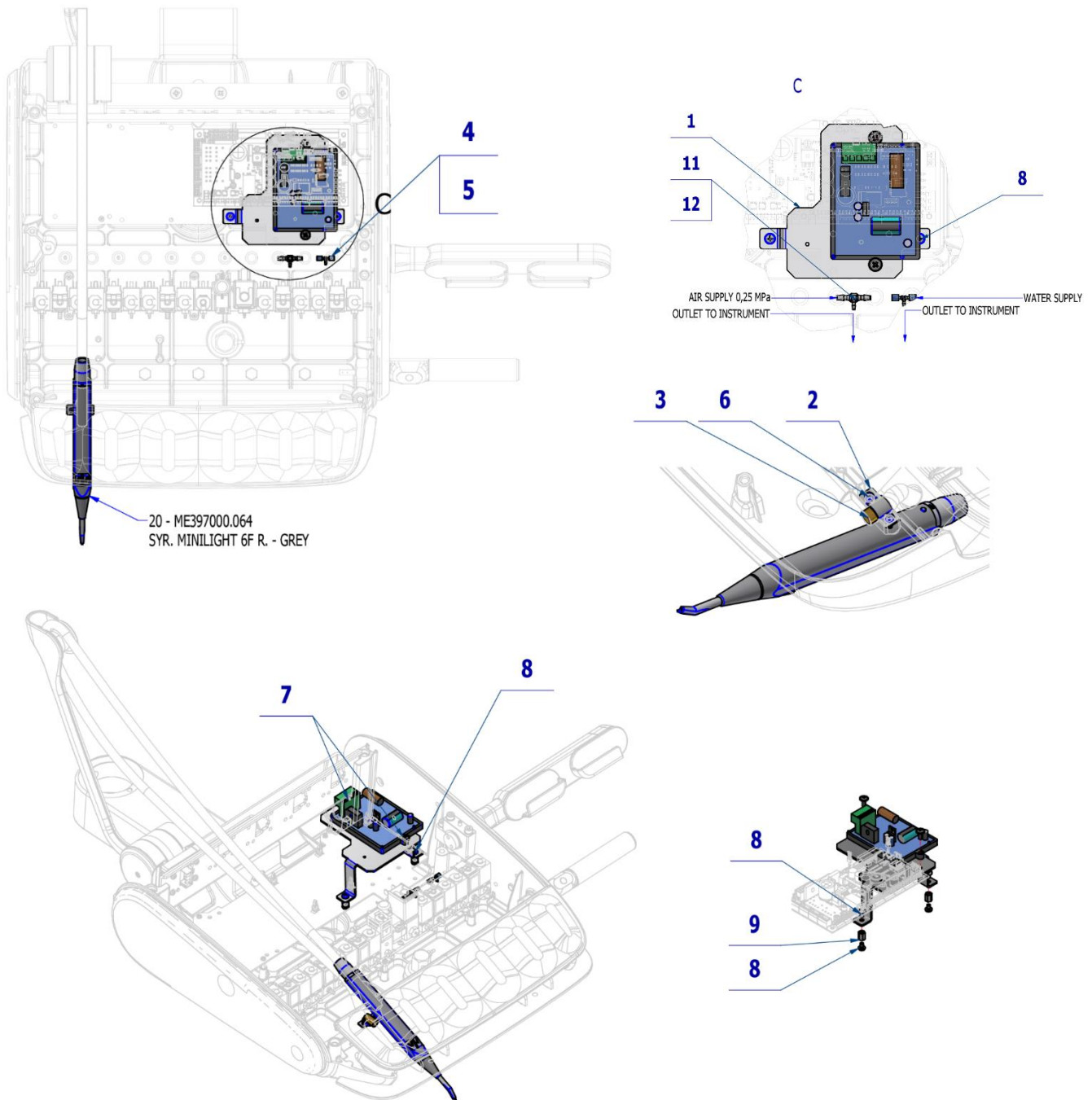
E1 DENTIST'S CONTROL PANEL UPPER HOSE DELIVERY SYSTEM – ACCESSORY

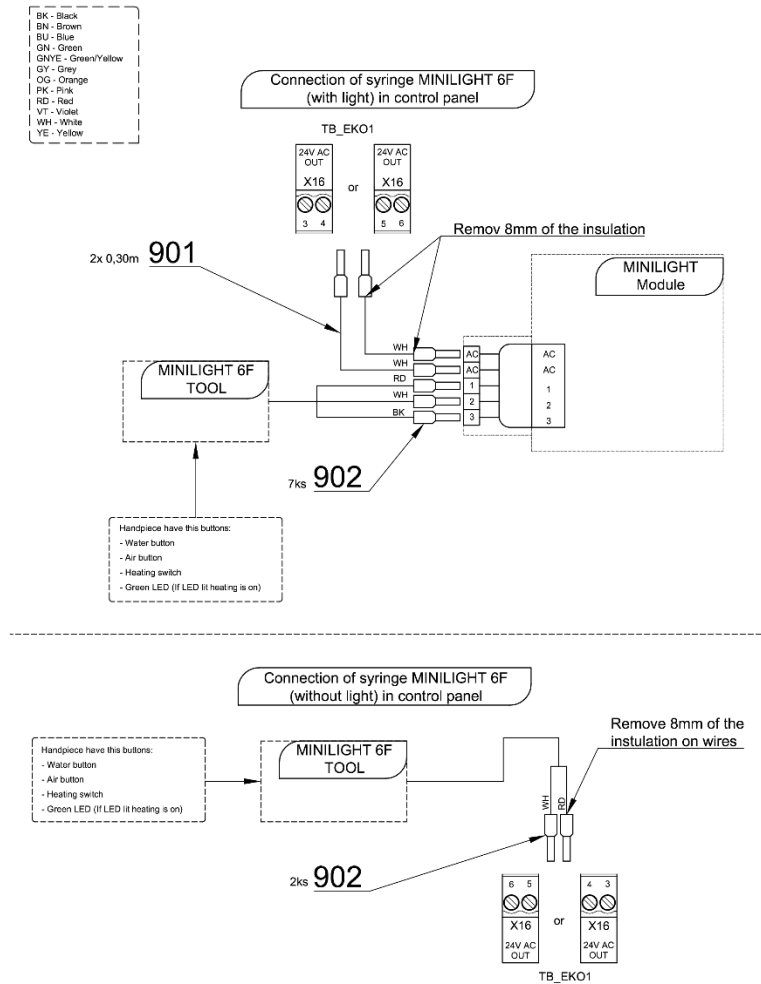
- ① SYRINGES ACCESSORY
- ② TURBINE ACCESSORY
- ③ MOTORS ACCESSORY
- ④ SCALERS ACCESSORY
- ⑤ PLM MONITEX, MECTRON
- ⑥ WATER REGULATOR
- ⑦ VALVES

1 SYRINGES ACCESSORY

1.1 ACC. SYRINGE MINILIGHT 6F IN CP – A657-160-001-0

Item No.	Product name	SP
A657-160-001-0_K-001	ACC. SYRINGE MINILIGHT 6F IN CP	X





Pos.	Item no.	Product name	QTY	Unit	SP
001	V653-150-005-1	MINILIGHT PLATE	1,00	PC.	X
002	V653-150-020-0	HOSE CLAMP	1,00	PC.	X
003	V601.40-00-06	INSERT P8,6	1,00	PC.	X
004	V608.45-00-08	LOCK RING 1	4,00	PC.	X
005	ME336401.015	ADAPTER T210-1	1,00	PC.	X
006	ME307001.012	SCREW STP32 3x9 - H1	2,00	PC.	X
007	ME309251.106	SCREW M 4X10 DECORATIVE PH	4,00	PC.	X
008	ME309255.073	SCREW M 4X6	4,00	PC.	X
009	ME371418.012	SPACER M4X10mm	2,00	PC.	X
011	ME336401.027	ADAPTER T230/210-1	1,00	PC.	X
012	ME343415.031	HOSE SILICONE 5X1.5 GREY	0,01	M	
015	ME272000.017	HOSE SPIRAL 25m TYP 1/5,0	0,12	M	
016	ME345711.034	CLAMP F0505 HC 101	1,00	PC.	
017	ME397900.012	CABLE TIE CIMCO - 181361	1,00	PC.	
020	ME397000.064	SYR. MINILIGHT 6F R. GREY		PC.	
901	ME341411.059	WIRE LAU 0,5 WHITE	0,60	M	
902	ME375000.003	INSULATED CRIMP FITTING -NITI 0,5X8WH	7,00	PC.	

09/08/2022

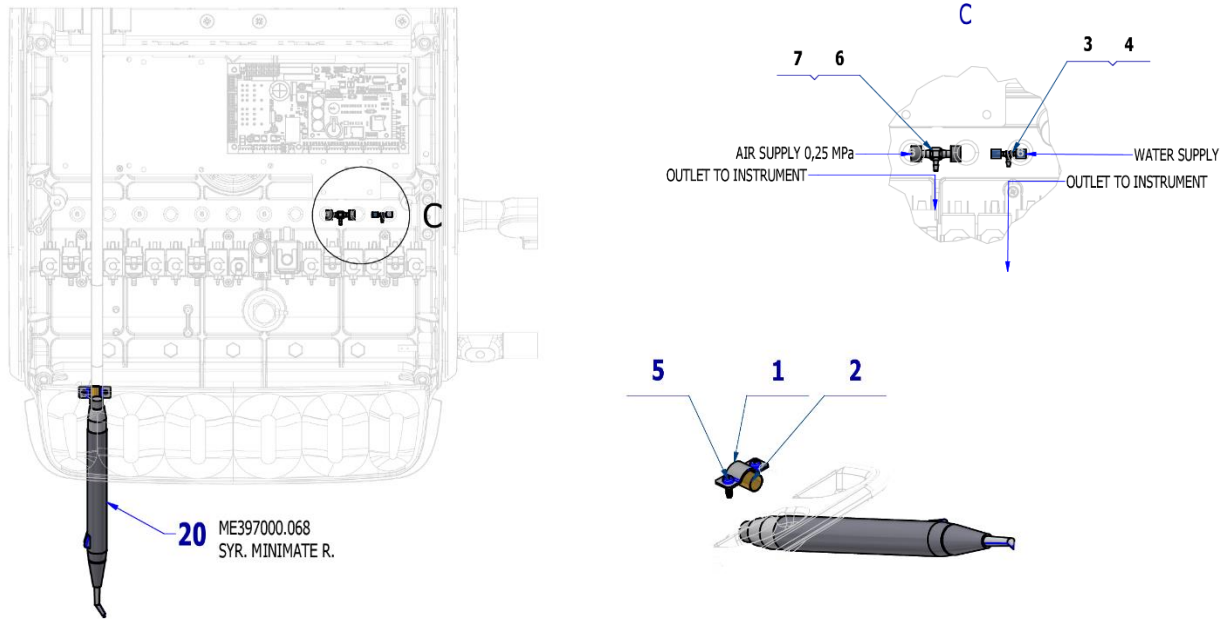


Pos. 20 SYR. MINILIGHT 6F R. GREY must be ordered separately.

Adjust the length of the tubes with respect to the position of the tool.

1.2 ACC. SYRINGE MINIM., MINIAS. AND MINILIGHT 3F IN CP– A657-161-001-0

Item No.	Product name	SP
A657-161-001-0_K-001	ACC. SYRINGE MINIM., MINIAS. AND MINILIGHT 3F	X



Pos.	Item no.	Product name	QTY	Unit	SP
001	V653-150-020-0	HOSE CLAMP	1,00	PC.	X
002	V601.40-00-06	INSERT P8,6	1,00	PC.	X
003	V608.45-00-08	LOCK RING 1	2,00	PC.	X
004	ME336401.015	ADAPTER T210-1	1,00	PC.	X
005	ME307001.012	SCREW STP32 3x9 - H1	2,00	PC.	X
006	ME336401.027	ADAPTER T230/210-1	1,00	PC.	X
007	ME343415.031	HOSE SILICONE 5X1.5 GREY	0,02	M	
015	ME272000.017	HOSE SPIRAL 25m TYP 1/5,0	0,12	M	
016	ME345711.034	CLAMP F0505 HC 101	1,00	PC.	
017	ME397900.012	CABLE TIE CIMCO – 181361	1,00	PC.	
020	ME397000.068	SYR. MINIMATE R.		PC.	

16/06/2022

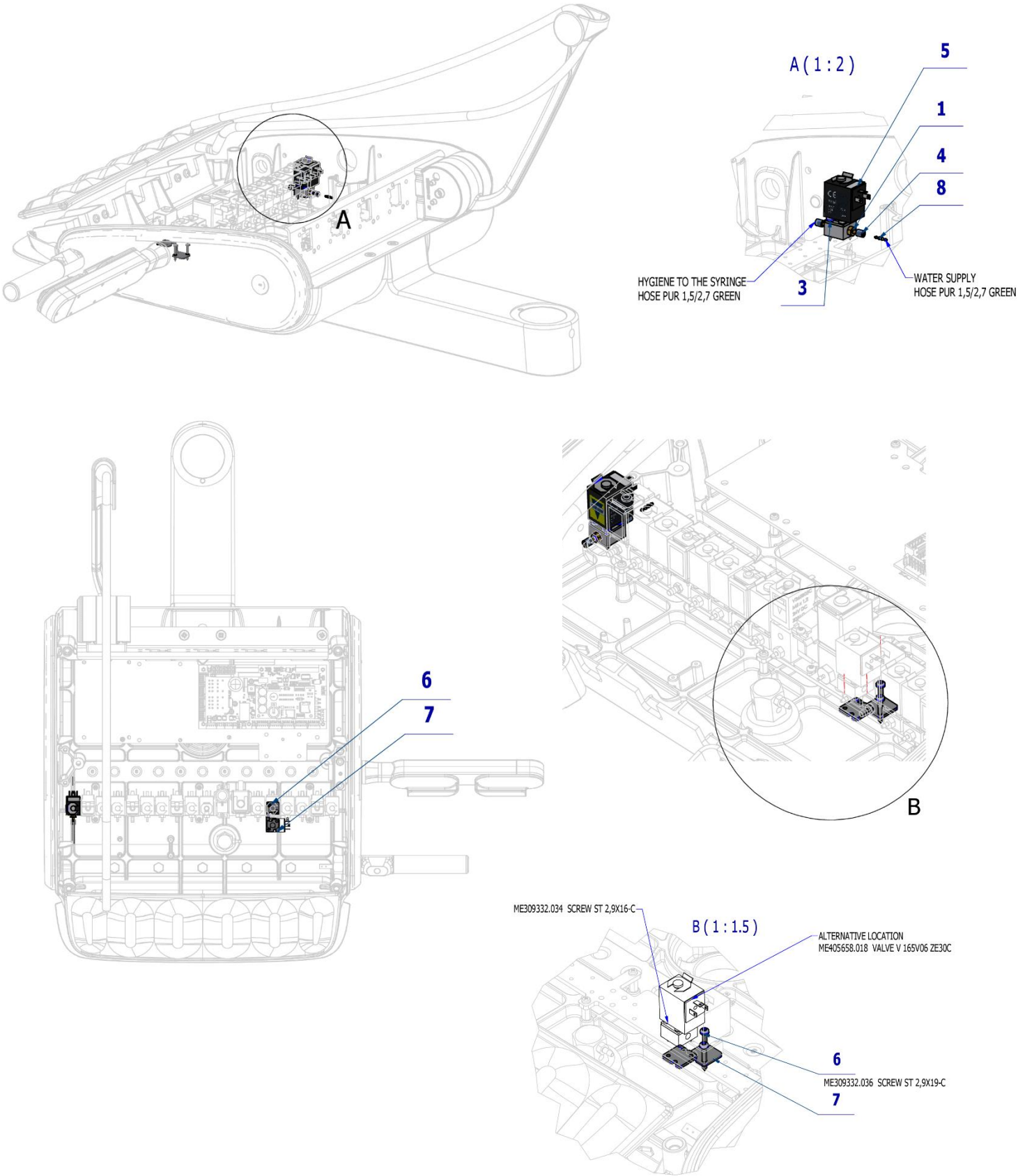


Pos. 20 SYR. MINIMATE R. must be ordered separately.

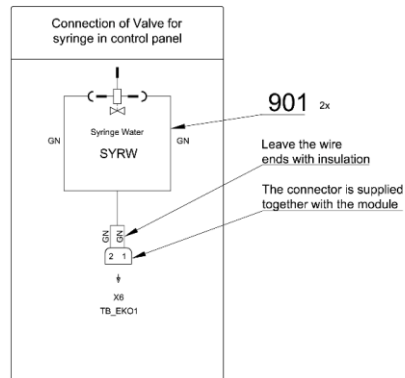
Adjust the length of the tubes with respect to the position of the tool.

1.3 ACC. HYGIENE FOR SYRINGE IN CP – A657-162-001-0

Item No.	Product name	SP
A657-162-001-0_K-001	ACC. HYGIENE FOR SYRINGE	X



BN - Black
BN - Brown
BU - Blue
GN - Green
GNVE - Green/Yellow
GY - Grey
OG - Orange
PK - Pink
RD - Red
VT - Violet
WH - White
YE - Yellow



Pos.	Item no.	Product name	QTY	Unit	SP
001	A653-150-020-0	ELM. VALVE SIRAI COMPLETE	1,00	PC.	X
003	ME309332.034	SCREW ST 2,9X16-C	2,00	PC.	X
004	V608.45-00-08	LOCK RING 1	2,00	PC.	
005	V400.01-01-40	LABEL TEXT		PC.	
006	ME309332.036	SCREW ST 2,9X19-C	2,00	PC.	X
007	V653-150-006-0	CONSOLE VALVE HYGIENE	1,00	PC.	X
008	ME336401.012	ADAPTER N210-1	1,00	PC.	X
009	ME283367.024	HOSE PUR 1,5/2,7 GREEN	0,05	m	
901	ME374100.037	WIRE YV - GN	2,00	PC.	

16/06/2022

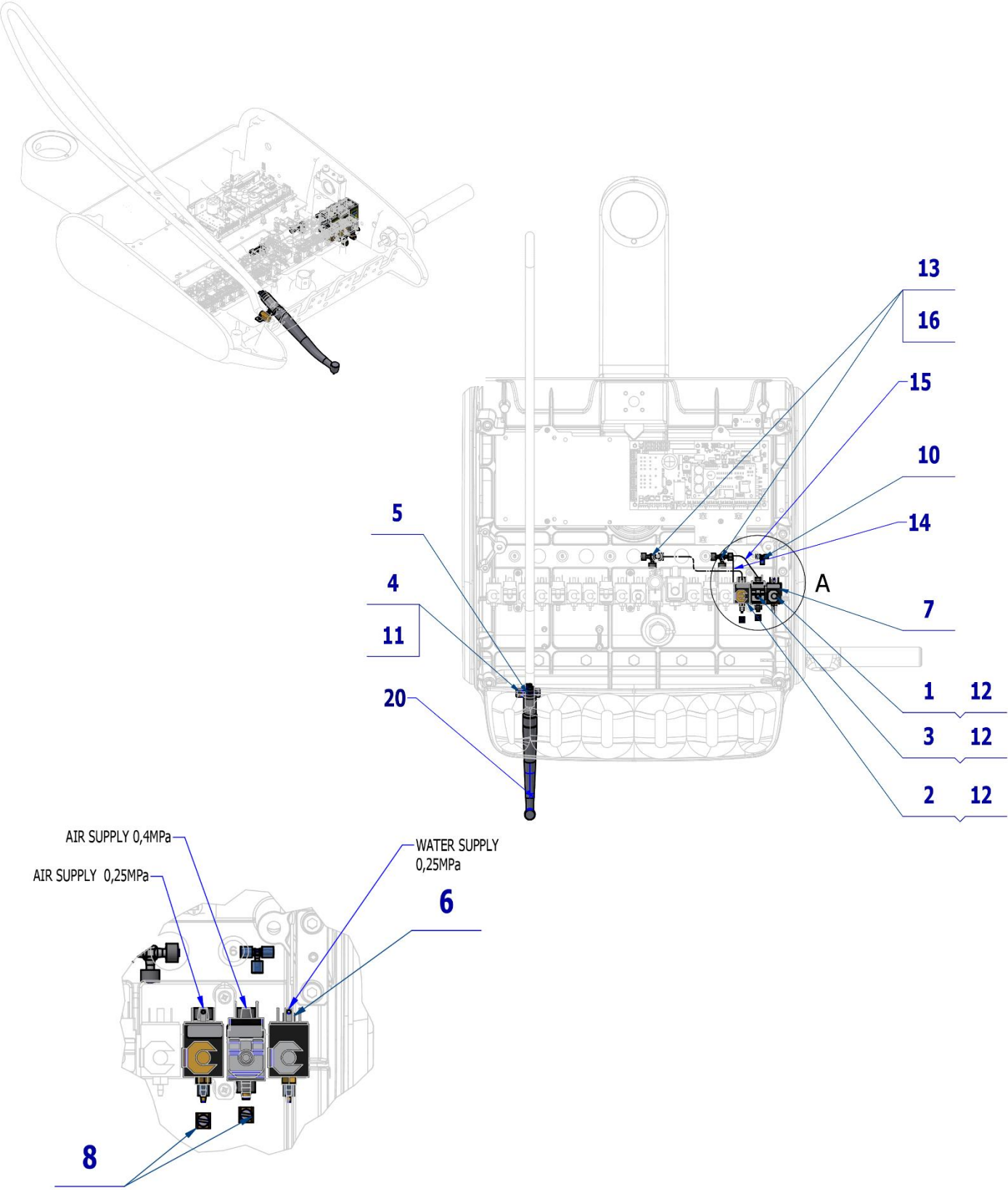
2

TURBINE ACCESSORY

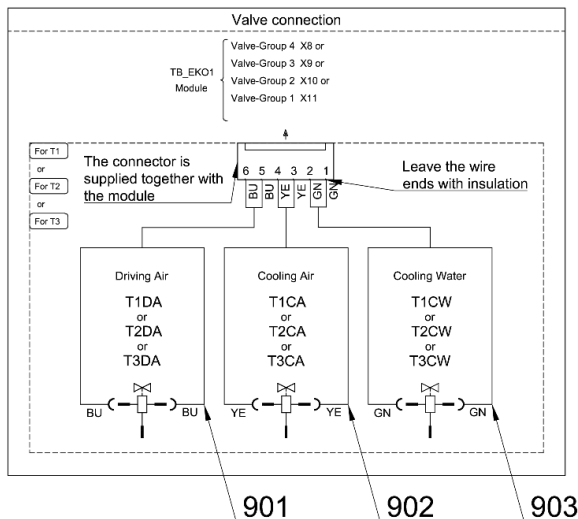
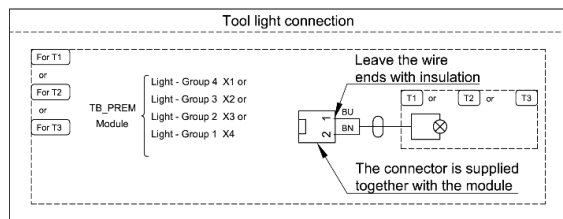
2.1

ACC. TURBINES WITH LIGHT AND NON-LIGHT HOSE - A657-170-001-0

Item No.	Product name	SP
A657-170-001-0_K-001	ACC. TURBINES WITH LIGHT AND NON-LIGHT HOSE	X



BK - Black
BN - Brown
BU - Blue
GN - Green
GNVE - Green/Yellow
GY - Grey
OG - Orange
PK - Pink
RD - Red
VT - Violet
WH - White
YE - Yellow



Pos.	Item no.	Product name	QTY	Unit	SP
001	A653-150-020-0	ELM. VALVE SIRAI COMPLETE	1,00	PC.	X
002	A653-150-022-0	ELM. VALVE SIRAI 1 COMPLETE	1,00	PC.	X
003	A653-150-023-0	ELM. VALVE SIRAI 4 COMPLETE	1,00	PC.	X
004	V653-150-020-0	HOSE CLAMP	1,00	PC.	X
005	V601.40-00-12	INSERT P9,6	1,00	PC.	X
006	V608.45-00-08	LOCK RING 1	6,00	PC.	X
007	V400.01-01-40	LABEL, TEXT		PC.	
008	V629.28-00-03	RESTRICTOR, MODIFIED	2,00	PC.	X
009	A653-170-103-0	MIDWEST HOSE GREY 1700	1,00	PC.	X
010	ME336401.015	ADAPTER T210-1	1,00	PC.	X
011	ME307001.012	SCREW STP32 3x9 - H1	2,00	PC.	X
012	ME309332.034	SCREW ST 2,9X16-C	6,00	PC.	X
013	ME336401.029	ADAPTER T230-1	2,00	PC.	X
014	ME283367.024	HOSE PUR 1,5/2,7 GREEN	0,23	m	X
015	ME345711.028	HOSE PUR 3,8/6,4 BLUE	0,30	m	X
016	ME343415.031	HOSE SILICONE 5X1.5 GREY	0,17	M	X
017	ME030000.071	FLEECE TAPE TESA W: 25mm	0,12	m	
018	ME345711.034	CLAMP F0505 HC 101	1,00	PC.	
019	ME397900.012	CABLE TIE CIMCO – 181361	1,00	PC.	
020	ME372000.052	TUR. BPE 1600040		PC.	
901	ME374100.079	WIRE YV – BU	2,00	PC.	X
902	ME374100.038	WIRE YV - YE	2,00	PC.	X
903	ME374100.037	WIRE YV - GN	2,00	PC.	X

16/06/2022

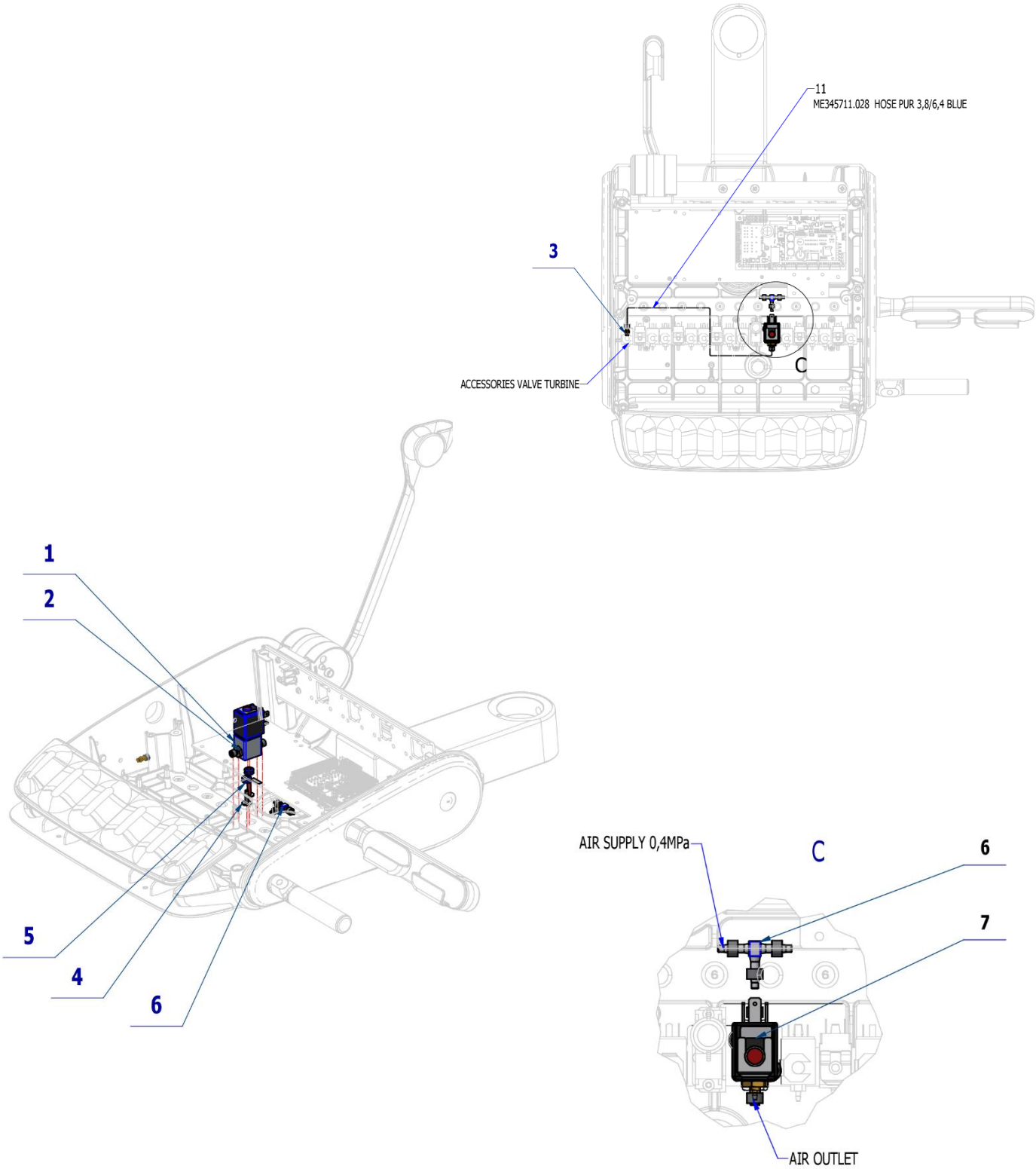


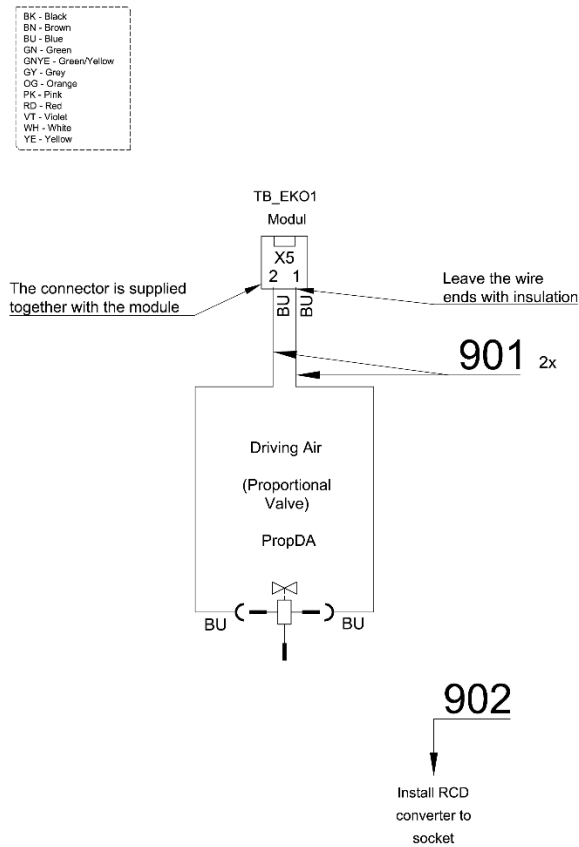
Pos. 20 TUR. BPE 1600040 must be ordered separately.

Adjust the length of the tubes with respect to the position of the tool.

2.2 ACC. TURBINE WITH REGULATION – A657-171-001-0

Item No.	Product name	SP
A657-171-001-0_K-001	ACC. TURBINE WITH REGULATION	X



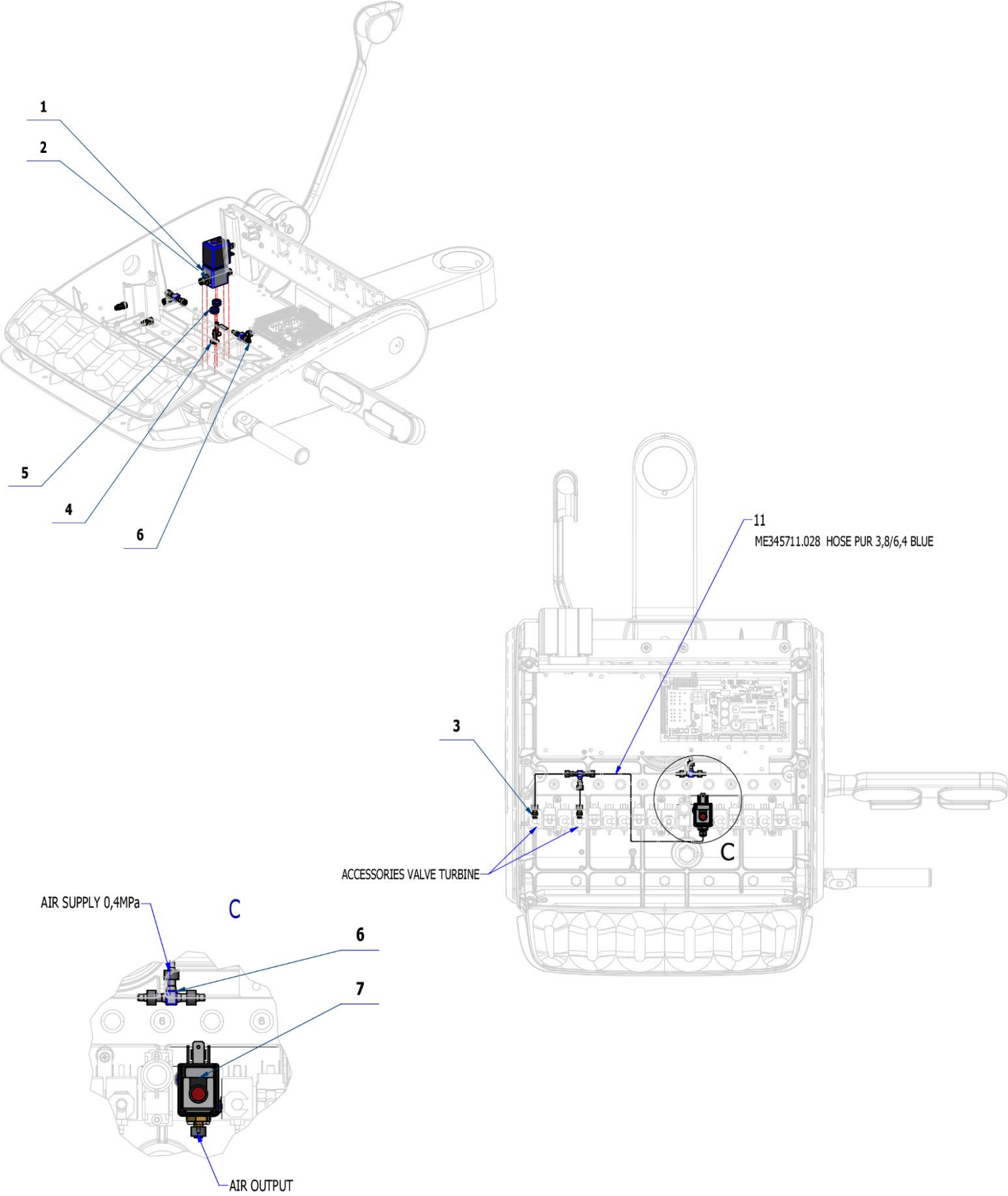


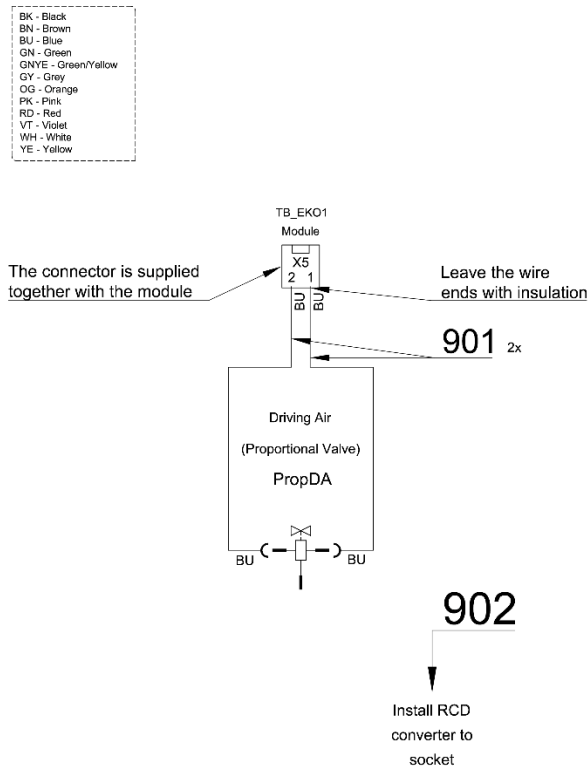
Pos.	Item no.	Product name	QTY	Unit	SP
001	ME551114.004	PROPORTIONAL VALVE - ASCO SCG202A207V	1,00	PC.	X
002	V625.32-00-03	ADAPTER ASCO	2,00	PC.	X
003	V625.32-00-02	ADAPTER M5	1,00	PC.	X
004	ME309251.107	SCREW M 4X16 DECORATIVE	2,00	PC.	X
005	ME273121.042	ADAPTER TYP F2 5x3	2,00	PC.	X
006	ME336401.011	ADAPTER T40-1	1,00	PC.	X
007	V400.01-01-40	LABEL TEXT		PC.	
010	ME343415.031	HOSE SILICONE 5X1.5 GREY	0,02	M	X
011	ME345711.028	HOSE PUR 3,8/6,4 BLUE	0,50	m	X
901	ME374100.039	WIRE YV - BU	2,00	PC.	X
902	ME374000.498	MODULE RCDE-48-0.7	1,00	PC.	X

16/06/2022

2.3 ACC. 2 TURBINES WITH REGULATION – A657-173-001-0

Item No.	Product name	SP
A657-173-001-0_K-001	ACC. 2 TURBINES WITH REGULATION	X





Pos.	Item no.	Product name	QTY	Unit	SP
001	ME551114.004	PROPORTIONAL VALVE, ASCO SCG202A207V	1,00	PC.	X
002	V625.32-00-03	ADAPTER ASCO	2,00	PC.	X
003	V625.32-00-02	ADAPTER M5	2,00	PC.	X
004	ME309251.107	SCREW M 4X16 DECORATIVE	2,00	PC.	X
005	ME273121.042	ADAPTER TYP F2 5x3	2,00	PC.	X
006	ME336401.011	ADAPTER T40-1	2,00	PC.	X
007	V400.01-01-40	LABEL TEXT		PC.	
010	ME283367.024	HOSE PUR 1,5/2,7 GREEN	0,05	m	X
011	ME345711.028	HOSE PUR 3,8/6,4 BLUE	0,80	m	X
901	ME374100.039	WIRE YV - BU	2,00	PC.	X
902	ME374000.498	MODULE RCDE-48-0.7	1,00	PC.	X

16/06/2022

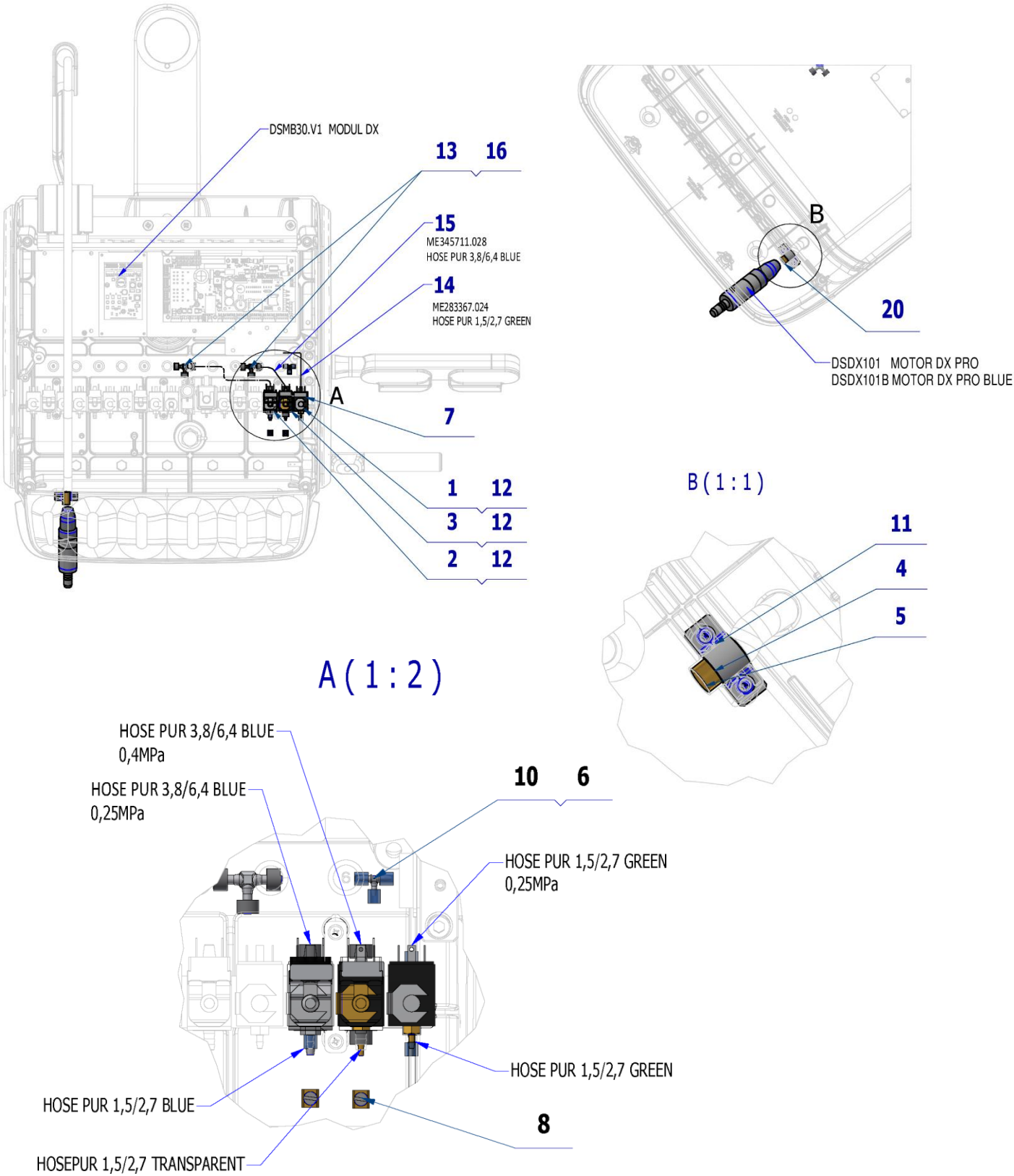
3

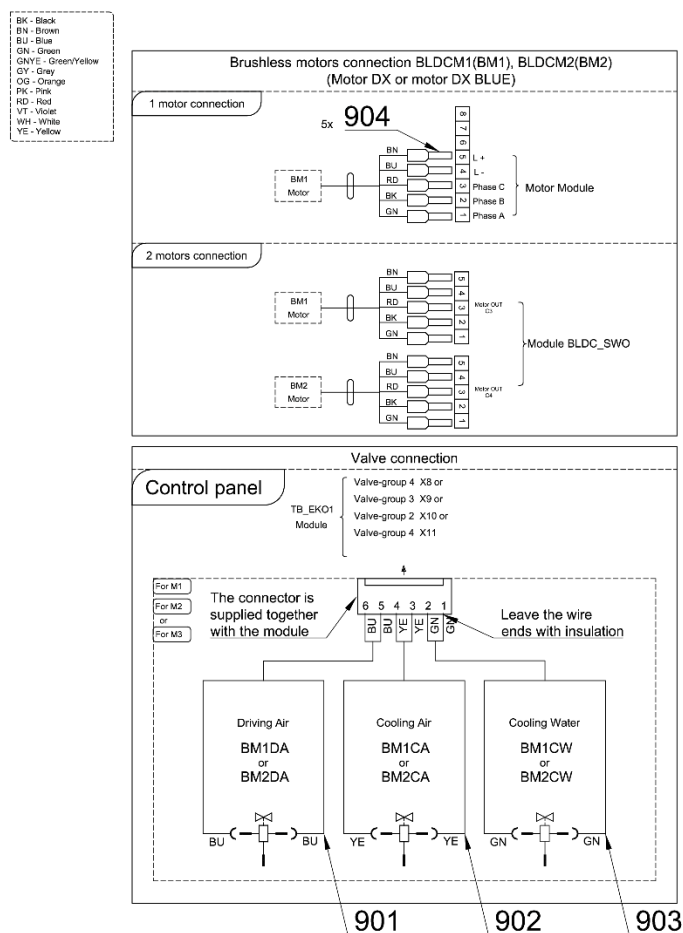
MOTORS ACCESORY

3.1

ACC. MICROMOTORS DX AND DX BLUE – A657-180-001-0

Item No.	Product name	SP
A657-180-001-0_K-001	ACC. MICROMOTORS DX AND DX BLUE	X



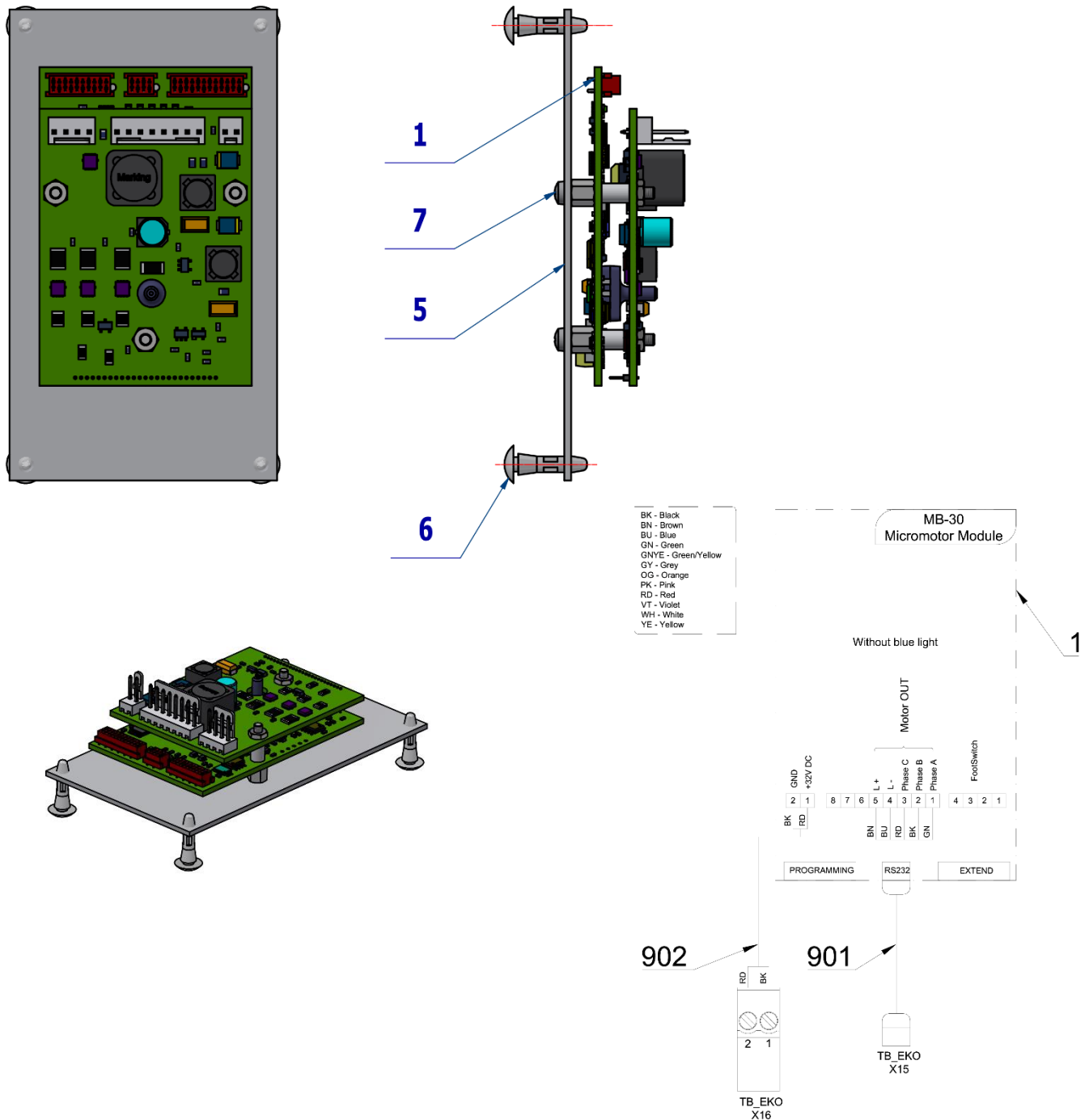


Pos.	Item no.	Product name	QTY	Unit	SP
001	A653-150-020-0	ELM. VALVE SIRAI COMPLETE	1,00	PC.	X
002	A653-150-021-0	ELM. VALVE SIRAI 3 COMPLETE	1,00	PC.	X
003	A653-150-022-0	ELM. VALVE SIRAI 1 COMPLETE	1,00	PC.	X
004	V653-150-020-0	HOSE CLAMP	1,00	PC.	X
005	V601.40-00-06	INSERT P8,6	1,00	PC.	X
006	V608.45-00-08	LOCK RING 1	6,00	PC.	X
007	V400.01-01-40	LABEL TEXT		PC.	
008	V629.28-00-03	RESTRICTOR, MODIFIED	2,00	PC.	X
010	ME336401.015	ADAPTER T210-1	1,00	PC.	X
011	ME307001.012	SCREW STP32 3x9 - H1	2,00	PC.	X
012	ME309332.034	SCREW ST 2,9X16-C	6,00	PC.	X
013	ME336401.029	ADAPTER T230-1	2,00	PC.	X
014	ME283367.024	HOSE PUR 1,5/2,7 GREEN	1,00	m	X
015	ME345711.028	HOSE PUR 3,8/6,4 BLUE	1,00	m	X
016	ME343415.031	HOSE SILICONE 5X1.5 GREY	0,10	M	X
017	ME272000.017	HOSE SPIRAL 25m TYP 1/5,0	0,12	M	X
018	ME345711.034	CLAMP F0505 HC 101	1,00	PC.	
019	ME397900.012	CABLE TIE CIMCO – 181361	1,00	PC.	
020	DSH035	HOSE DX	1,00	PC.	X
901	ME374100.079	WIRE YV – BU	2,00	PC.	X
902	ME374100.038	WIRE YV - YE	2,00	PC.	X
903	ME374100.037	WIRE YV - GN	2,00	PC.	X
904	ME375000.004	INSULATED CRIMP FITTING 0,34x8 TQ ETTINGER	5,00	PC.	

16/06/2022

3.1.1 EL. CONNECTION OF MOTOR MODULE MB30.V1 FOR DX MOTORS – A657-180-026-0

Item No.	Product name	SP
A657-180-026-0_K-001	EL. CONNECTION OF MOTOR MODULE MB30.V1 FOR DX MOTORS	X

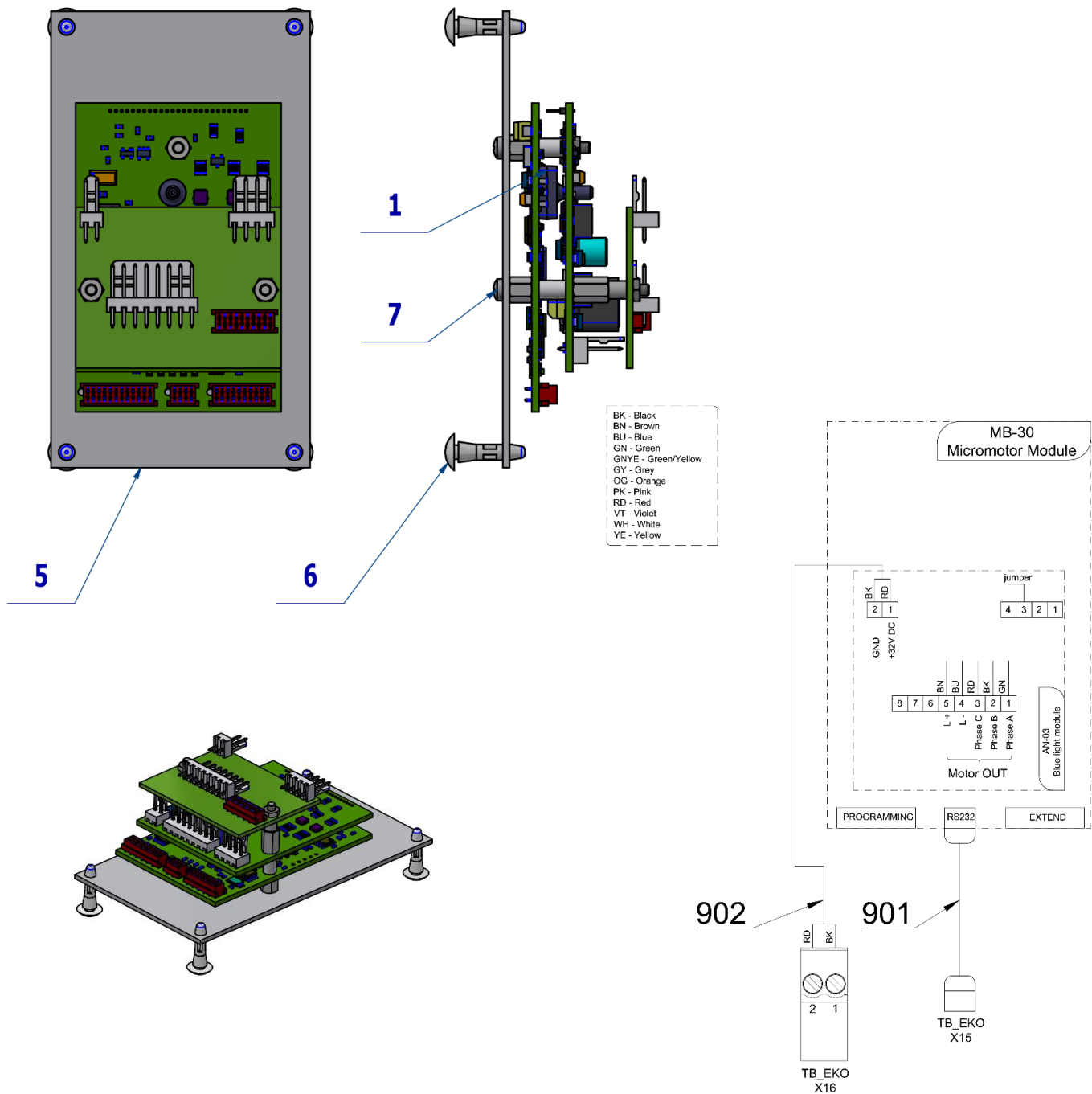


Pos.	Item no.	Product name	QTY	Unit	SP
001	DSMB30.V1	MODULE DX	1,00	PC.	X
005	V629.39-00-16	BOARD FOR DX	1,00	PC.	X
006	ME371418.019	PCB SUPPORT 10x2x3 PA 6.6	4,00	PC.	X
007	ME309255.104	SCREW M 2.5x3	3,00	PC.	X
901	ME374010.064	CABLE DX - TB PREM	1,00	PC.	X
902	A653-180-902-0	WIRE 0.5 - BK RD - 0.4m	1,00	PC.	

PZ_22_064_OS_21/12/2022

3.1.2 EL. CONNECTION OF MOTOR MODULE MB30+AN03.V1 FOR DX BLUE MOTORS – A657-180-027-0

Item No.	Product name	SP
A657-180-027-0_K-001	EL. CONNECTION OF MOT. MODULE MB30+AN03.V1 FOR DX BLUE MOTORS	X

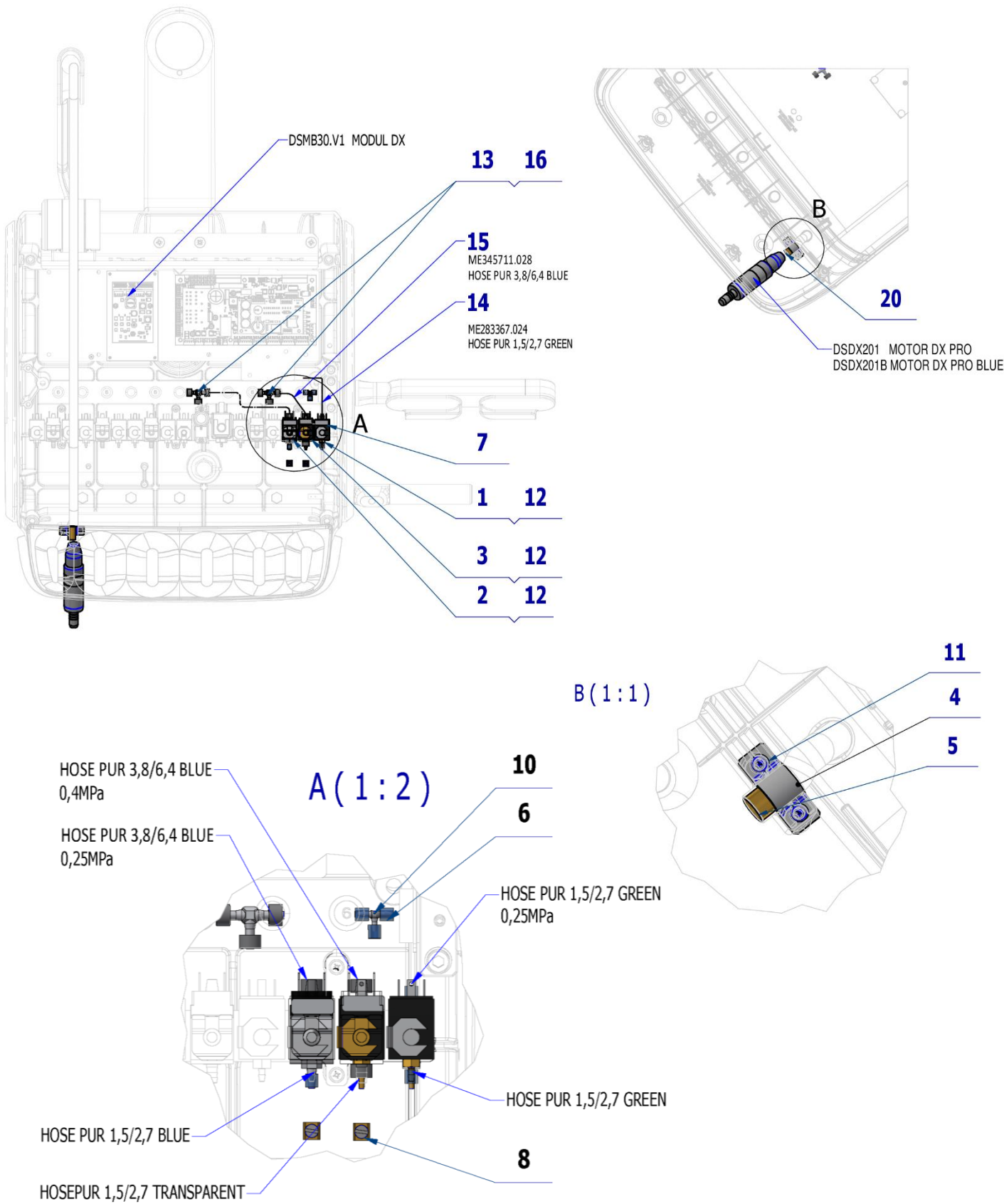


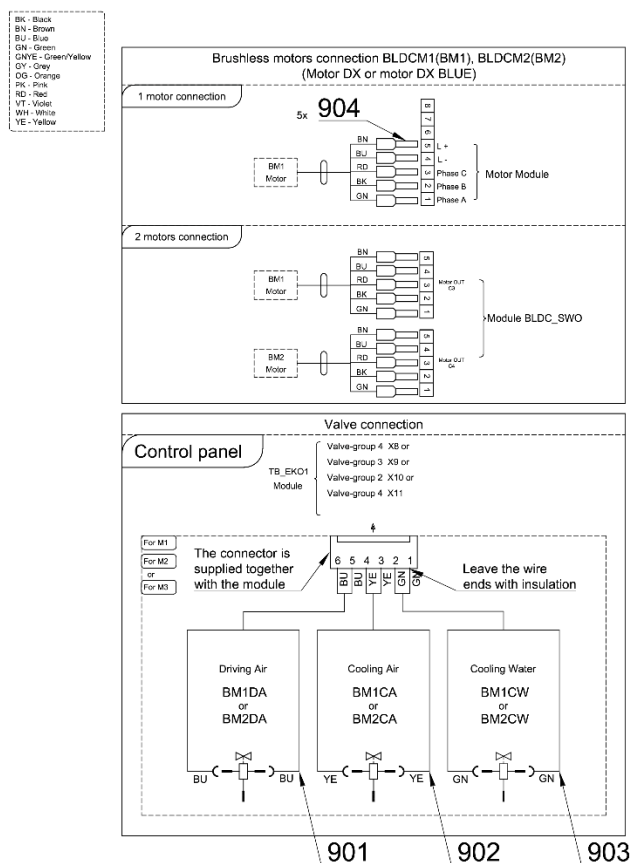
Pos.	Item no.	Product name	QTY	Unit	SP
001	DSMB30BLUE.V1	DX BLUE MODULE	1,00	PC.	X
005	V629.39-00-16	BOARD FOR DX	1,00	PC.	X
006	ME371418.019	PCB SUPPORT 10x2x3 PA 6.6	4,00	PC.	X
007	ME309255.104	SCREW M 2.5x3	3,00	PC.	X
901	ME374010.064	CABLE DX - TB PREM	1,00	PC.	X
902	A653-180-902-0	WIRE 0.5 - BK RD - 0.4m	1,00	PC.	

PZ_22_067_OS_21/12/2022

3.2 ACC. MICROMOTORS DX PRO AND DX PRO BLUE – A657-181-001-0

Item No.	Product name	SP
A657-181-001-0_K-001	ACC. MICROMOTORS DX PRO AND DX PRO BLUE	X



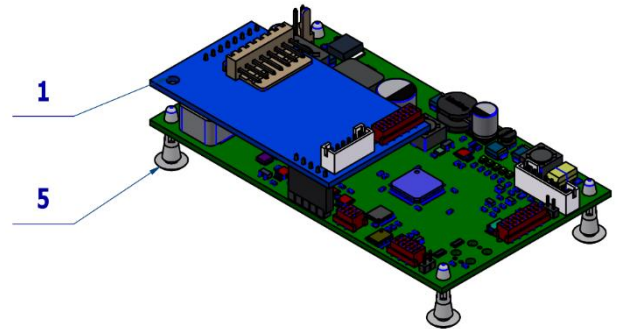
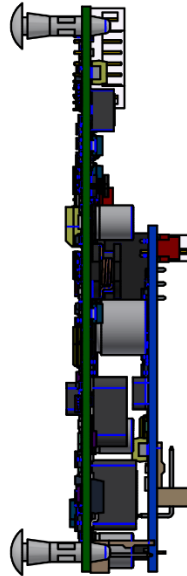
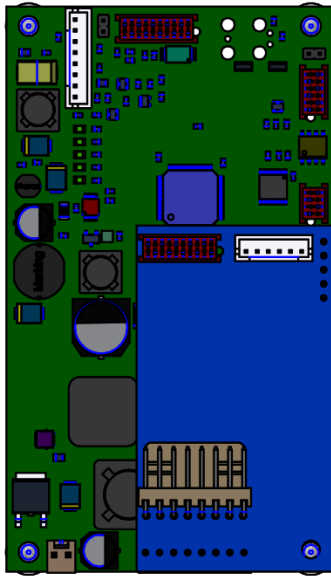


Pos.	Item no.	Product name	QTY	Unit	SP
001	A653-150-020-0	ELM. VALVE SIRAI COMPLETE	1,00	PC.	X
002	A653-150-021-0	ELM. VALVE SIRAI 3 COMPLETE	1,00	PC.	X
003	A653-150-022-0	ELM. VALVE SIRAI 1 COMPLETE	1,00	PC.	X
004	V653-150-020-0	HOSE CLAMP	1,00	PC.	X
005	V601.40-00-06	INSERT P8,6	1,00	PC.	X
006	V608.45-00-08	LOCK RING 1	6,00	PC.	
007	V400.01-01-40	LABEL TEXT		PC.	
008	V629.28-00-03	RESTRICTOR, MODIFIED	2,00	PC.	X
010	ME336401.015	ADAPTER T210-1	1,00	PC.	X
011	ME307001.012	SCREW STP32 3x9 - H1	2,00	PC.	X
012	ME309332.034	SCREW ST 2,9X16-C	6,00	PC.	X
013	ME336401.029	ADAPTER T230-1	2,00	PC.	X
014	ME283367.024	HOSE PUR 1,5/2,7 GREEN	1,00	m	X
015	ME345711.028	HOSE PUR 3,8/6,4 BLUE	1,00	m	X
016	ME343415.031	HOSE SILICONE 5X1.5 GREY	0,05	M	X
017	ME272000.017	HOSE SPIRAL 25m TYP 1/5,0	0,12	M	X
018	ME345711.034	CLIMP F0505 HC 101	1,00	PC.	
019	ME397900.012	CABLE TIE CIMCO - 181361	1,00	PC.	
020	DSH035	HOSE DX	1,00	PC.	X
901	ME374100.079	WIRE YV - BU	2,00	PC.	X
902	ME374100.038	WIRE YV - YE	2,00	PC.	X
903	ME374100.037	WIRE YV - GN	2,00	PC.	X
904	ME375000.004	INSULATED CRIMP FITTING 0,34x8 TQ ETTINGER	5,00	PC.	X

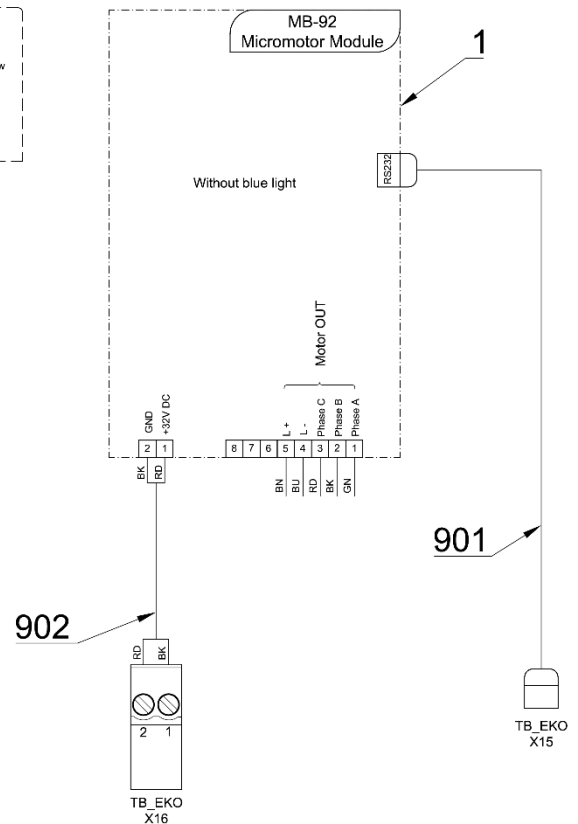
16/06/2022

3.2.1 EL. CONNECTION OF MOTOR MODULE MB92.V1 FOR DX PRO MOTORS – A657-180-028-0

Item No.	Product name	SP
A657-180-028-0_K-001	EL. CONNECTION OF MOTOR MODULE MB92.V1 FOR DX PRO MOTORS	X



BK - Black
BN - Brown
BU - Blue
GN - Green
GNYE - Green/Yellow
GY - Grey
OG - Orange
PK - Pink
RD - Red
VT - Violet
WH - White
YE - Yellow

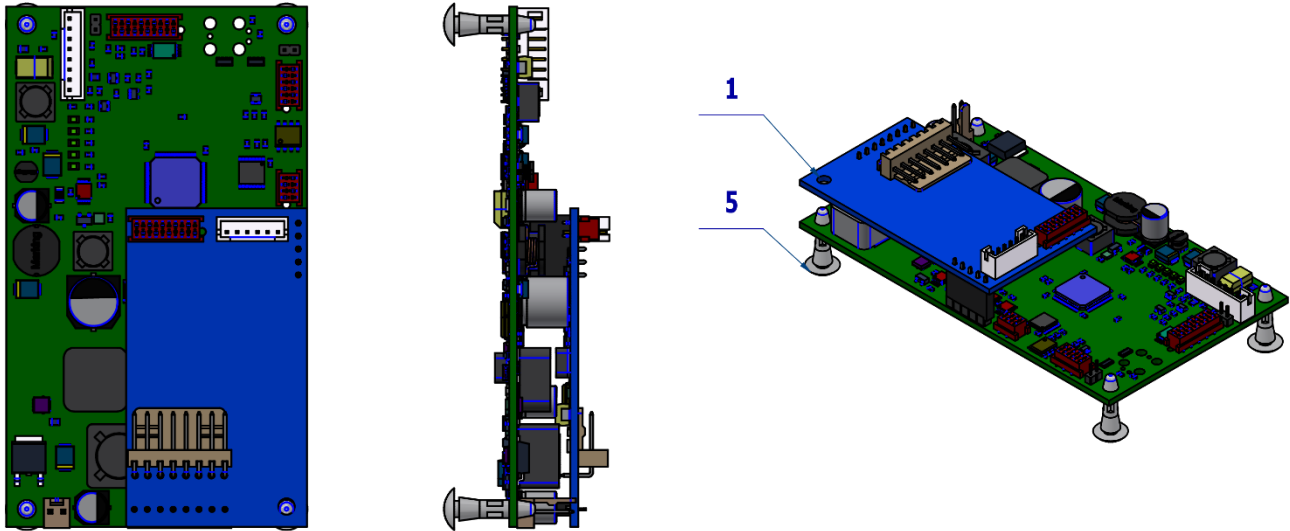


Pos.	Item no.	Product name	QTY	Unit	SP
001	DSMB92.V1	DX PRO MODULE	1,00	PC.	X
005	ME371418.019	PCB SUPPORT 10x2x3 PA 6.6	4,00	PC.	X
901	ME374010.064	CABLE DX - TB PREM	1,00	PC.	X
902	A653-180-902-0	WIRE 0.5 - BK RD - 0.4m	1,00	PC.	

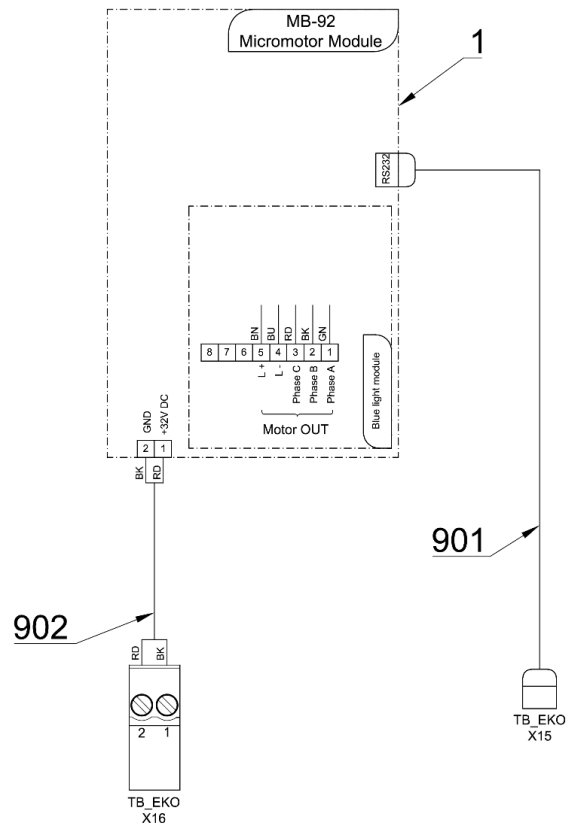
PZ_22_067_OS_21/12/2022

3.2.2 EL CONNECTION OF MOTOR MODULE MB92 BLUE.V1 FOR DX PRO BLUE MOTORS – A657-180-029-0

Item No.	Product name	SP
A657-180-029-0_K-001	EL. CONN. OF MOT. MODULE MB92 BLUE.V1 FOR DX PRO BLUE MOTORS	X



BK - Black
BN - Brown
BU - Blue
GN - Green
GNYE - Green/Yellow
GY - Grey
OG - Orange
PK - Pink
RD - Red
VT - Violet
WH - White
YE - Yellow


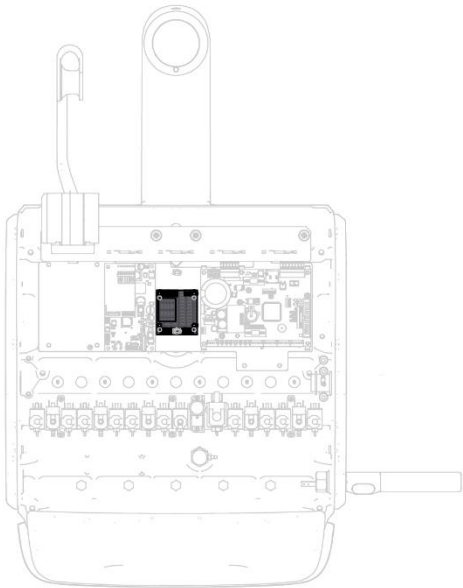
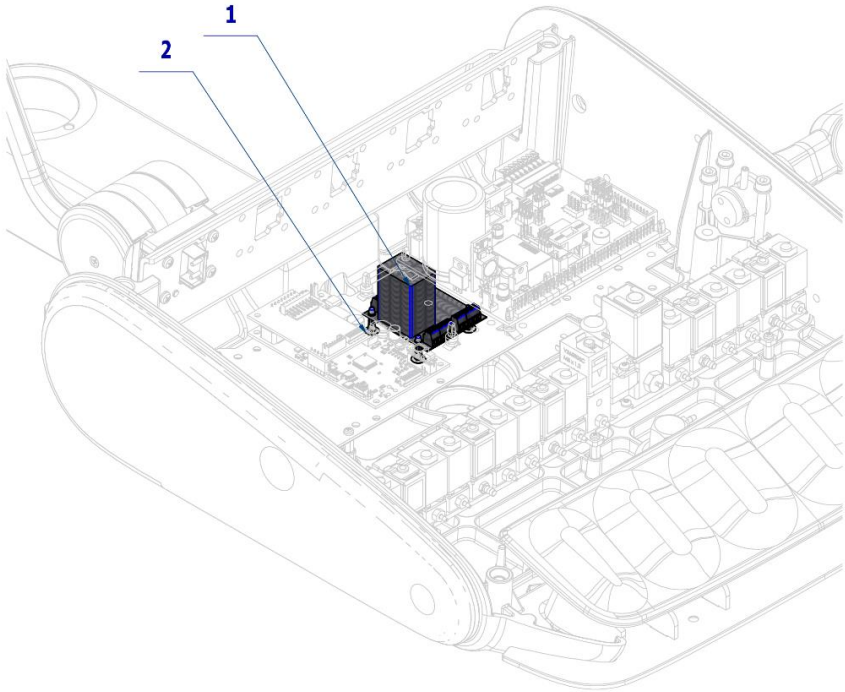


Pos.	Item no.	Product name	QTY	Unit	SP
001	DSMB92BLUE.V1	DX PRO BLUE MODULE	1,00	PC.	X
005	ME371418.019	PCB SUPPORT 10x2x3 PA 6.6	4,00	PC.	X
901	ME374010.064	CABLE DX - TB PREM	1,00	PC.	X
902	A653-180-902-0	WIRE 0.5 - BK RD - 0.4m	1,00	PC.	

PZ_22_067_OS_21/12/2022

3.3 2 MICROMOTORS ACCESSORY – A657-180-030-0

Item No.	Product name	SP
A657-180-030-0_K-001	2 MICROMOTORS ACCESSORY	X



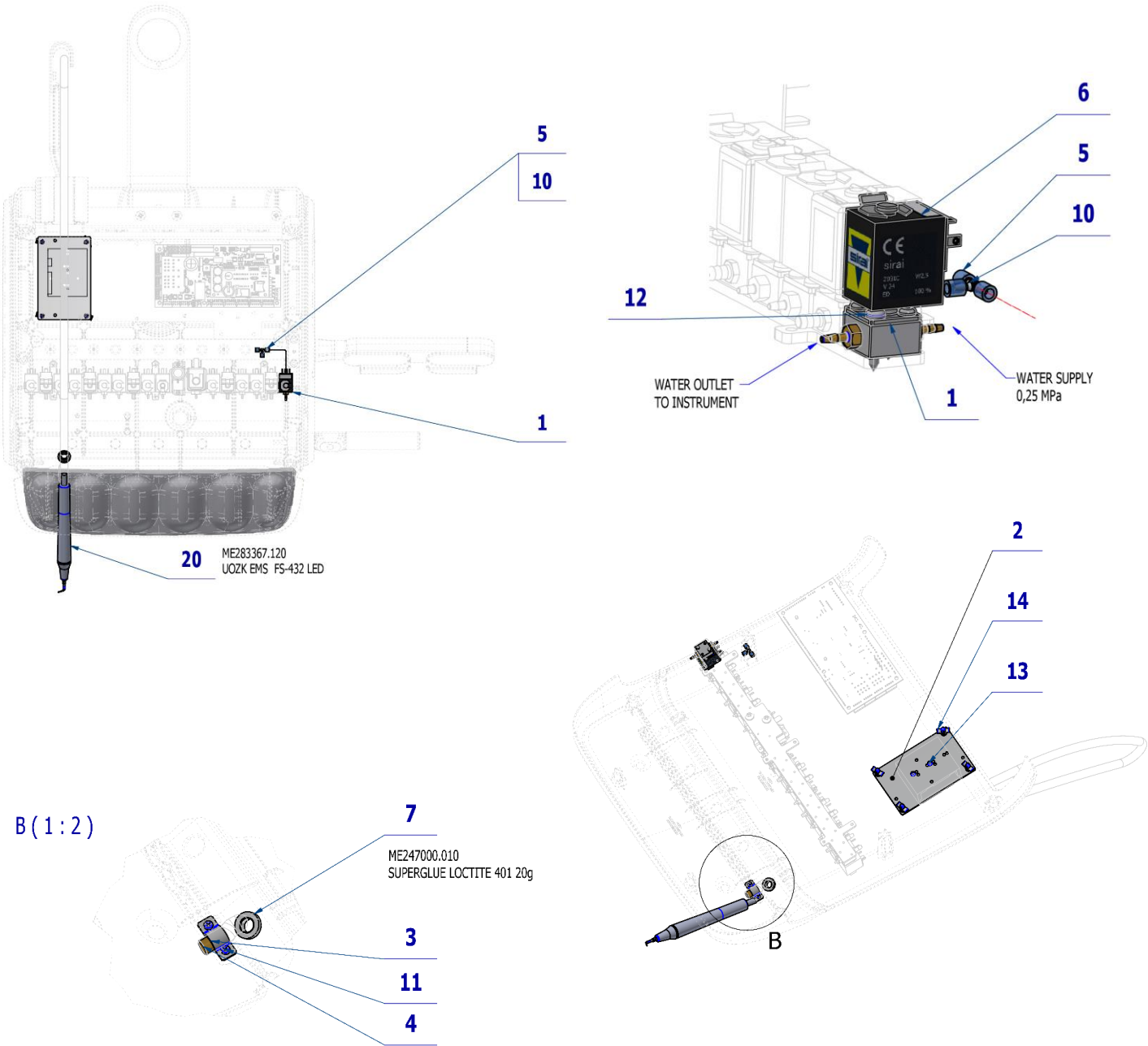
Pos.	Item no.	Product name	QTY	Unit	SP
001	ME374000.507	MODULE BLDC_SW2_EKO	1,00	PC.	X
002	ME371418.019	PCB SUPPORT 10x2x3 PA 6.6	4,00	PC.	X
901	ME205292.005	FERIT RI-16-28.5-8	1,00	PC.	X
902	ME374060.011	HOUSING NSG 25-3	2,00	PC.	X
903	A653-180-903-0	CONNECTION WIRES FOR DX	1,00	PC.	
904	ME372010.141	CRIMPE CONTACT NSK 25-0	4,00	PC.	
905	ME341419.001	WIRE LiY 0,25 BK - 4126001S	0,10	M	
906	ME341419.002	WIRE LiY 0,25 BU - 4126002S	0,10	M	

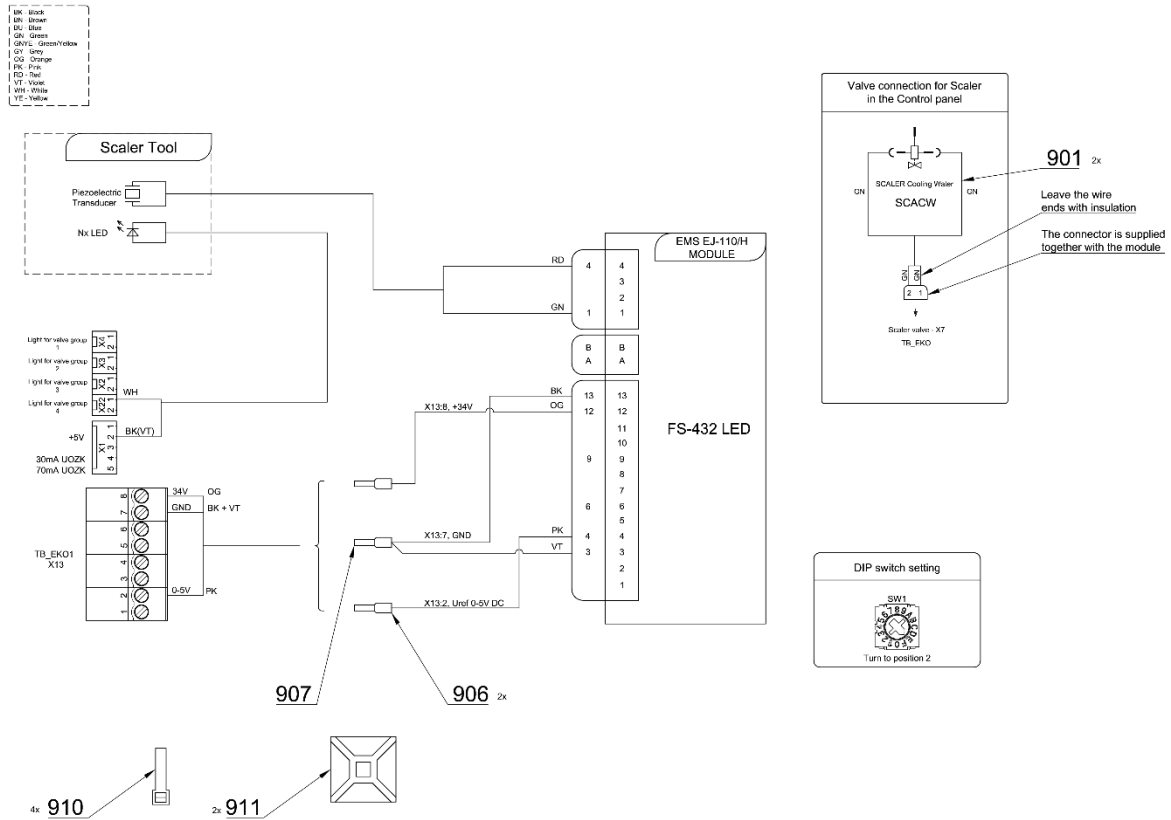
01/09/2022

4 SCALERS ACCESSORY

4.1 UOZK EMS FS-432 LED ACCESSORY – A657-200-001-0

Item No.	Product name	SP
A657-200-001-0_K-001	UOZK EMS FS-432 LED ACCESSORY	X





Pos.	Item no.	Product name	QTY	Unit	SP
001	A653-150-020-0	ELM. VALVE SIRAI COMPLETE	1,00	PC.	X
002	V647.47-00-01	BASE UNDER SCALER	1,00	PC.	X
004	V601.40-00-06	INSERT P8,6	1,00	PC.	X
005	V608.45-00-08	LOCK RING 1	2,00	PC.	
006	V400.01-01-40	LABEL TEXT		PC.	
007	V653-150-019-0	HOSE SPACER RING	1,00	PC.	X
010	ME336401.015	ADAPTER T210-1	1,00	PC.	X
011	ME307001.012	SCREW STP32 3x9 - H1	2,00	PC.	X
012	ME309332.034	SCREW ST 2,9X16-C	2,00	PC.	X
013	ME309255.051	SCREW M 3X6	2,00	PC.	X
014	ME371418.027	SPACER POST h=6,4mm SNAP-TYPE	4,00	PC.	X
015	ME283367.024	HOSE PUR 1,5/2,7 GREEN	1,00	m	X
017	ME272000.017	HOSE SPIRAL 25m TYP 1/5,0	0,12	M	X
018	ME345711.034	CLAMP F0505 HC 101	1,00	PC.	
019	ME397900.012	CABLE TIE CIMCO – 181361	1,00	PC.	
020	ME283367.120	UOZK EMS FS-432 LED		PC.	
003	V653-150-020-0	HOSE CLAMP	1,00	PC.	X
901	ME374100.037	WIRE YV - GN	2,00	PC.	X
906	ME375000.010	INSULATED CRIMP FITTING -NITI 0,25x8 BU	2,00	PC.	
907	ME375000.003	INSULATED CRIMP FITTING -NITI 0,5X8WH	1,00	PC.	
910	ME397900.012	CABLE TIE CIMCO – 181361	4,00	PC.	
911	ME345711.034	CLAMP F0505 HC 101	2,00	PC.	

17/06/2022



Pos. 20 UOZK EMS FS-432 LED must be ordered separately.

Adjust the length of the tubes with respect to the position of the tool.

4.1.1 KIT UOZK EMS FS-432 LED – A657-999-014-0

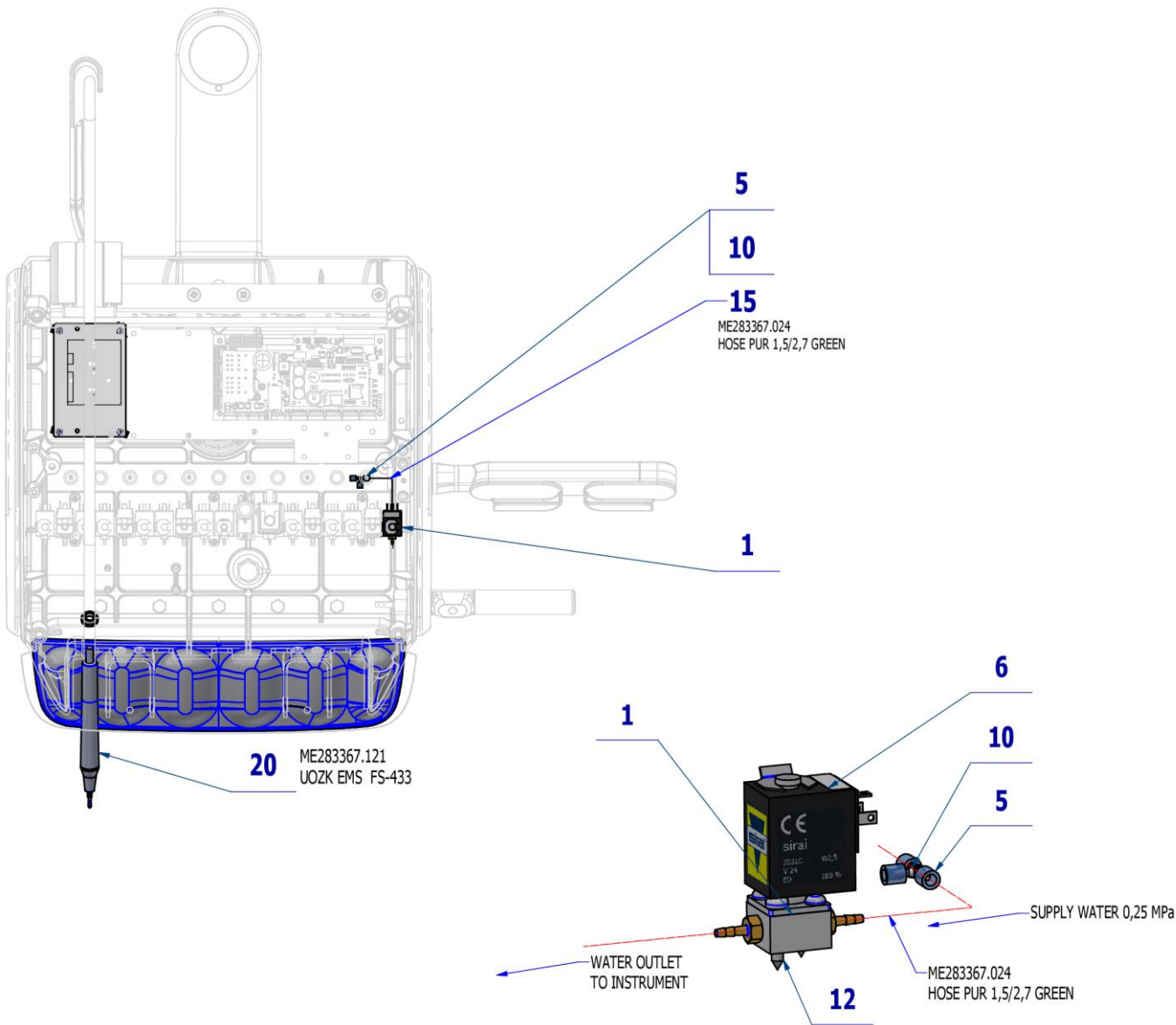
Item No.	Product name	SP
A657-999-014-0_K-001	KIT UOZK EMS FS-432 LED	X

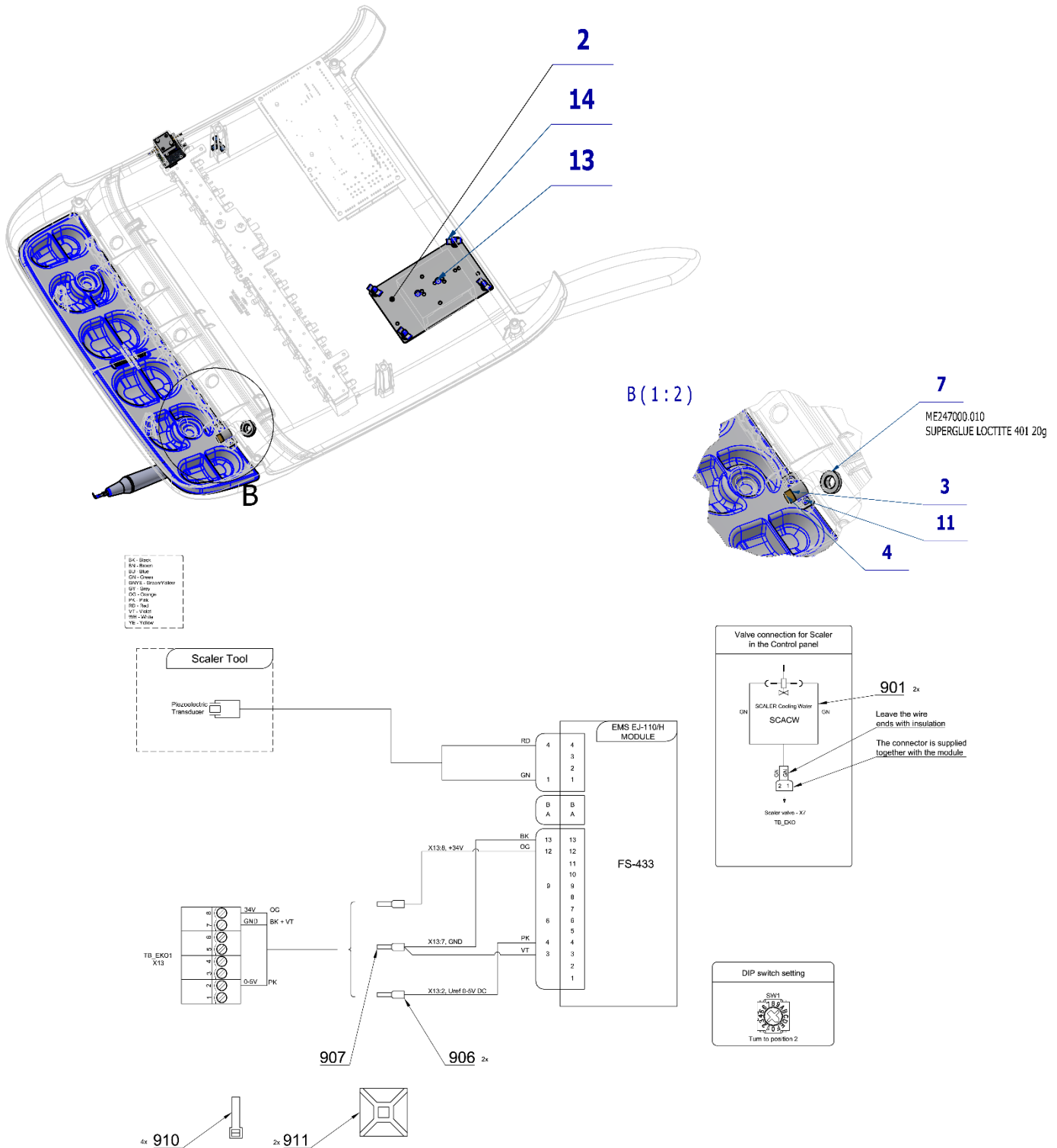
Pos.	Item no	Product name	QTY	Unit
001	A657-200-001-0	UOZK EMS FS-432 LED ACCESSORY	1.00	PC.
002	ME283367.120	UOZK EMS FS-432 LED	1.00	PC.

16/05/2023

4.2 UOZK EMS FS-433 ACCESSORY – A657-201-001-0

Item No.	Product name	SP
A657-201-001-0_K-001	UOZK EMS FS-433 ACCESSORY	X





Pos.	Item no.	Product name	QTY	Unit	SP
001	A653-150-020-0	ELM. VALVE SIRAI COMPLETE	1,00	PC.	X
002	V647.47-00-01	BASE UNDER SCALER	1,00	PC.	X
003	V653-150-020-0	HOSE CLAMP	1,00	PC.	X
004	V601.40-00-06	INSERT P8,6	1,00	PC.	X
005	V608.45-00-08	LOCK RING 1	2,00	PC.	
006	V400.01-01-40	LABEL TEXT		PC.	
007	V653-150-019-0	HOSE SPACER RING	1,00	PC.	X
010	ME336401.015	ADAPTER T210-1	1,00	PC.	X
011	ME307001.012	SCREW STP32 3x9 - H1	2,00	PC.	X
012	ME309332.034	SCREW ST 2,9X16-C	2,00	PC.	X

013	ME309255.051	SCREW M 3X6	2,00	PC.	X
014	ME371418.027	SPACER POST h=6,4mm SNAP TYPE	4,00	PC.	X
015	ME283367.024	HOSE PUR 1,5/2,7 GREEN	1,00	m	X
017	ME272000.017	HOSE SPIRAL 25m TYP 1/5,0	0,12	M	X
018	ME345711.034	CLAMP F0505 HC 101	1,00	PC.	
019	ME397900.012	CABLE TIE CIMCO – 181361	1,00	PC.	
020	ME283367.121	UOZK EMS FS-433		PC.	
901	ME374100.037	WIRE YV - GN	2,00	PC.	X
906	ME375000.010	INSULATED CRIMP FITTING -NITI 0,25x8 BU	2,00	PC.	
907	ME375000.003	INSULATED CRIMP FITTING -NITI 0,5X8WH	1,00	PC.	
910	ME397900.012	CABLE TIE CIMCO – 181361	4,00	PC.	
911	ME345711.034	CLAMP F0505 HC 101	2,00	PC.	

17/06/2022



Pos. 20 UOZK EMS FS-433 must be ordered separately.

Adjust the length of the tubes with respect to the position of the tool.

4.2.1 KIT EMS FS-433 WITHOUT LIGHT – A657-999-008-0

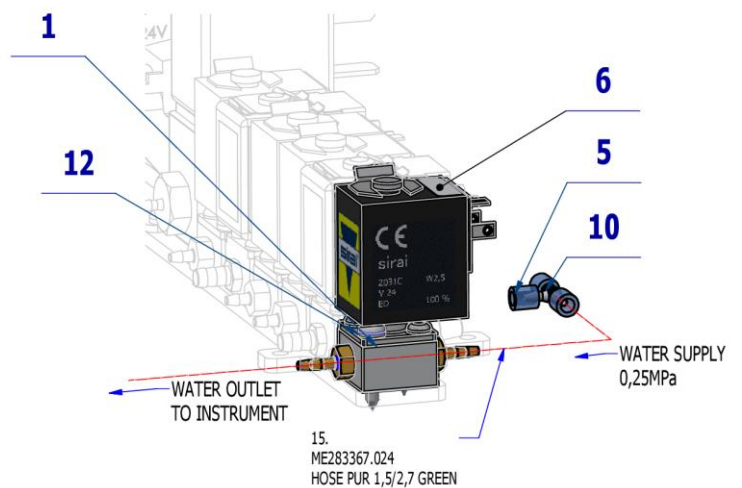
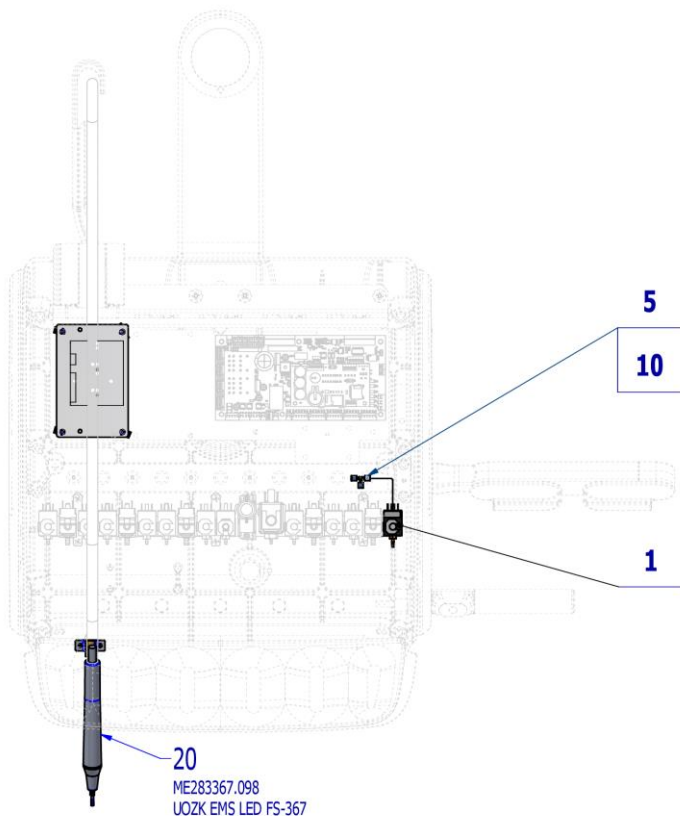
Item No.	Product name	SP
A657-999-008-0_K-001	KIT EMS FS-433 WITHOUT LIGHT	X

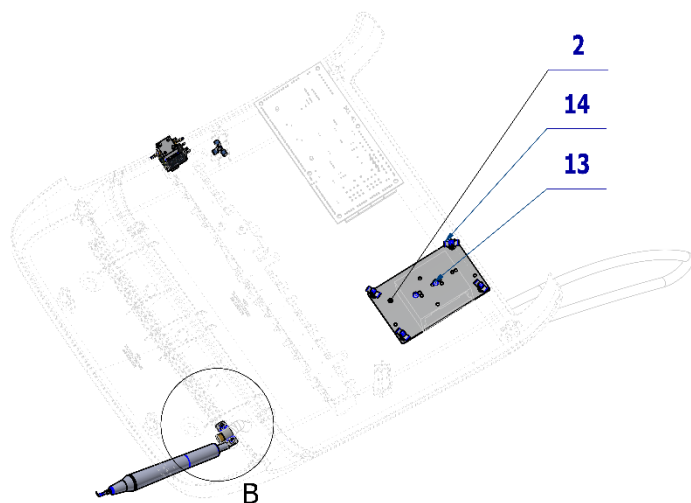
Pos.	Item no	Product name	QTY	Unit
001	A657-201-001-0	UOZK EMS FS-433 ACCESSORY	1.00	PC.
002	ME283367.121	UOZK EMS FS-433	1.00	PC.

13/12/2022

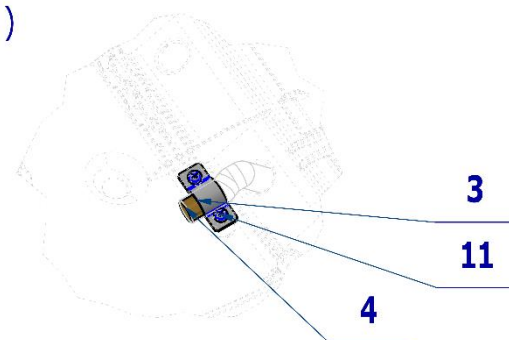
4.3 UOZK EMS LIGHT FS-367 ACCESSORY – A657-202-001-0

Item No.	Product name	SP
A657-202-001-0_K-001	UOZK EMS LIGHT FS-367 ACCESSORY	X

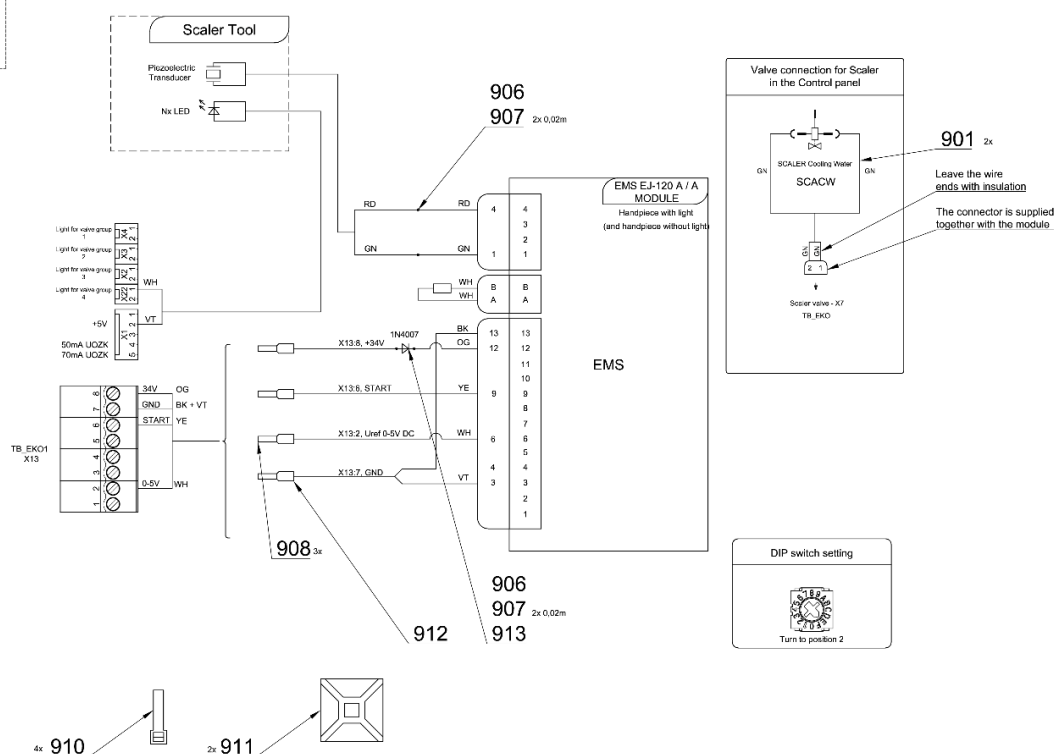




B(1:2)



ESC - Black
BN - Silver
BL - Blue
GN - Green
GR - Grey
GRN - Green/White
GY - Grey
GRN - Green
PK - Pink
RD - Red
VT - White
WH - White
VP - Yellow



Pos.	Item no.	Product name	QTY	Unit	SP
001	A653-150-020-0	ELM. VALVE SIRAI COMPLETE	1,00	PC.	X
002	V647.47-00-01	BASE UNDER SCALER	1,00	PC.	X
003	V653-150-020-0	HOSE CLAMP	1,00	PC.	X
004	V601.40-00-06	INSERT P8,6	1,00	PC.	X
005	V608.45-00-08	LOCK RING 1	2,00	PC.	X
006	V400.01-01-40	LABEL TEXT		PC.	
007	V653-150-019-0	HOSE SPACER RING	1,00	PC.	
010	ME336401.015	ADAPTER T210-1	1,00	PC.	X
011	ME307001.012	SCREW STP32 3x9 - H1	2,00	PC.	X
012	ME309332.034	SCREW ST 2,9X16-C	2,00	PC.	X
013	ME309255.051	SCREW M 3X6	2,00	PC.	X
014	ME371418.027	SPACER POST h=6,4mm SNAP-TYPE	4,00	PC.	X
015	ME283367.024	HOSE PUR 1,5/2,7 GREEN	1,00	m	
017	ME272000.017	HOSE SPIRAL 25m TYP 1/5,0	0,12	M	
018	ME345711.034	CLAMP F0505 HC 101	1,00	PC.	

019	ME397900.012	CABLE TIE CIMCO – 181361	1,00	PC.	
020	ME283367.098	UOZK EMS FS-367 LED		PC.	
901	ME374100.037	WIRE YV - GN	2,00	KS	X
907	ME243422.010	SHRINK-FIT INSUL.SLEEVE P 2,1 BLACK	0,10	M	
908	ME375000.010	INSULATED CRIMP FITTING - NITI 0,25x8 BU	4,00	PC.	
910	ME397900.012	CABLE TIE CIMCO – 181361	4,00	PC.	
911	ME345711.034	CLAMP F0505 HC 101	2,00	PC.	
912	ME375000.003	INSULATED CRIMP FITTING - NITI 0,5X8WH	1,00	PC.	
913	ME372000.020	DIODE 1N 4007 1A/1000V	1,00	PC.	

PZ_23_048_12/04/2023



Pos. 20 UOZK EMS FS-367 LED must be ordered separately.

Adjust the length of the tubes with respect to the position of the tool.

4.3.1 KIT UOZK EMS LIGHT FS-367 – A657-999-015-0

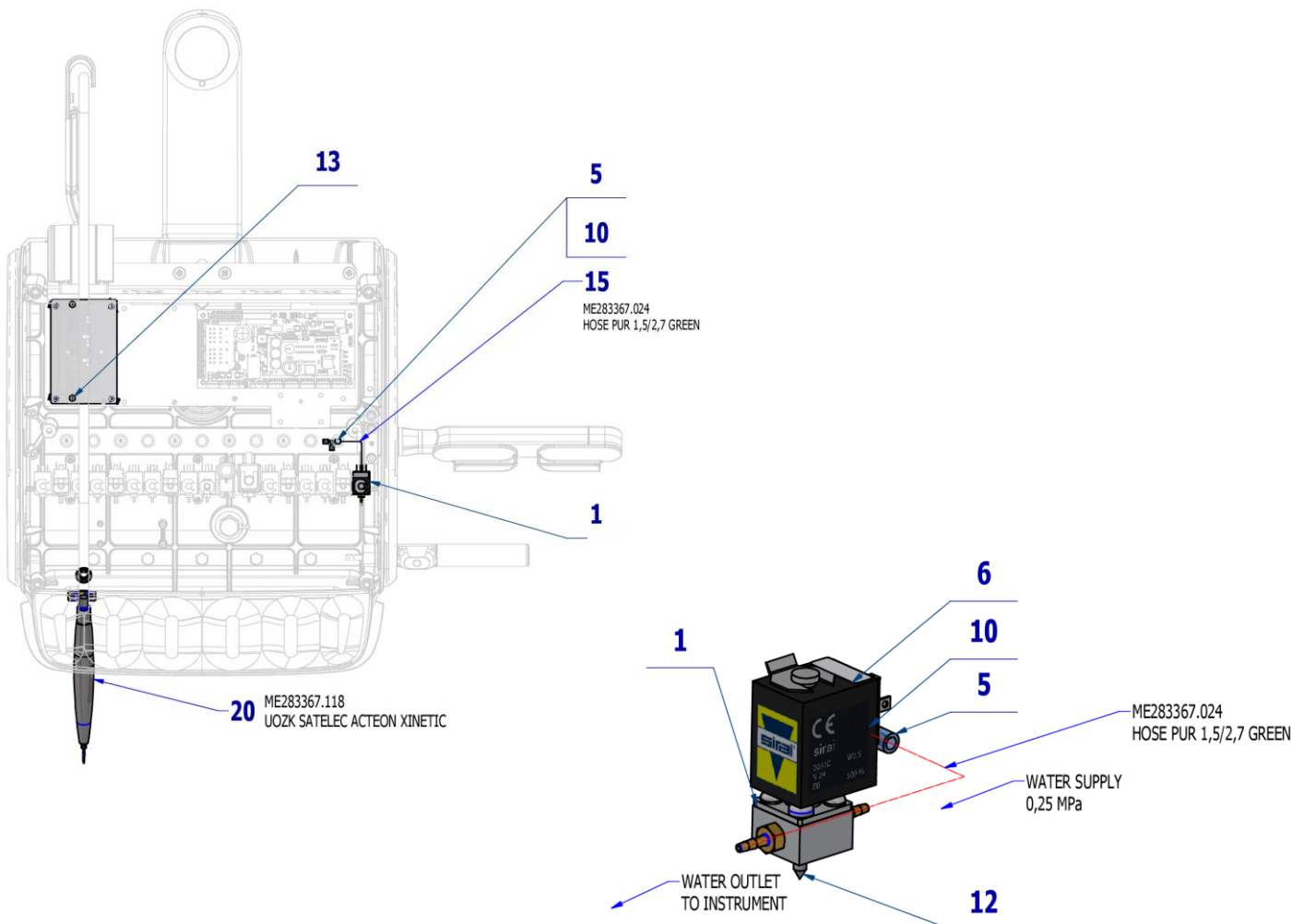
Item No.	Product name	SP
A657-999-015-0_K-001	KIT UOZK EMS LIGHT FS-367	X

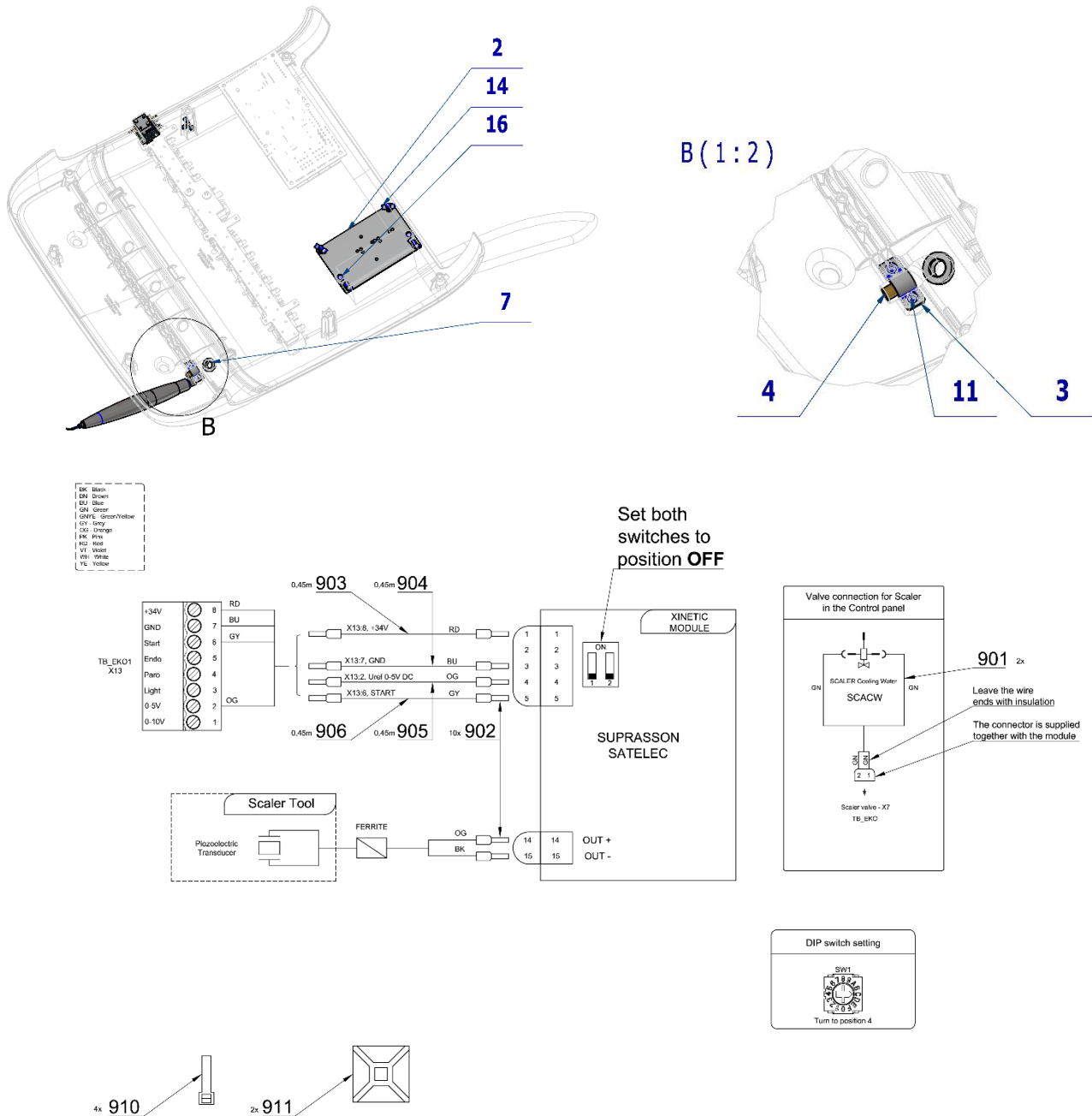
Pos.	Item no	Product name	QTY	Unit
001	A657-202-001-0	UOZK EMS LIGHT FS-367 ACCESSORY	1.00	PC.
002	ME283367.098	UOZK EMS FS-367 LED	1.00	PC.

16/05/2023

4.4 UOZK SATELEC ACTEON XINETIC ACCESSORY – A657-210-001-0

Item No.	Product name	SP
A657-210-001-0_K-001	UOZK SATELEC ACTEON XINETIC ACCESSORY	X





Pos.	Item no.	Product name	QTY	Unit	SP
001	A653-150-020-0	ELM. VALVE SIRAI COMPLETE	1,00	PC.	X
002	V647.47-00-01	BASE UNDER SCALER	1,00	PC.	X
003	V653-150-020-0	HOSE CLAMP	1,00	PC.	X
004	V621.51-00-10	INSERT P6,2	1,00	PC.	X
005	V608.45-00-08	LOCK RING 1	2,00	PC.	X
006	V400.01-01-40	LABEL TEXT		PC.	
007	V653-150-019-0	HOSE SPACER RING	1,00	PC.	X
010	ME336401.015	ADAPTER T210-1	1,00	PC.	X
011	ME307001.012	SCREW STP32 3x9 - H1	2,00	PC.	X
012	ME309332.034	SCREW ST 2,9X16-C	2,00	PC.	X
013	ME311210.019	NUT M 3	2,00	PC.	X
014	ME371418.027	SPACER POST h=6,4mm SNAP-TYPE	4,00	PC.	X
015	ME283367.024	HOSE PUR 1,5/2,7 GREEN	1,00	m	
016	ME309255.036	SCREW M 3X8	2,00	PC.	
017	ME272000.017	HOSE SPIRAL 25m TYP 1/5,0	0,12	M	
018	ME345711.034	CLAMP F0505 HC 101	1,00	PC.	
019	ME397900.012	CABLE TIE CIMCO - 181361	1,00	PC.	
020	ME283367.118	UOZK SATELEC ACTEON XINETIC		PC.	

901	ME374100.037	WIRE YV - GN	2,00	PC.	X
902	ME375000.010	INSULATED CRIMP FITTING - NITI 0,25x8 BU	10,00	PC.	
903	ME341419.006	WIRE LiY 0,25 RD - 4126104S	0,45	M	X
904	ME341419.002	WIRE LiY 0,25 BU - 4126002S	0,45	M	X
905	ME341419.016	WIRE LiY 0,25 OG	0,45	M	X
906	ME341419.008	WIRE LiY 0,25 GY - 4126106S	0,45	M	X
910	ME397900.012	CABLE TIE CIMCO – 181361	4,00	PC.	
911	ME345711.034	CLAMP F0505 HC 101	2,00	PC.	

10/08/2022

Pos. **20** UOZK SATELEC ACTEON XINETIC must be ordered separately.

Adjust the length of the tubes with respect to the position of the tool.

4.4.1 KIT UOZK SATELEC ACTEON XINETIC– A657-999-009-0

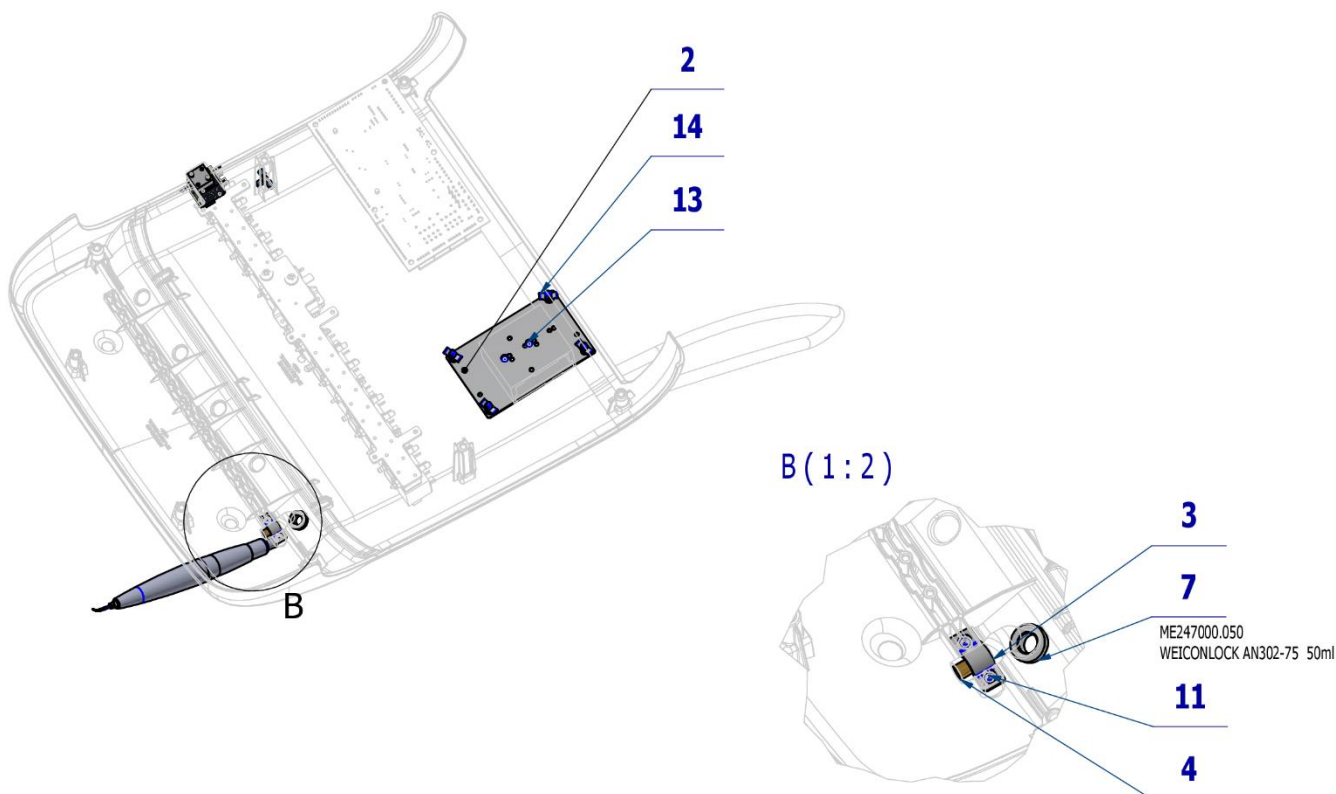
Item No.	Product name	SP
A657-999-009-0_K-001	KIT UOZK SATELEC ACTEON XINETIC	X

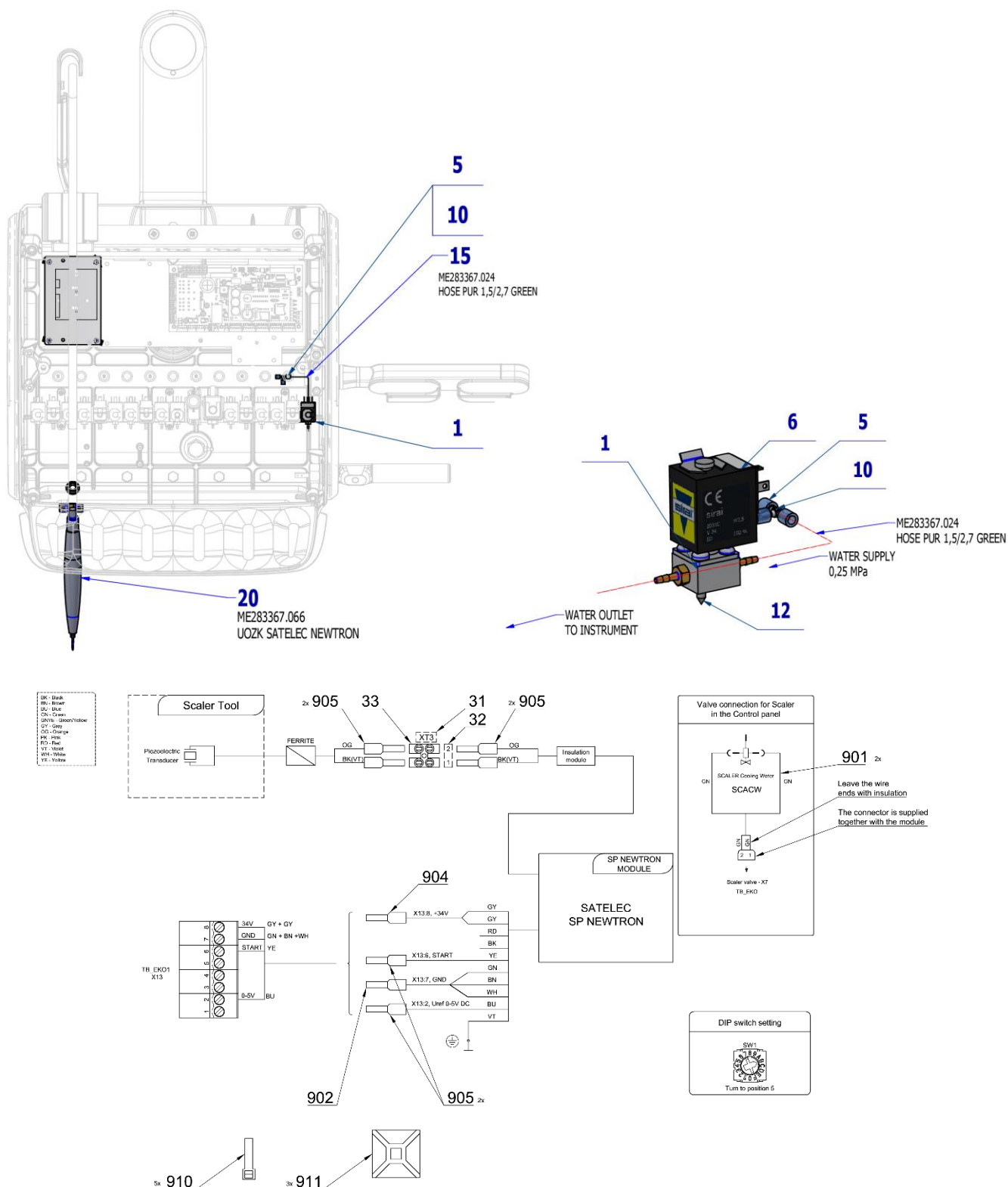
Pos.	Item no	Product name	QTY	Unit
001	A657-210-001-0	UOZK SATELEC ACTEON XINETIC ACCESSORY	1.00	PC.
002	ME283367.118	UOZK SATELEC ACTEON XINETIC	1.00	PC.

13/12/2022

4.5 UOZK SATELEC NEWTRON ACCESSORY – A657-211-001-0

Item No.	Product name	SP
A657-211-001-0_K-001	UOZK SATELEC NEWTRON ACCESSORY	X





Pos.	Item no.	Product name	QTY	Unit	SP
001	A653-150-020-0	ELM. VALVE SIRAI COMPLETE	1,00	PC.	X
002	V647.47-00-01	BASE UNDER SCALER	1,00	PC.	X
003	V653-150-020-0	HOSE CLAMP	1,00	PC.	X
004	V621.51-00-10	INSERT P6,2	1,00	PC.	X
005	V608.45-00-08	LOCK RING 1	2,00	PC.	
006	V400.01-01-40	LABEL TEXT		PC.	
007	V653-150-019-0	HOSE SPACER RING	1,00	PC.	X
010	ME336401.015	ADAPTER T210-1	1,00	PC.	X

011	ME307001.012	SCREW STP32 3x9 - H1	2,00	PC.	X
012	ME309332.034	SCREW ST 2,9X16-C	2,00	PC.	X
013	ME309255.051	SCREW M 3X6	2,00	PC.	X
014	ME371418.027	SPACER POST h=6,4mm SNAP-TYPE	4,00	PC.	X
015	ME283367.024	HOSE PUR 1,5/2,7 GREEN	1,00	m	X
017	ME272000.017	HOSE SPIRAL 25m TYP 1/5,0	0,12	M	X
018	ME345711.034	CLAMP F0505 HC 101	1,00	PC.	
019	ME397900.012	CABLE TIE CIMCO – 181361	1,00	PC.	
020	ME283367.066	UOZK SATELEC NEWTRON		PC.	
031	V400.01-00-49	LABEL XT3		PC.	
032	ME735000.169	LABEL 4-602.2-90-23	1,00	PC.	
033	ME345621.012	TERMINAL STRIP M 093CS	1,00	PC.	
901	ME374100.037	WIRE YV - GN	2,00	PC.	X
902	ME375000.002	INSULATED CRIMP FITTING -NITI 0,75X8GY	1,00	PC.	
904	ME375000.003	INSULATED CRIMP FITTING -NITI 0,5X8WH	1,00	PC.	
905	ME375000.010	INSULATED CRIMP FITTING -NITI 0,25x8 BU	6,00	PC.	
910	ME397900.012	CABLE TIE CIMCO – 181361	5,00	PC.	
911	ME345711.034	CLAMP F0505 HC 101	3,00	PC.	

17/06/2022



Pos. 20 UOZK SATELEC NEWTRON must be ordered separately.

Adjust the length of the tubes with respect to the position of the tool.

4.5.1 KIT UOZK SATELEC NEWTRON – A657-999-016-0

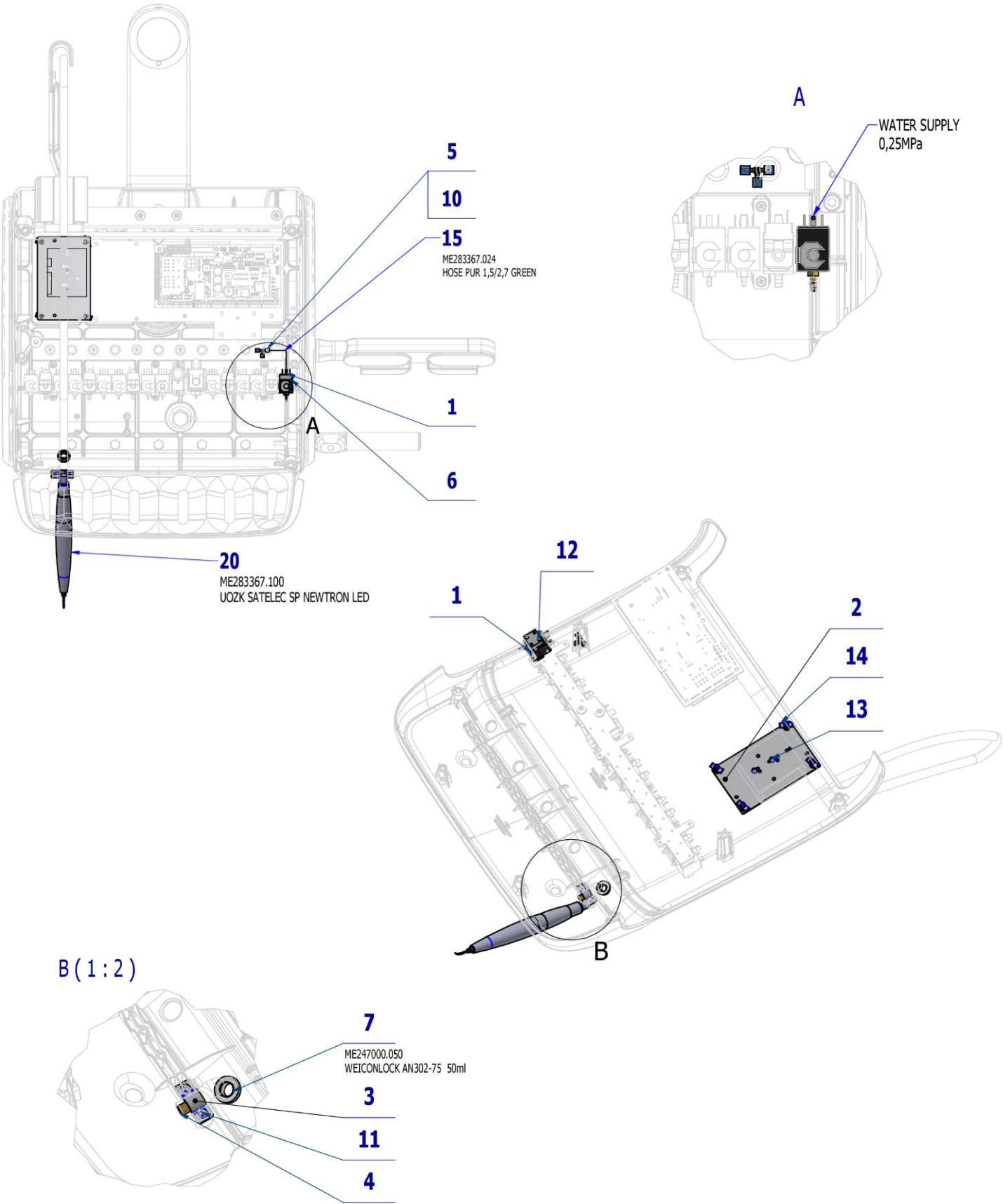
Item No.	Product name	SP
A657-999-016-0_K-001	KIT UOZK SATELEC NEWTRON	X

Pos.	Item no	Product name	QTY	Unit
001	A657-211-001-0	UOZK SATELEC NEWTRON ACCESSORY	1.00	PC.
002	ME283367.066	UOZK SATELEC NEWTRON	1.00	PC.

16/05/2023

4.6 UOZK SATELEC NEWTRON LED ACCESSORY – A657-212-001-0

Item No.	Product name	SP
A657-212-001-0_K-001	UOZK SATELEC NEWTRON LED ACCESSORY	X



18/06/2022



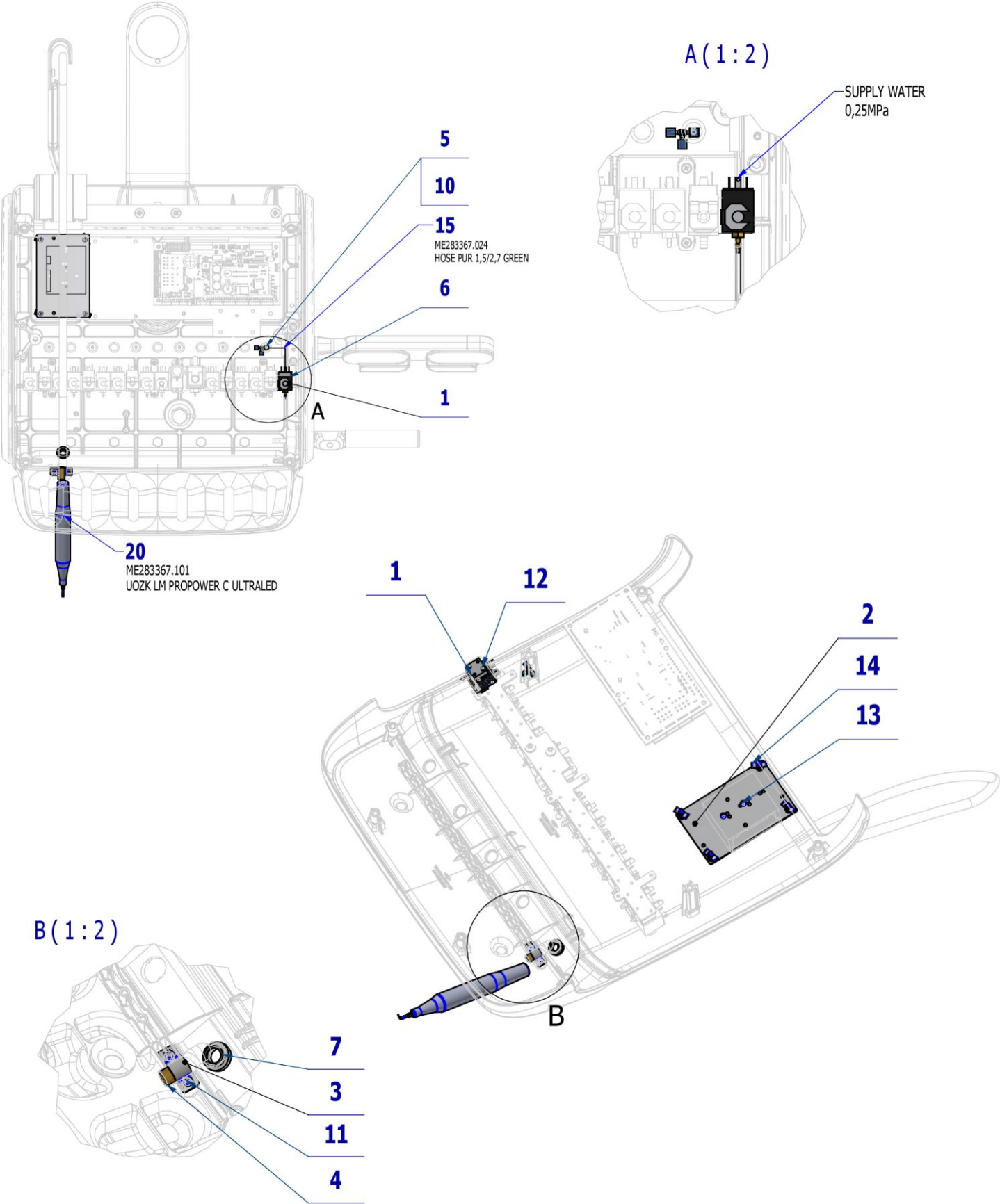
4.6.1 KIT UOZK SATELEC NEWTRON LED – A657-999-017-0

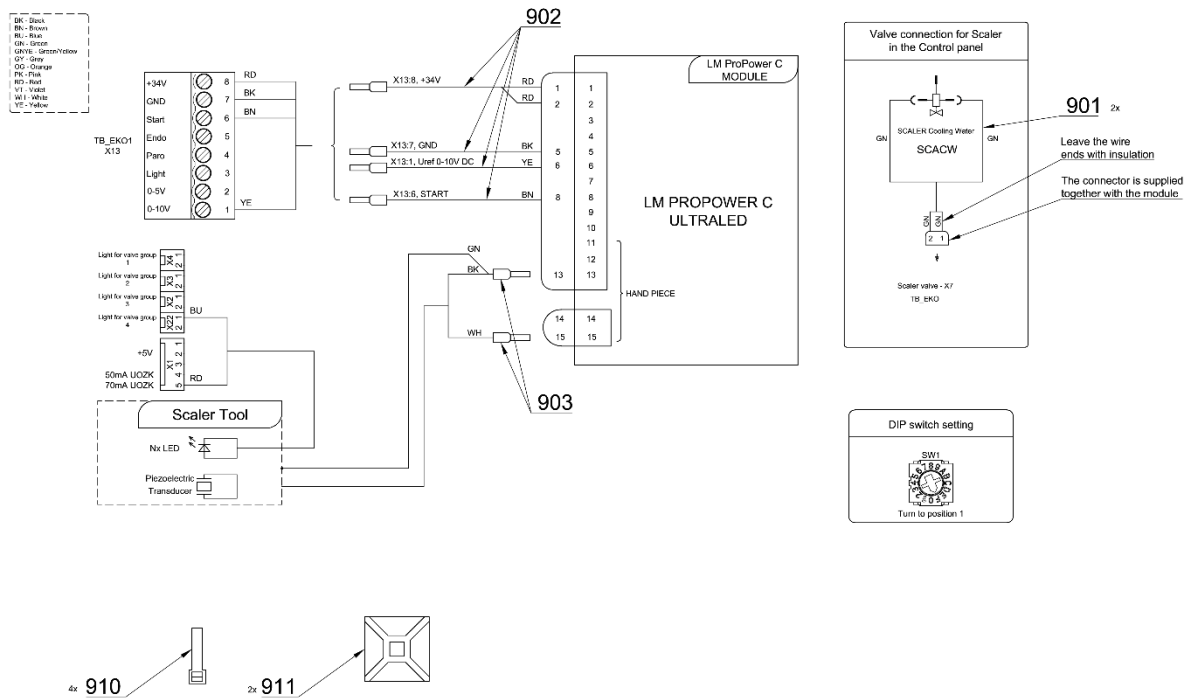
Pos.	Item no	Product name	QTY	Unit
001	A657-212-001-0	UOZK SATELEC NEWTRON LED ACCESSORY	1.00	PC.
002	ME283367.100	UOZK SATELEC SP NEWTRON LED	1.00	PC.

G1 DENTIST'S CONTROL PANEL UPPER HOSE DELIVERY SYSTEM – ACCESSORY

4.7 UOZK LM PROPOWER C ULTRALED ACCESSORY – A657-220-001-0

Item No.	Product name	SP
A657-220-001-0_K-001	UOZK LM PROPOWER C ULTRALED ACCESSORY	X





Pos.	Item no.	Product name	QTY	Unit	SP
001	A653-150-020-0	ELM. VALVE SIRAI COMPLETE	1,00	PC.	X
002	V647.47-00-01	BASE UNDER UOZK	1,00	PC.	X
003	V653-150-020-0	HOSE CLAMP	1,00	PC.	X
004	V601.40-00-06	INSERT P8,6	1,00	PC.	X
005	V608.45-00-08	LOCK RING 1	3,00	PC.	
006	V400.01-01-40	LABEL TEXT		PC.	
007	V653-150-019-0	HOSE LIMITING RING	1,00	PC.	X
010	ME336401.015	ADAPTER T210-1	1,00	PC.	X
011	ME307001.012	SCREW STP32 3x9 - H1	2,00	PC.	X
012	ME309332.034	SCREW ST 2,9X16-C	2,00	PC.	X
013	ME309255.051	SCREW M 3X6	2,00	PC.	X
014	ME371418.027	SPACER POST.h=6,4mm SNAP-TYPE	4,00	PC.	X
015	ME283367.024	HOSE PUR 1,5/2,7 GREEN	1,00	m	X
017	ME272000.017	HOSE SPIRAL 25m TYP 1/5,0	0,12	M	X
018	ME345711.034	CLAMP F0505 HC 101	1,00	PC.	
019	ME397900.012	CABLE TIE CIMCO – 181361	1,00	PC.	
020	ME283367.101	UOZK LM-PROPOWER C b-in ULTRALED		PC.	
901	ME374100.037	WIRE YV - GN	2,00	PC.	X
902	A653-220-901-0	WIRES LM - ASSEMBLY	1,00	PC.	X
903	ME375000.010	INSULATED CRIMP FITTING -NITI 0,25x8 BU	2,00	PC.	
910	ME397900.012	CABLE TIE CIMCO – 181361	4,00	PC.	
911	ME345711.034	CLAMP F0505 HC 101	2,00	PC.	

PZ_22_173_21/12/2022



Pos. 20 UOZK LM-PROPOWER C b-in ULTRALED must be ordered separately.

Adjust the length of the tubes with respect to the position of the tool.

4.7.1 KIT UOZK LM PROPOWER C ULTRALED – A657-999-018-0

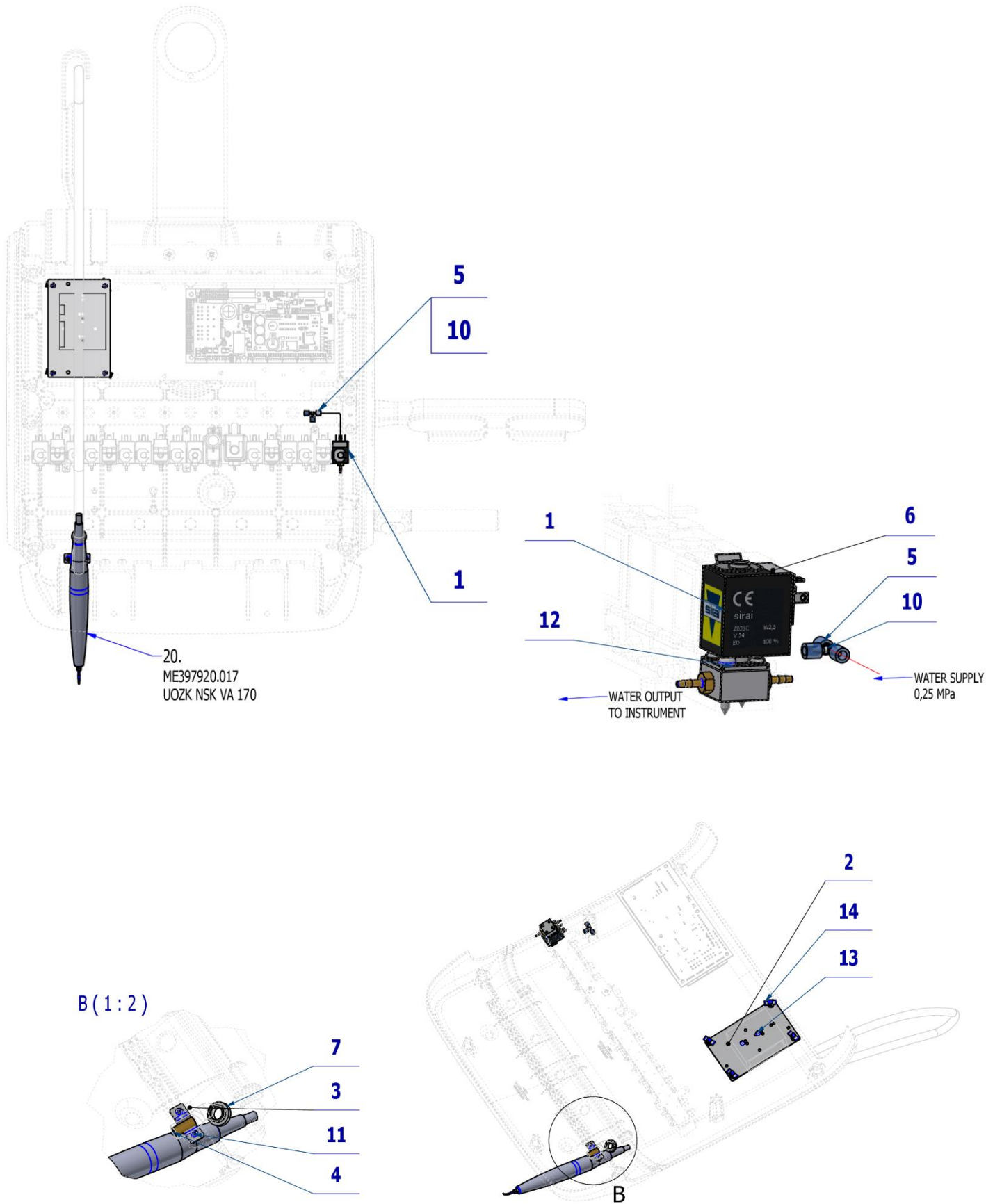
Item No.	Product name	SP
A657-999-018-0_K-001	KIT UOZK LM PROPOWER C ULTRALED	X

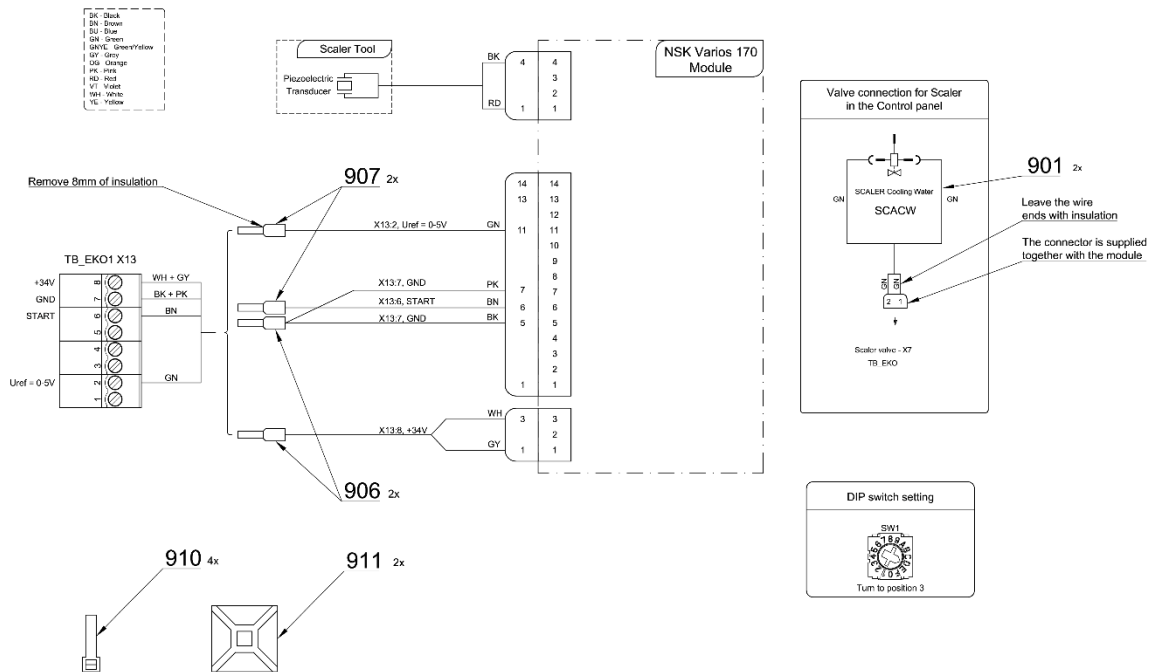
Pos.	Item no	Product name	QTY	Unit
001	A657-220-001-0	UOZK LM PROPOWER C ULTRALED ACCESSORY	1.00	PC.
002	ME283367.101	UOZK LM-PROPOWER C b-in ULTRALED	1.00	PC.

16/05/2023

4.8 UOZK NSK ACCESSORY – A657-230-001-0

Item No.	Product name	SP
A657-230-001-0_K-001	UOZK NSK ACCESSORY	X





Pos.	Item no.	Product name	QTY	Unit	SP
001	A653-150-020-0	ELM. VALVE SIRAI COMPLETE	1,00	PC.	X
002	V647.47-00-01	BASE UNDER UOZK	1,00	PC.	X
003	V653-150-020-0	HOSE CLAMP	1,00	PC.	X
004	V621.51-00-10	INSERT P6,2	1,00	PC.	X
005	V608.45-00-08	LOCK RING 1	2,00	PC.	X
006	V400.01-01-40	LABEL TEXT		PC.	
007	V653-150-019-0	HOSE LIMITING RING	1.00	PC.	X
010	ME336401.015	ADAPTER T210-1	1,00	PC.	X
011	ME307001.012	SCREW STP32 3x9 - H1	2,00	PC.	X
012	ME309332.034	SCREW ST 2,9X16-C	2,00	PC.	X
013	ME309255.051	SCREW M 3X6	2,00	PC.	X
014	ME371418.027	SPACER POST h=6,4mm SNAP-TYPE	4,00	PC.	X
015	ME283367.024	HOSE PUR 1,5/2,7 GREEN	1,00	m	X
017	ME272000.017	HOSE SPIRAL 25m TYP 1/5,0	0,12	M	X
018	ME345711.034	CLAMP F0505 HC 101	1,00	PC.	
019	ME397900.012	CABLE TIE CIMCO – 181361	1,00	PC.	
020	ME397920.017	UOZK NSK VA 170		PC.	
904	ME374100.037	WIRE YV - GN	2,00	PC.	X
901	ME374100.037	WIRE YV - GN	2,00	PC.	X
906	ME375000.003	INSULATED CRIMP FITTING -NITI 0,5X8WH	2,00	PC.	
907	ME375000.010	INSULATED CRIMP FITTING -NITI 0,25x8 BU	2,00	PC.	
910	ME397900.012	CABLE TIE CIMCO – 181361	4,00	PC.	
911	ME345711.034	CLAMP F0505 HC 101	2,00	PC.	

PZ_22_173_14/01/2023



Pos. **20** UOZK NSK VA 170 must be ordered separately.

Adjust the length of the tubes with respect to the position of the tool.

4.8.1 KIT UOZK NSK – A657-999-019-0

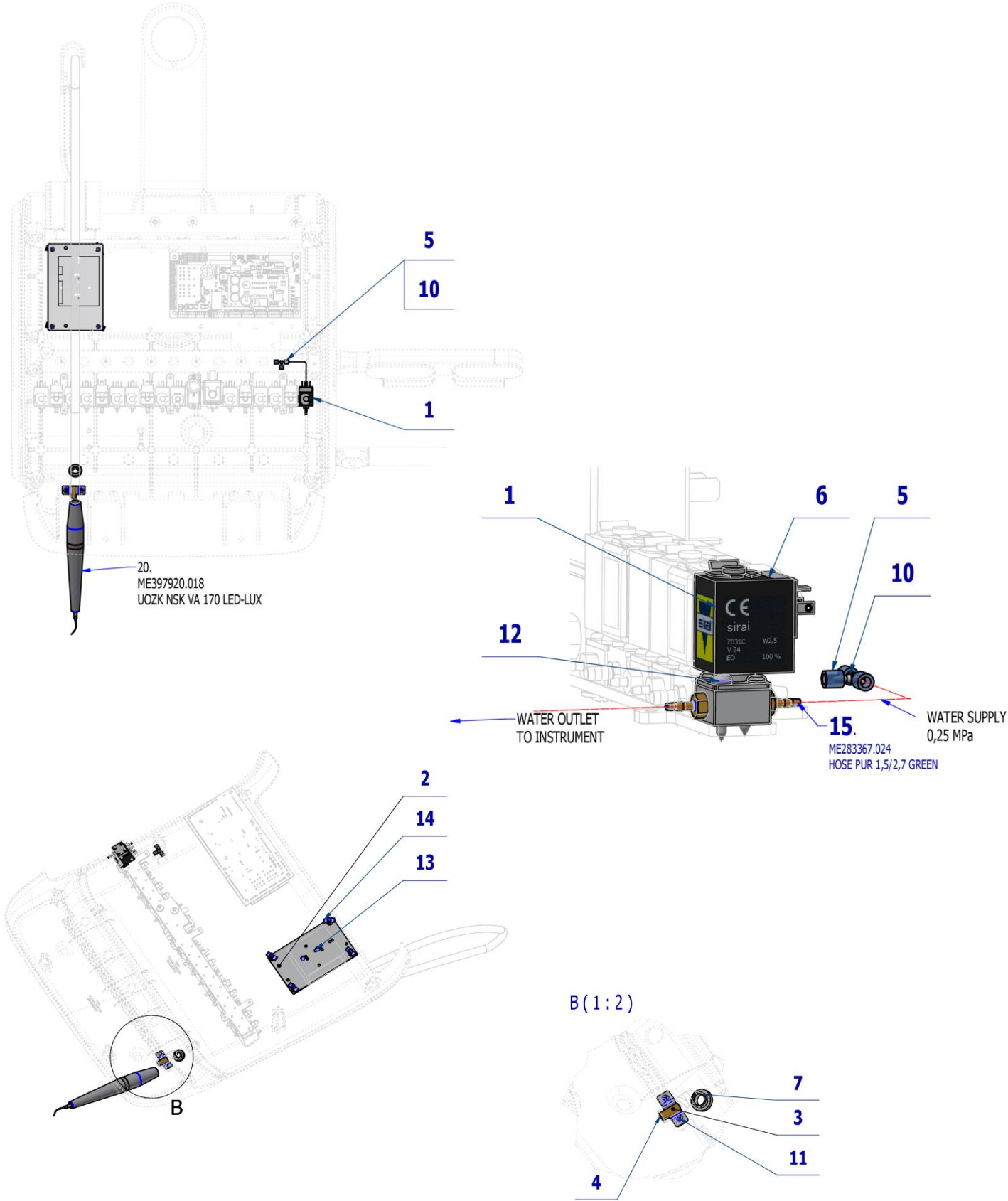
Item No.	Product name	SP
A657-999-019-0_K-001	KIT UOZK NSK	X

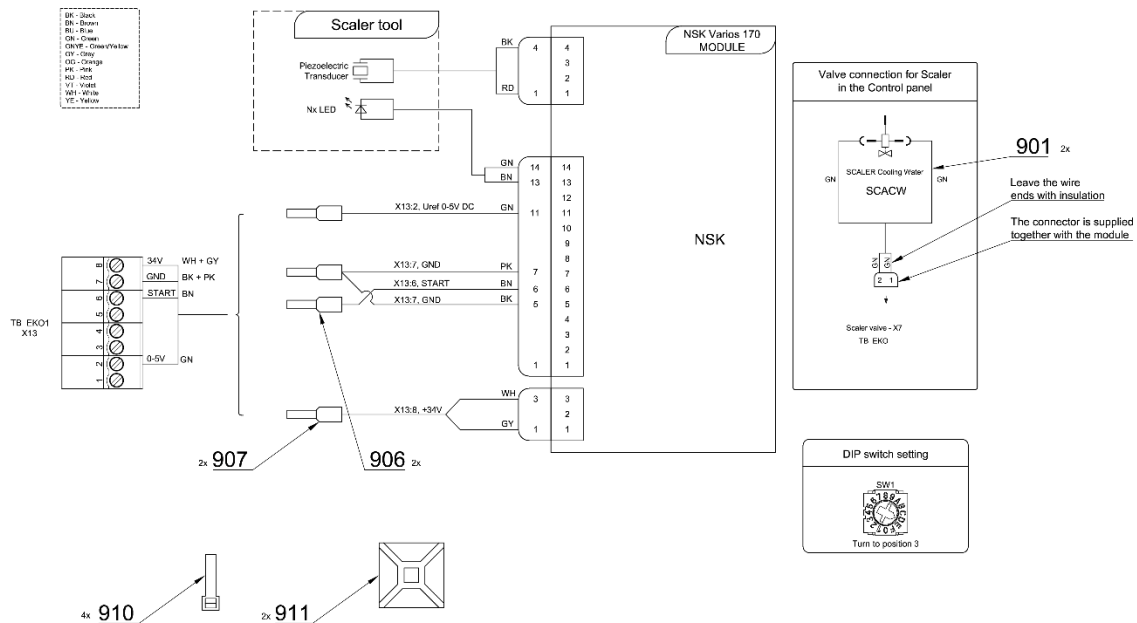
Pos.	Item no	Product name	QTY	Unit
001	A657-230-001-0	UOZK NSK ACCESSORY	1.00	PC.
002	ME397920.017	UOZK NSK VA 170	1.00	PC.

16/05/2023

4.9 UOZK NSK VA 170 LED-LUX ACCESSORY – A657-231-001-0

Item No.	Product name	SP
A657-231-001-0_K-001	UOZK NSK VA 170 LED-LUX ACCESSORY	X





Pos.	Item no.	Product name	QTY	Unit	SP
001	A653-150-020-0	ELM. VALVE SIRAI COMPLETE	1,00	PC.	X
002	V647.47-00-01	BASE UNDER UOZK	1,00	PC.	X
003	V653-150-020-0	HOSE CLAMP	1,00	PC.	X
004	V621.51-00-10	INSERT P6,2	1,00	PC.	
005	V608.45-00-08	LOCK RING 1	2,00	PC.	
006	V400.01-01-40	LABEL TEXT		PC.	
007	V653-150-019-0	HOSE LIMITING RING	1,00	PC.	
010	ME336401.015	ADAPTER T210-1	1,00	PC.	X
011	ME307001.012	SCREW STP32 3x9 - H1	2,00	PC.	X
012	ME309332.034	SCREW ST 2,9X16-C	2,00	PC.	X
013	ME309255.051	SCREW M 3X6	2,00	PC.	X
014	ME371418.027	PACER POST h=6,4mm SNAP-TYPE	4,00	PC.	X
015	ME283367.024	HOSE PUR 1,5/2,7 GREEN	1,00	m	X
017	ME272000.017	HOSE SPIRAL 25m TYP 1/5,0	0,12	M	X
018	ME345711.034	CLAMP F0505 HC 101	1,00	PC.	
019	ME397900.012	CABLE TIE CIMCO – 181361	1,00	PC.	
020	ME397920.018	UOZK NSK VA 170 LED-LUX		PC.	
904	ME374100.037	WIRE YV - GN	2,00	PC.	XX
901	ME374100.037	WIRE YV - GN	2,00	PC.	
906	ME375000.003	INSULATED CRIMP FITTING--NITI 0,5X8WH	2,00	PC.	
907	ME375000.010	INSULATED CRIMP FITTING--NITI 0,25x8 BU	2,00	PC.	
910	ME397900.012	CABLE TIE CIMCO – 181361	4,00	PC.	
911	ME345711.034	CLAMP F0505 HC 101	2,00	PC.	

PZ_22_173_14/01/2023



Pos. **20** UOZK NSK VA 170 LED-LUX must be ordered separately.

Adjust the length of the tubes with respect to the position of the tool.

4.9.1 KIT UOZK NSK VA 170 LED-LUX – A657-999-020-0

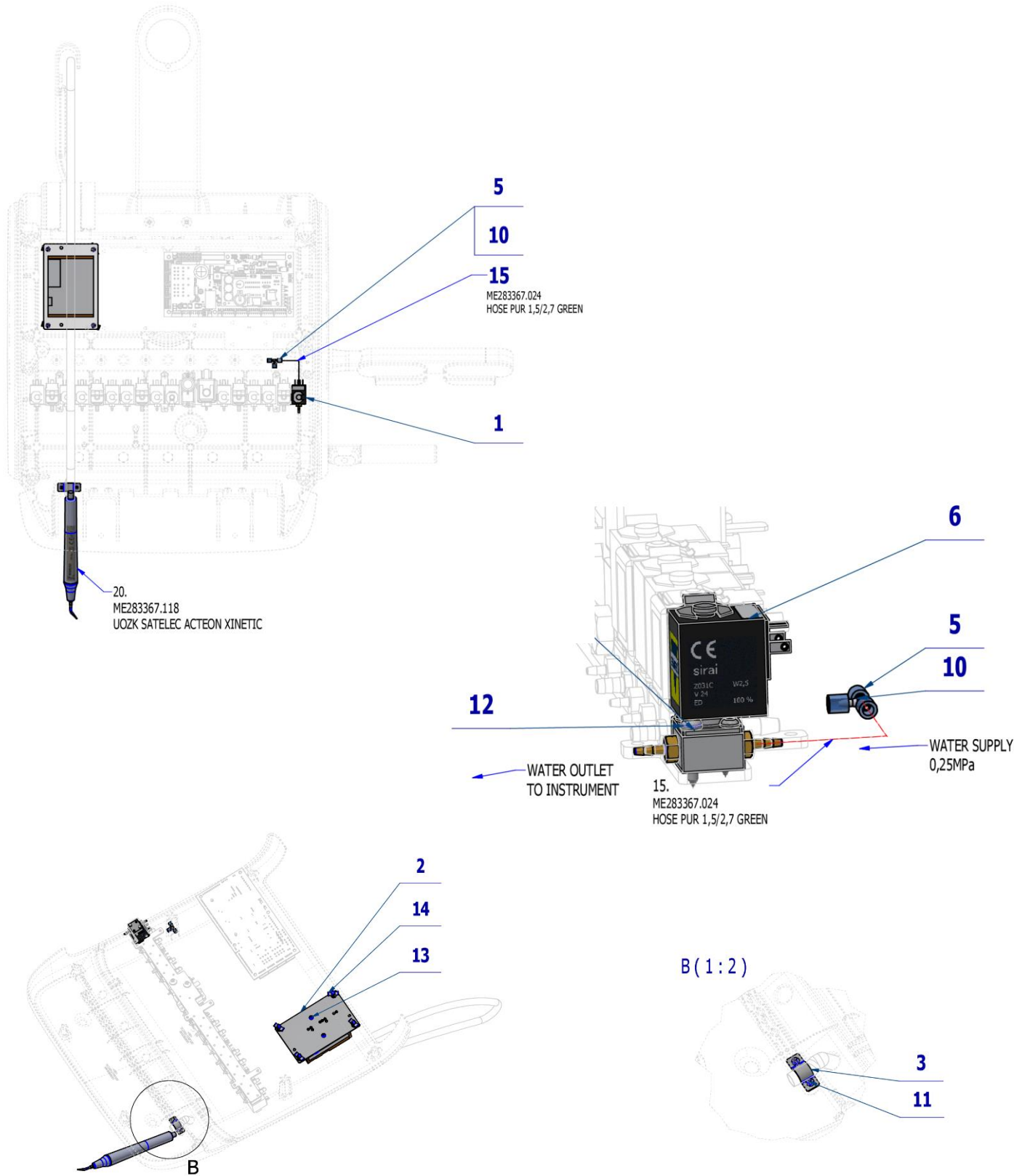
Item No.	Product name	SP
A657-999-020-0_K-001	KIT UOZK NSK VA 170 LED-LUX	X

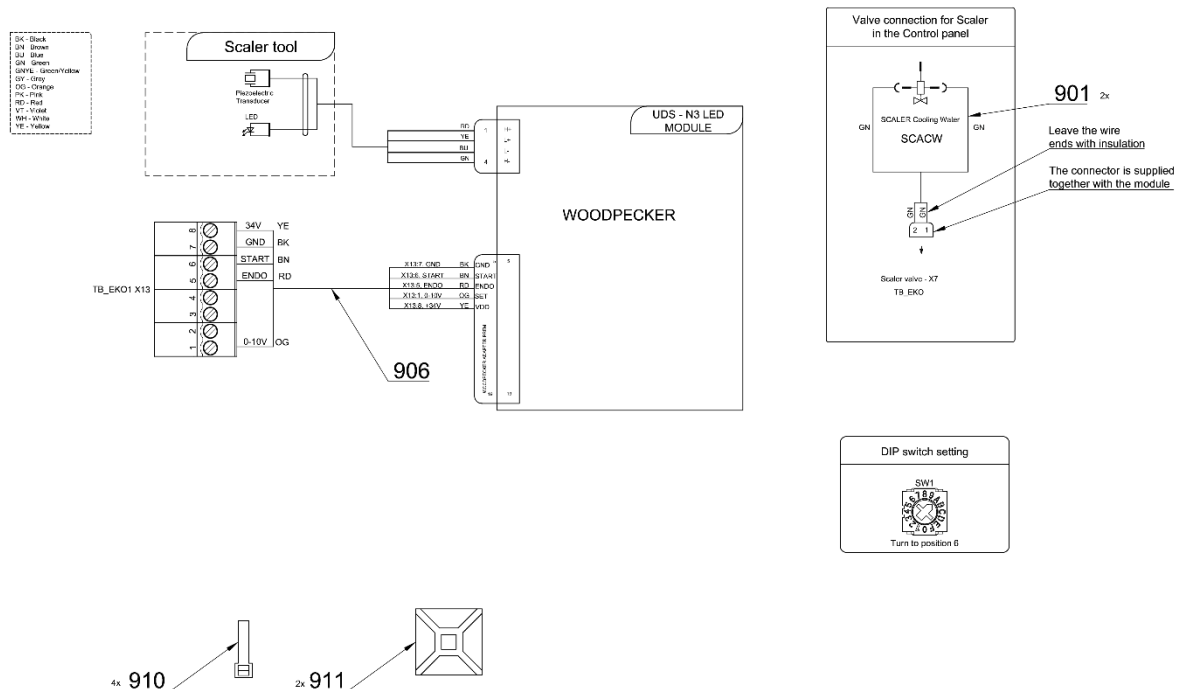
Pos.	Item no	Product name	QTY	Unit
001	A657-231-001-0	UOZK NSK VA 170 LED-LUX ACCESSORY	1.00	PC.
002	ME397920.018	UOZK NSK VA 170 LED-LUX	1.00	PC.

16/05/2023

4.10 UOZK WOODPECKER ACCESSORY – A657-240-001-0

Item No.	Product name	SP
A657-240-001-0_K-001	UOZK WOODPECKER ACCESSORY	X





Pos.	Item no.	Product name	QTY	Unit	SP
001	A653-150-020-0	ELM. VALVE SIRAI COMPLETE	1,00	PC.	X
002	V647.47-00-01	BASE UNDER UOZK	1,00	PC.	X
005	V608.45-00-08	LOCK RING 1	2,00	PC.	X
006	V400.01-01-40	LABEL TEXT		PC.	
010	ME336401.015	ADAPTER T210-1	1,00	PC.	X
011	ME307001.012	SCREW STP32 3x9 – H1	2,00	PC.	X
012	ME309332.034	SCREW ST 2,9X16-C	2,00	PC.	X
013	ME309255.051	SCREW M 3X6	2,00	PC.	X
014	ME371418.027	SPACER POST h=6,4mm SNAP-TYPE	4,00	PC.	X
015	ME283367.024	HOSE PUR 1,5/2,7 GREEN	0,30	m	X
017	ME272000.017	HOSE SPIRAL 25m TYP 1/5,0	0,12	M	X
018	ME345711.034	CLAMP F0505 HC 101	1,00	PC.	
019	ME397900.012	CABLE TIE CIMCO – 181361	1,00	PC.	
020	ME283367.124	UOZK WOODPECKER UDS-N3 LED		PC.	
003	V653-150-020-0	HOSE CLAMP	1,00	PC.	
901	ME374100.037	WIRE YV – GN	2,00	PC.	X
906	ME374000.508	WOODPECKER ADAPTER GREAT	1,00	PC.	X
910	ME397900.012	CABLE TIE CIMCO – 181361	4,00	PC.	
911	ME345711.034	CLAMP F0505 HC 101	2,00	PC.	

PZ_23_037_OS_27/06/2023



Pos. **20** UOZK WOODPECKER UDS-N3 LED must be ordered separately.

Adjust the length of the tubes with respect to the position of the tool.

4.10.1 KIT WOODPACKER UDS-N3 LED – A657-999-010-0

Item No.	Product name	SP
A657-999-010-0_K-001	KIT WOODPACKER UDS-N3 LED	X

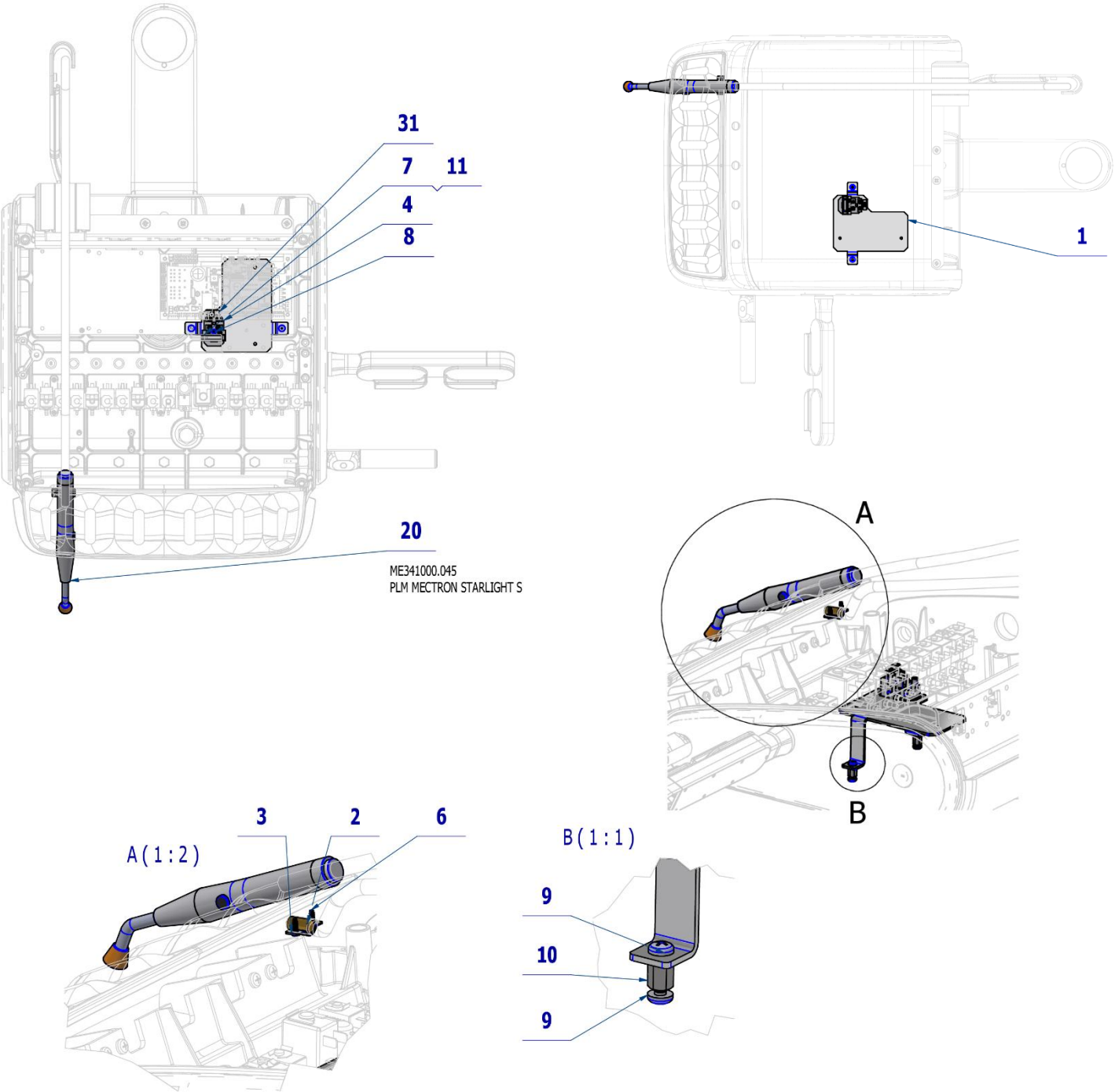
Pos.	Item no	Product name	QTY	Unit
001	A657-240-001-0	UOZK WOODPECKER ACCESSORY	1.00	PC.
002	ME283367.124	UOZK WOODPECKER UDS-N3 LED	1.00	PC.

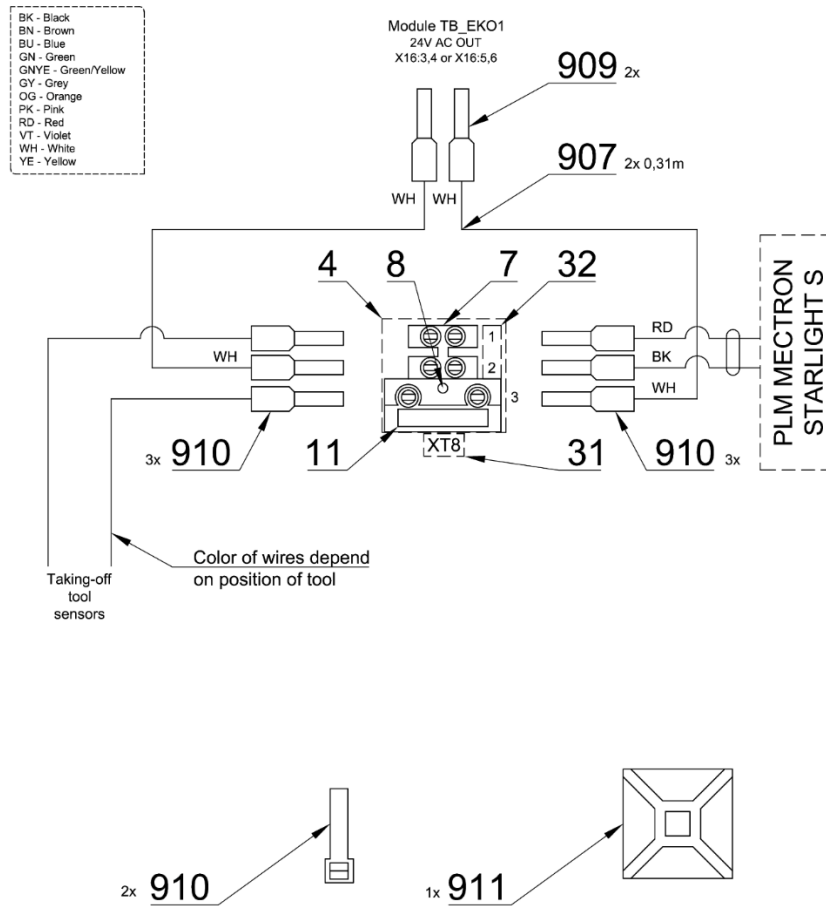
13/12/2022

5 PLM MONITEX, MECTRON

5.1 PLM MECTRON IN CP ACCESSORY – A657-280-001-0

Item No.	Product name	SP
A657-280-001-0_K-001	PLM MECTRON IN CP ACCESSORY	X





Pos.	Item no.	Product name	QTY	Unit	SP
001	V653-150-005-1	PLATE MINILIGHT	1,00	PC.	X
002	V601.40-00-06	INSERT P8,6	1,00	PC.	X
003	V653-150-020-0	HOSE CLAMP	1,00	PC.	X
004	V653-280-002-0	WASHER	1,00	PC.	X
006	ME307001.012	SCREW STP32 3x9 - H1	2,00	PC.	X
007	ME345621.010	TERMINAL BLOCK CM 1035	1,00	PC.	X
008	ME309255.077	SCREW M 3X18	1,00	PC.	X
009	ME309255.073	SCREW M 4X6	4,00	PC.	X
010	ME371418.012	SPACER POST M4X10mm	2,00	PC.	X
011	ME371814.057	SAFETY CATCH 5X20 T 315 mA	1,00	PC.	X
017	ME272000.017	HOSE SPIRAL 25m TYP 1/5,0	0,12	M	X
018	ME345711.034	CLAMP F0505 HC 101	1,00	PC.	
019	ME397900.012	CABLE TIE CIMCO – 181361	1,00	PC.	
020	ME341000.045	PLM MECTRON STARLIGHT S		PC.	
031	V400.01-00-54	LABEL XT8		PC.	
032	ME735000.169	LABEL 4-602.2-90-23	1,00	PC.	
907	ME341419.007	WIRE LiY 0,25 WH - 4126105S	0,62	M	X
909	ME375000.006	INSULATED CRIMP FITTING -NITI 2X0,5X8,8WH	2,00	PC.	
910	ME375000.010	INSULATED CRIMP FITTING -NITI 0,25x8 BU	6,00	PC.	
913	ME397900.012	CABLE TIE CIMCO – 181361	2,00	PC.	
914	ME345711.034	CLAMP F0505 HC 101	1,00	PC.	

23/06/2022

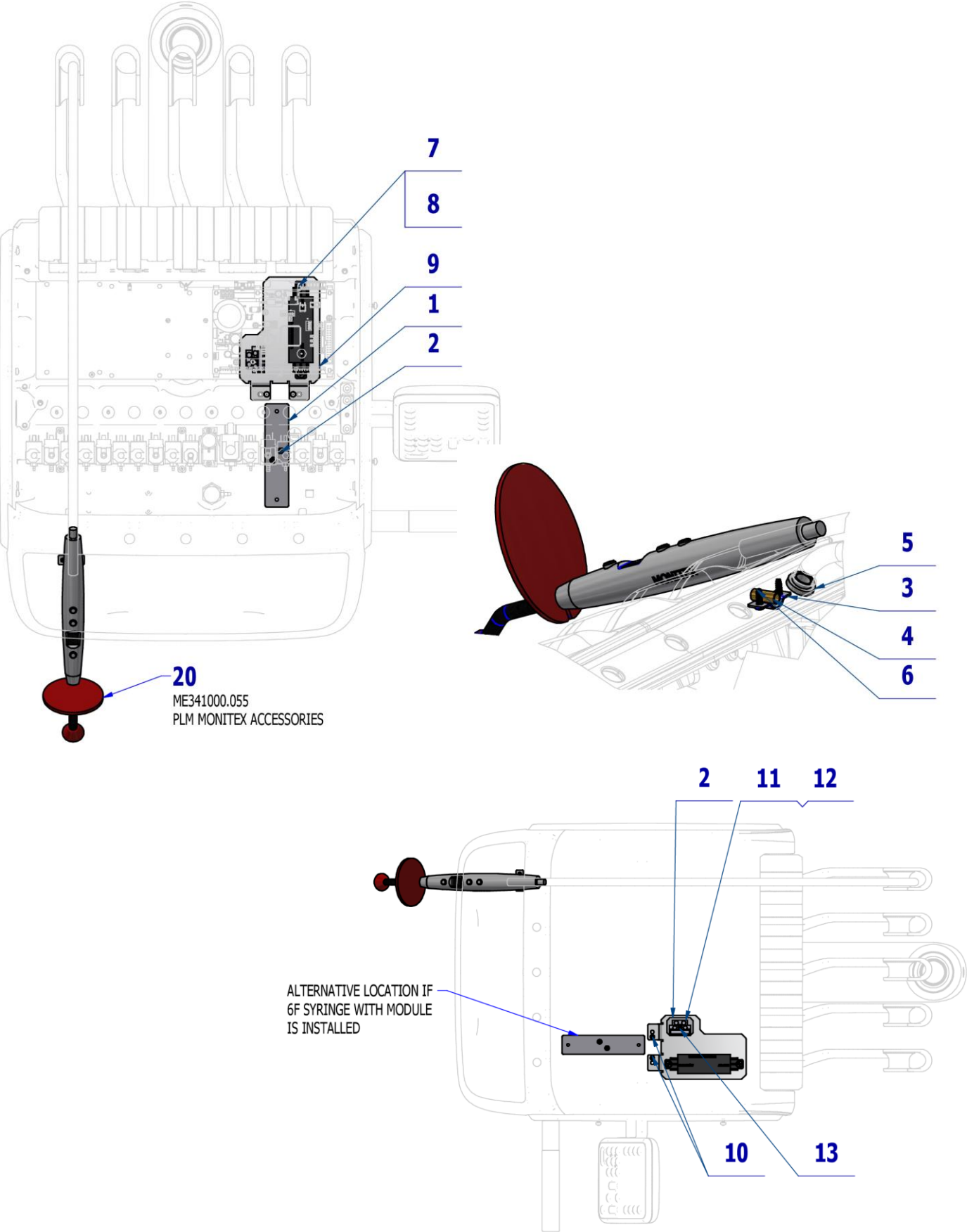


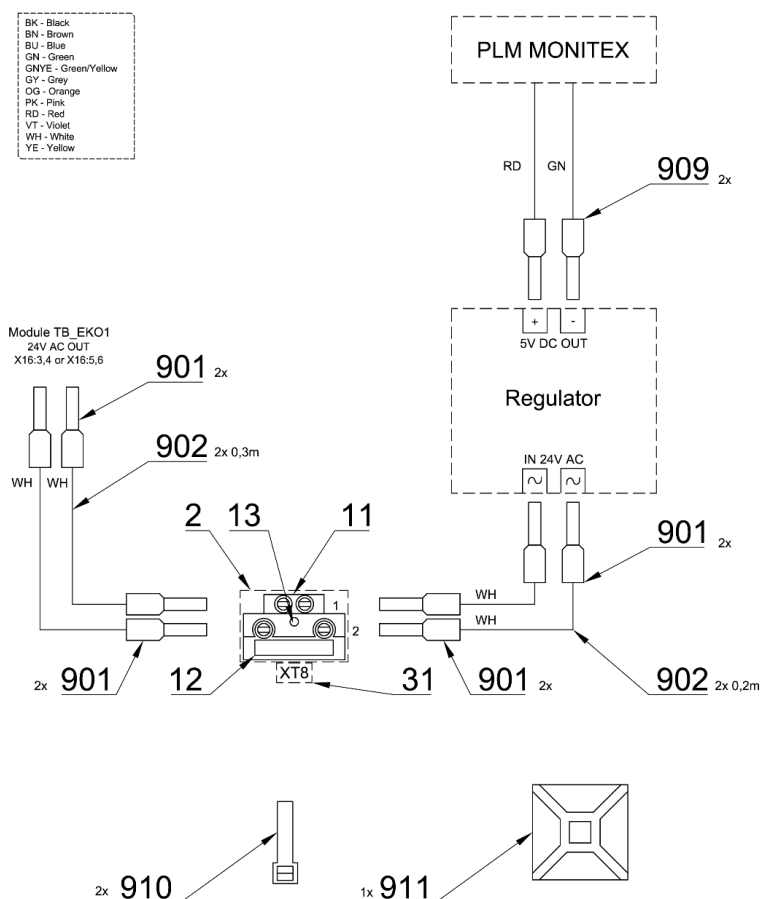
Pos. 20 PLM MECTRON STARLIGHT S must be ordered separately.

Adjust the length of the tubes with respect to the position of the tool.

5.2 PLM MONITEX IN CP ACCESSORY – A657-281-001-0

Item No.	Product name	SP
A657-281-001-0_K-001	PLM MONITEX IN CP ACCESSORY	X





Pos.	Item no.	Product name	QTY	Unit	SP
001	V657-281-001-0	MONITEX HOLDER	1,00	PC.	X
002	V653-280-002-0	WASHER	1,00	PC.	X
003	V653-150-020-0	HOSE CLAMP	1,00	PC.	X
004	V621.51-00-10	INSERT P6,2	1,00	PC.	X
005	V653-150-019-0	HOSE LIMITING RING	1,00	PC.	X
006	ME307001.012	SCREW STP32 3x9 - H1	2,00	PC.	X
007	ME309255.073	SCREW M 4X6	2,00	PC.	X
008	ME311210.037	WASHER P 4,3	2,00	PC.	X
009	V653-150-005-2	MINILIGHT PLATE	1,00	PC.	X
010	ME309255.051	SCREW M 3X6	2,00	PC.	X
011	ME345621.021	TERMINAL STRIP WITH FUSE CM 1025	1,00	PC.	X
012	ME371814.057	SAFETY CATCH 5X20 T 315 mA	1,00	PC.	X
013	ME309255.077	SCREW M 3X18	1,00	PC.	
015	ME309336.008	SCREW 2,9x9,5 A2	2,00	PC.	
017	ME272000.017	HOSE SPIRAL 25m TYP 1/5,0	0,12	M	
018	ME345711.034	CLAMP F0505 HC 101	1,00	PC.	X
019	ME397900.012	CABLE TIE CIMCO – 181361	1,00	PC.	
020	ME341000.055	PLM MONITEX WITH CONVERTER		PC.	
031	V400.01-00-54	LABEL XT8		PC.	
901	ME375000.003	INSULATED CRIMP FITTING 0,5X8WH	8,00	PC.	
902	ME341411.059	WIRE LAU 0,5 WHITE	1,00	M	
909	ME375000.004	INSULATED CRIMP FITTING 0,34x8 TQ ETTINGER	2,00	PC.	
910	ME397900.012	CABLE TIE CIMCO – 181361	2,00	PC.	X
911	ME345711.034	CLAMP F0505 HC 101	1,00	PC.	

PZ_23_079_23/06/2023



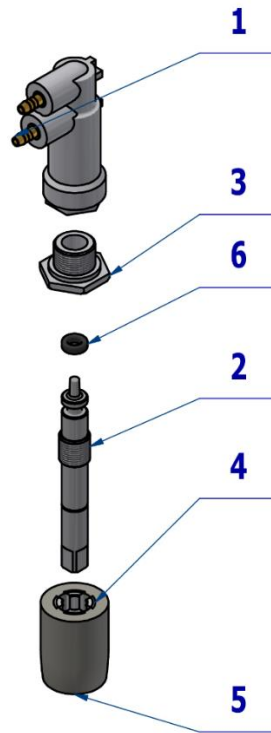
Pos. 20 PLM MONITEX WITH CONVERTER must be ordered separately.

Adjust the length of the tubes with respect to the position of the tool.

6 WATER REGULATOR

6.1 WATER REGULATOR FOR INSTRUMENTS – A657-150-004-0

Item No.	Product name	SP
A657-150-004-0_K-001	WATER REGULATOR FOR INSTRUMENTS	X



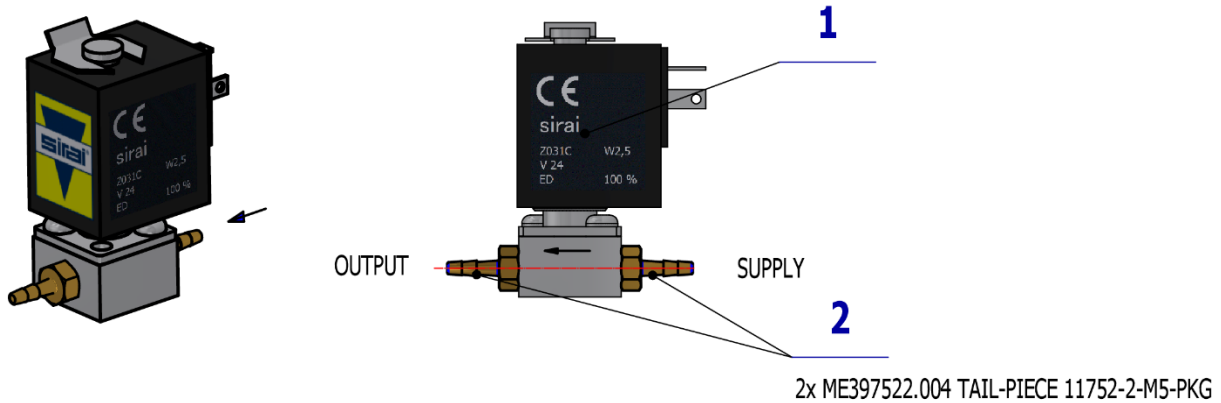
Pos.	Item no.	Product name	QTY	Unit	SP
001	V622.28-80-10	BODY FULL	1,00	PC.	X
002	V622.28-80-02	NEEDLE	1,00	PC.	X
003	ME397252.060	SCREW	1,00	PC.	X
004	ME397252.061	REDUCTION	1,00	PC.	X
005	ME397252.062	BUTTON	1,00	PC.	X
006	ME273111.130	O RING P 2,5x1,5 NBR70	1,00	PC.	X

01/07/2022

7 VALVES

7.1 ELM. VALVE SIRAI COMPLETE – A653-150-020-0

Item No.	Product name	SP
A653-150-020-0	ELM. VALVE SIRAI COMPLETE	X



Pos.	Item no.	Product name	QTY	Unit	SP
001	ME405658.018	VALVE V 165V06 ZE30C	1,00	PC.	X
002	ME397522.004	TAIL-PIECE 11752-2-M5-PKG	2,00	PC.	X

PZ_22_014_14/03/2022

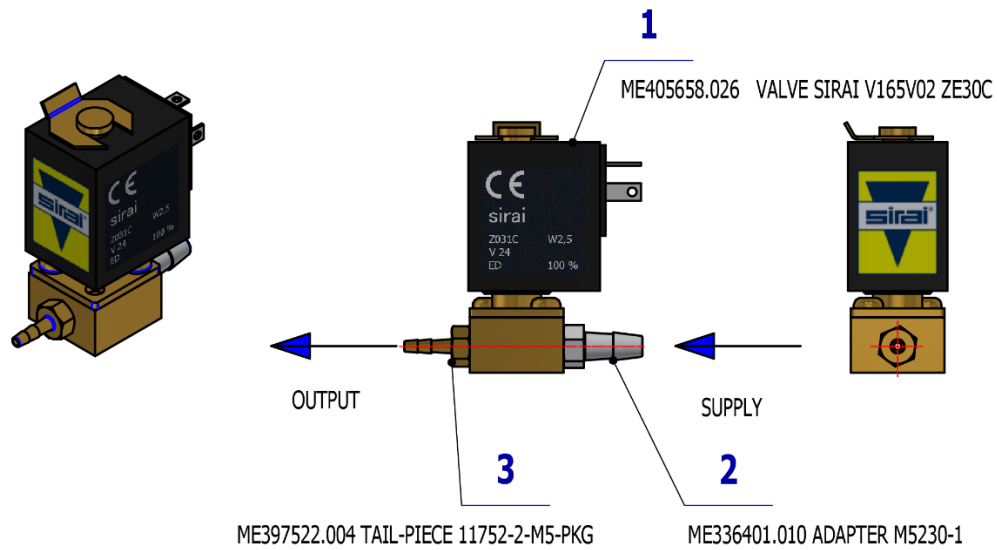


ELM. VALVE SIRAI COMPLETE – A653-150-020-0 is used in:

ACC. HYGIENE FOR SYRINGE IN CP – A657-162-001-0
 ACC. TURBINES WITH LIGHT AND NON-LIGHT HOSE - A657-170-001-0
 ACC. MICROMOTORS DX AND DX BLUE – A657-180-001-0
 ACC. MICROMOTORS DX PRO AND DX PRO BLUE – A657-181-001-0
 UOZK EMS FS-432 LED ACCESSORY – A657-200-001-0
 UOZK EMS FS-433 ACCESSORY – A657-201-001-0
 UOZK EMS LIGHT FS-367 ACCESSORY – A657-202-001-0
 UOZK SATELEC ACTEON XINETIC ACCESSORY – A657-210-001-0
 UOZK SATELEC NEWTRON ACCESSORY – A657-211-001-0
 UOZK SATELEC NEWTRON LED ACCESSORY – A657-212-001-0
 UOZK LM PROPOWER C ULTRALED ACCESSORY – A657-220-001-0
 UOZK NSK ACCESSORY – A657-230-001-0
 UOZK NSK VA 170 LED-LUX – A657-231-001-0
 UOZK WOODPECKER ACCESSORY – A657-240-001-0

7.2 ELM. VALVE SIRAI 1 COMPLETE – A653-150-022-0

Item No.	Product name	SP
A653-150-022-0	ELM. VALVE SIRAI 1 COMPLETE	X



Pos.	Item no.	Product name	QTY	Unit	SP
001	ME405658.026	VALVE SIRAI V165V02 ZE30C	1,00	PC.	X
002	ME336401.010	ADAPTER M5230-1	1,00	PC.	X
003	ME397522.004	TAIL-PIECE 11752-2-M5-PKG	1,00	PC.	X

PZ_22_014_14/03/2022



ELM. VALVE SIRAI 1 COMPLETE – A653-150-022-0 is used in:

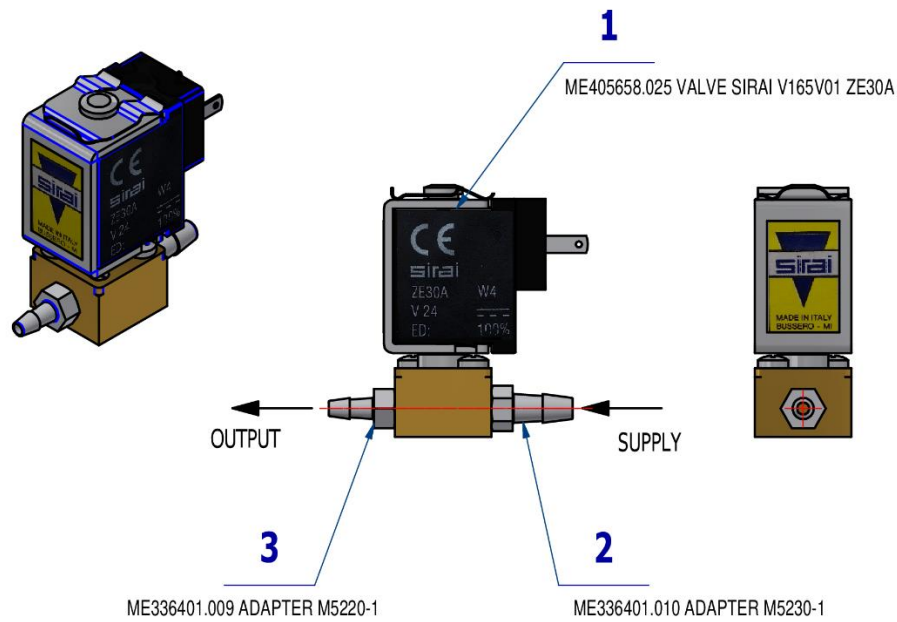
ACC. TURBINES WITH LIGHT AND NON-LIGHT HOSE - A657-170-001-0

ACC. MICROMOTORS DX AND DX BLUE – A657-180-001-0

ACC. MICROMOTORS DX PRO AND DX PRO BLUE – A657-181-001-0

7.3 ELM. VALVE SIRAI 3 COMPLETE – A653-150-021-0

Item No.	Product name	SP
A653-150-021-0	ELM. VALVE SIRAI 3 COMPLETE	X



Pos.	Item no.	Product name	QTY	Unit	SP
001	ME405658.025	VALVE SIRAI V165V01 ZE30A, M5x2 mm 24V DC	1,00	PC.	X
002	ME336401.010	ADAPTER M5230-1	1,00	PC.	X
003	ME336401.009	ADAPTER M5220-1	1,00	PC.	X

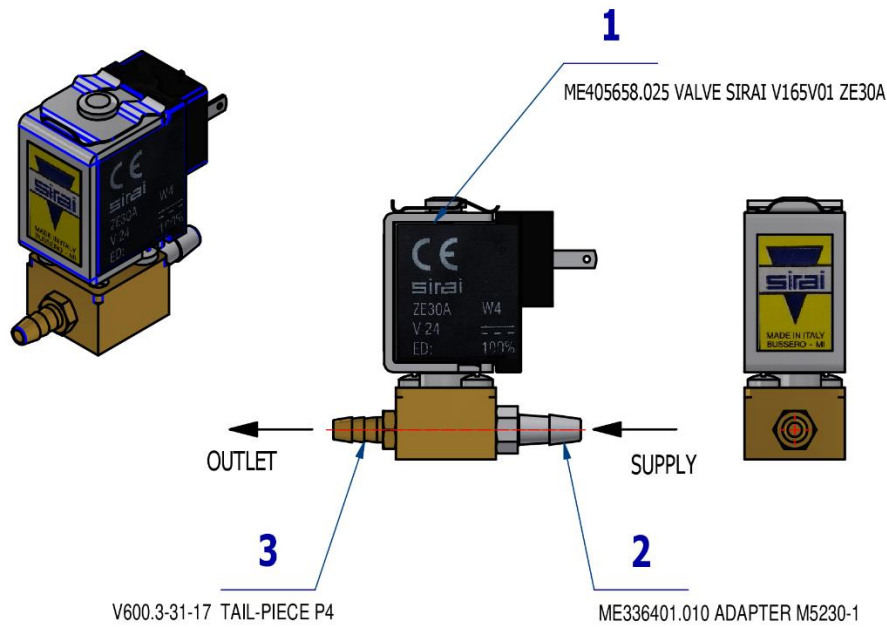
09/09/2020



ELM. VALVE SIRAI 3 COMPLETE – A653-150-021-0 is used in:
ACC. MICROMOTORS DX AND DX BLUE – A657-180-001-0
ACC. MICROMOTORS DX PRO AND DX PRO BLUE – A657-181-001-0

7.4 ELM. VALVE SIRAI 4 COMPLETE – A653-150-023-0

Item No.	Product name	SP
A653-150-023-0	ELM. VALVE SIRAI 4 COMPLETE	X




Pos.	Item no.	Product name	QTY	Unit	SP
001	ME405658.025	VALVE SIRAI V165V01 ZE30A, M5x2 mm 24V DC	1,00	PC.	X
002	ME336401.010	ADAPTER M5230-1	1,00	PC.	X
003	V600.3-31-17	TAIL-PIECE P4	1,00	PC.	X



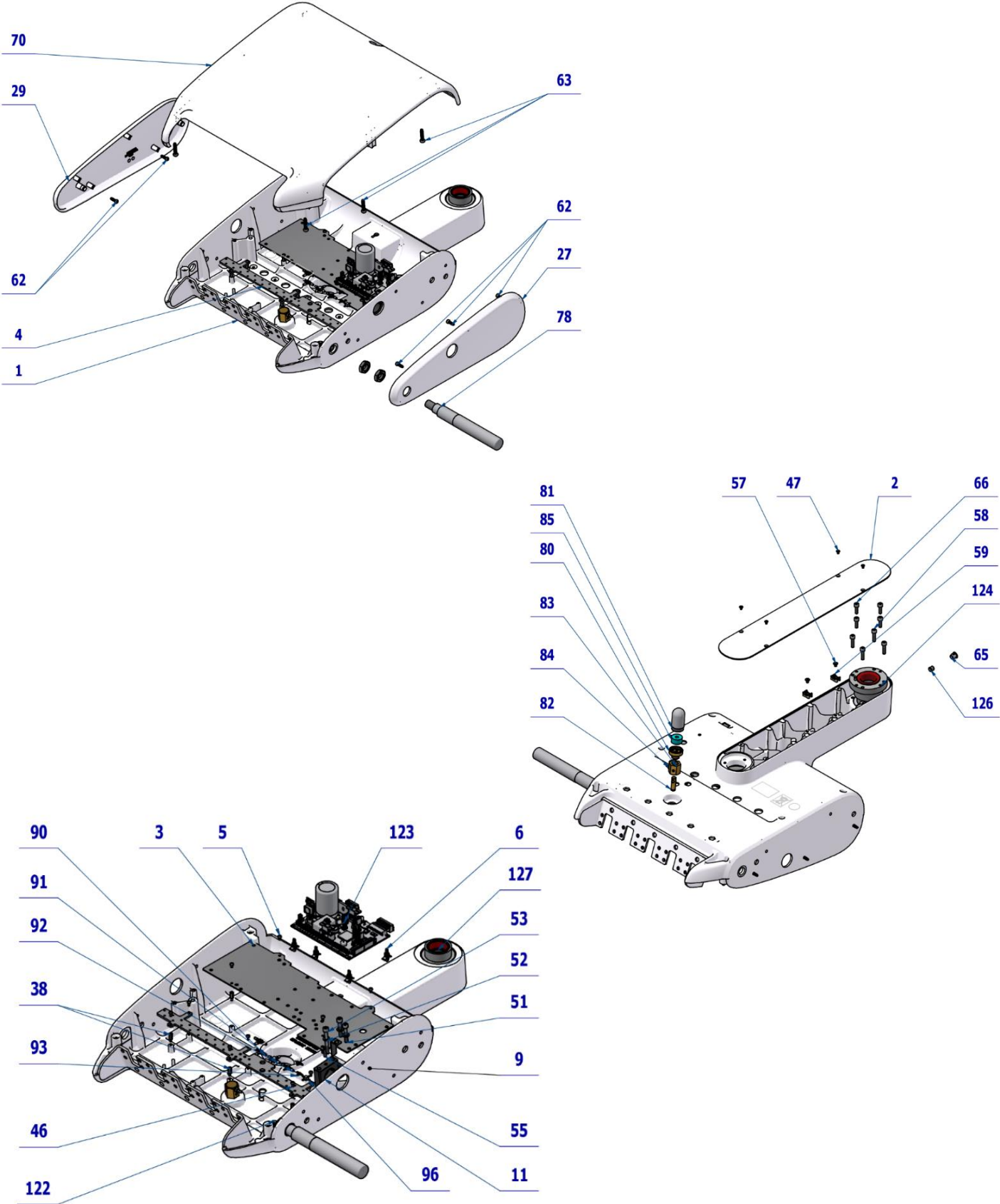
ELM. VALVE SIRAI 4 COMPLETE – A653-150-023-0 is used in:
ACC. TURBINES WITH LIGHT AND NON-LIGHT HOSE - A657-170-001-0

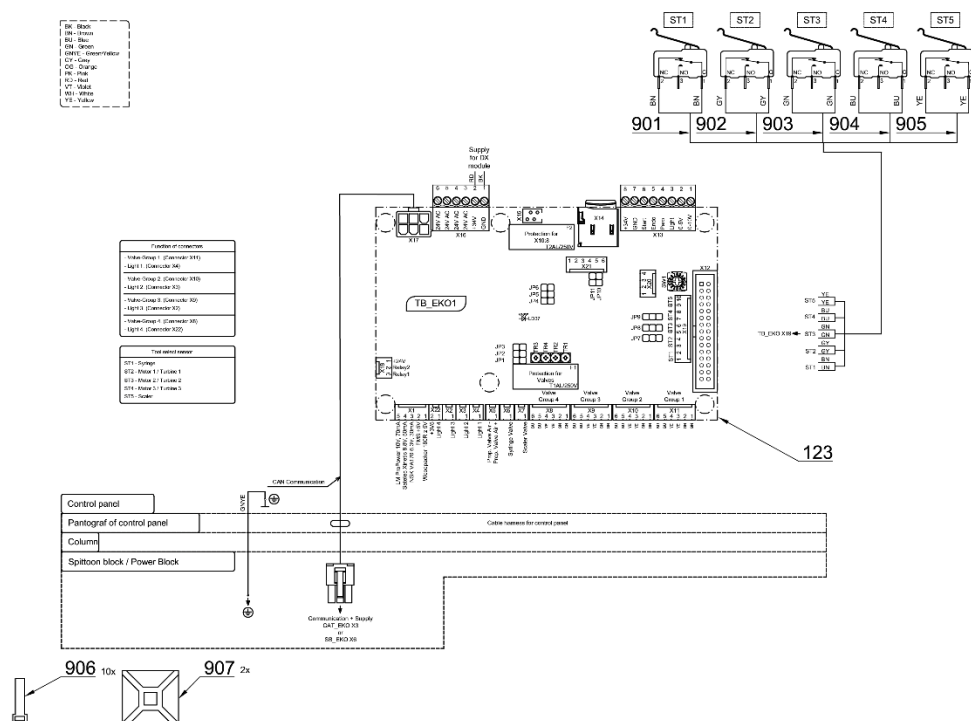
F DENTIST'S CONTROL PANEL LOWER HOSE DELIVERY SYSTEM



1 CONTROL PANEL
1.1 CONTROL PANEL 5I L – A657-700-001-0

Item No.	Product name	SP
A657-700-001-0_K-001	CONTROL PANEL 5I L / UNPAINTED	X
A657-700-001-0_K-005	CONTROL PANEL 5I L / WHT2_MATTE	X





Pos.	Item no.	Product name	QTY	Unit	SP
001	V653-700-026-0	DENTIST'S ELEMENT 5I BL / WHT2_MATTE	1,00	PC.	X
005	ME309543.088	SCREW M 3X5	4,00	PC.	X
006	ME371418.027	SPACER POST.h=6,4mm SNAP-TYPE	6,00	PC.	X
002	V653-700-010-0	BOTTOM COVER BL / WHT2_MATTE		PC.	X
003	V653-150-002-0	ELECTRONICS BOARD	1,00	PC.	X
004	V653-150-003-0	PLATE FOR VALVES	1,00	PC.	X
009	V657-150-019-0	PRESSING SHEET	1,00	PC.	X
011	V657-150-013-0	KEYBOARD GRIP	1,00	PC.	X
027	ME321822.157	SIDEWALL RIGHT WITHOUT BT	OPT.	PC.	X
027	V657-150-182-0	SIDEWALL RIGHT WITHOUT BT / WHT2_MATTE	OPT.	PC.	X
029	ME321822.158	SIDEWALL LEFT WITHOUT BT	OPT.	PC.	X
029	V653-150-183-0	SIDEWALL LEFT WITHOUT BT / WHT2_MATTE	OPT.	PC.	X
038	ME371418.032	SPACER POST M3x10	10,00	PC.	X
046	ME309255.051	SCREW M 3X6	8,00	PC.	X
047	ME307991.020	SCREW M 3X5 A2		PC.	X
051	ME309543.018	SCREW M 5X30	2,00	PC.	X
052	ME311210.035	WASHER P 5,3	3,00	PC.	X
053	ME309543.045	SCREW M 5X45	1,00	PC.	X
055	ME309543.131	SCREW M 4X16	1,00	PC.	X
057	ME307991.010	SCREW M 4X6	2,00	PC.	X
125	V657-150-016-0	STOP WASHER	1,00	PC.	X
058	ME309543.132	SCREW M 5X20	4,00	PC.	X
059	ME345711.049	CABLE TIE HOLDER	2,00	PC.	X
062	ME307001.027	SCREW STP39 4x13 -T20	6,00	PC.	X
063	ME307001.015	SCREW STP32 5x25 - H2	6,00	PC.	X
065	V657-150-018-0	HOLE COVER 110-12/9,5X8,7 WHITE / WHT2_MATTE	1,00	PC.	X
066	ME309231.073	SCREW M 5X16	4,00	PC.	X
070	ME321822.154	TOP COVER -L	OPT.	PC.	X
070	V653-150-187-0	TOP COVER -L / WHT2_MATE	OPT.	PC.	X
078	A653-150-006-0>>	ACC.FIXED HANDLE	1,00	PC.	X
080	V622.28-69-01	TANK PORT	1,00	PC.	X
081	V605.02-60-01	TANK	1,00	PC.	X
082	V622.28-69-02	NOZZLE	1,00	PC.	X
083	V622.28-69-05	TANK NUT	1,00	PC.	X
084	ME336401.009	ADAPTER M5220-1	1,00	PC.	X
085	ME273114.031	FILTER	1,00	PC.	X
090	ME336401.029	ADAPTER T230-1	2,00	PC.	X

091	ME336401.032	ADAPTER 4PX230-1	1,00	PC.	X
092	ME336401.027	ADAPTER T230/210-1	1,00	PC.	X
093	ME336401.015	ADAPTER T210-1	2,00	PC.	X
096	ME336401.002	ADAPTER 4PX210-1	1,00	PC.	X
122	ME735552.115	GROUNDING SYMBOL 4-2240.017	1,00	PC.	X
123	ME374000.476	MODULE TB_EK01	1,00	PC.	X
124	V657-150-029-0	BEARING HOUSING / WHT2_MATTE	1,00	PC.	X
126	ME309287.019	SCREW M 8X8	1,00	PC.	X
127	V657-150-012-0	LOCK RING	1,00	PC.	X
901	ME374100.090	WIRE YV41	2,00	PC.	X
902	ME374100.089	WIRE YV40	2,00	PC.	X
903	ME374100.037	WIRE YV - GN	2,00	PC.	X
904	ME374100.079	WIRE YV - BU	2,00	PC.	X
905	ME374100.038	WIRE YV - YE	2,00	PC.	X
906	ME397900.012	CABLE TIE CIMCO - 181361	10,00	PC.	
907	ME345711.034	CLAMP F0505 HC 101	2,00	PC.	

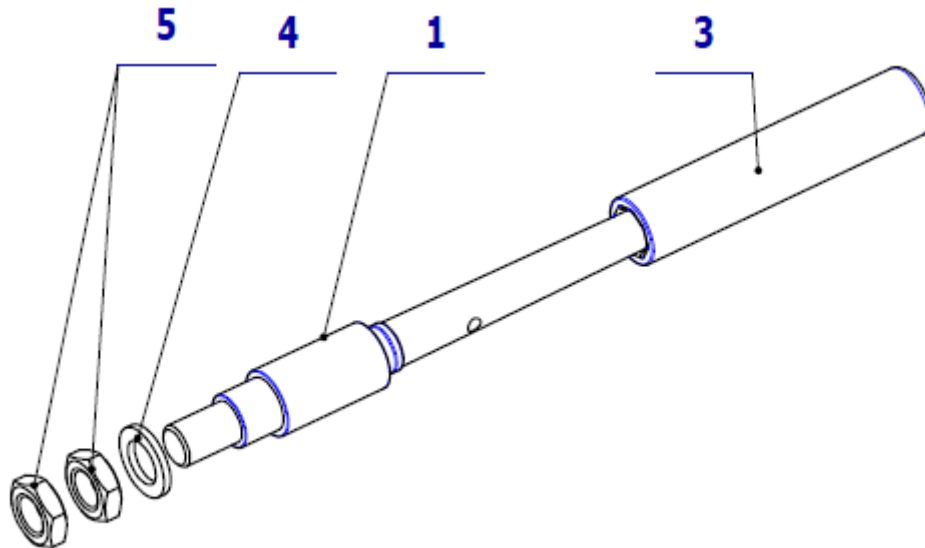
PZ_22_064_OS_ PZ_22_063_OS_20/01/2023



Pos. **2** - BOTTOM COVER BL / WHT2_MATTE - V653-700-010-0
 Pos. **47** - SCREW M 3X5 A2 - SCREW M 3X5 A2
 must be ordered separately.

1.1.1 ACC. FIXED HANDLE - A653-150-006-0

Item No.	Product name	SP
A653-150-006-0_K-005	ACC.FIXED HANDLE / WHT2_MATTE	X

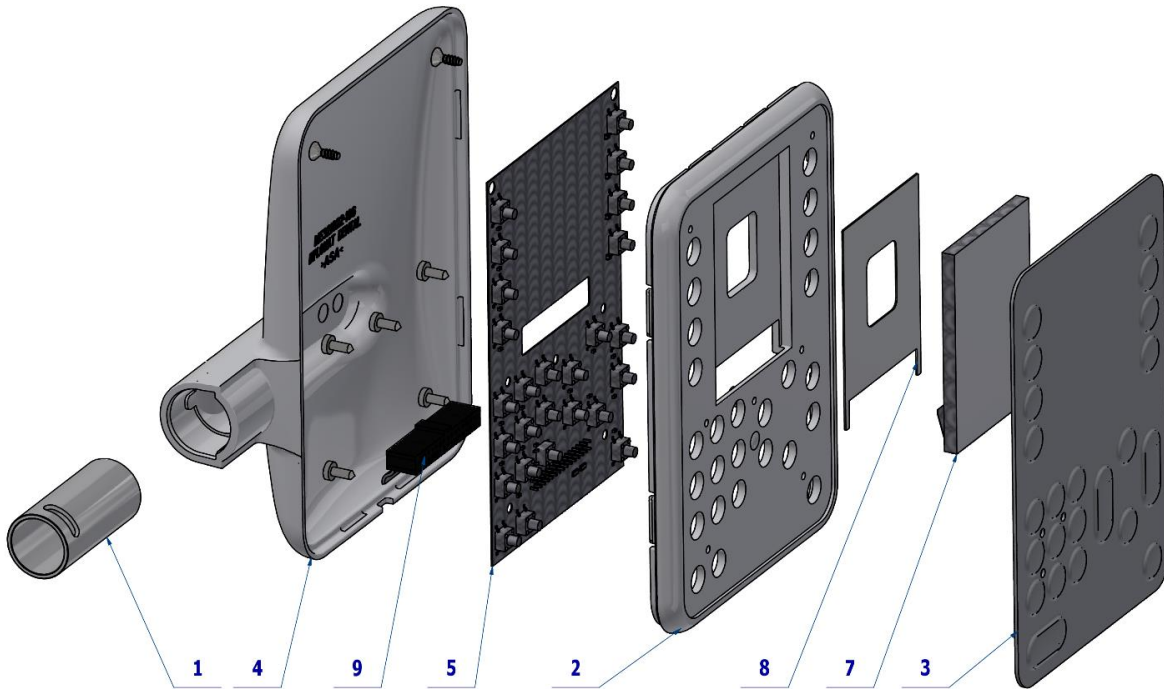


Pos.	Item no.	Product name	QTY	Unit	SP
001	V653-150-014-0	AXIS HANDLE SIMPLE / WHT2_MATTE	OPT.	PC.	X
003	ME321822.079	HANDLE BELT RP 71791/60U white	1.00	PC.	X
004	ME311210.036	WASHER P 15	1.00	PC.	X
005	ME311120.100	NUT M 14x1.5 ZN	2.00	PC.	X

13/10/2021X

1.2 DISPLAY ONE PLUS ACCESSORY – A657-150-002-0

Item No.	Product name	SP
A657-150-002-0_K-001	DISPLAY ONE PLUS ACCESSORY / UNPAINTED	X
A657-150-002-0_K-005	DISPLAY ONE PLUS ACCESSORY / WHT2_MATTE	X

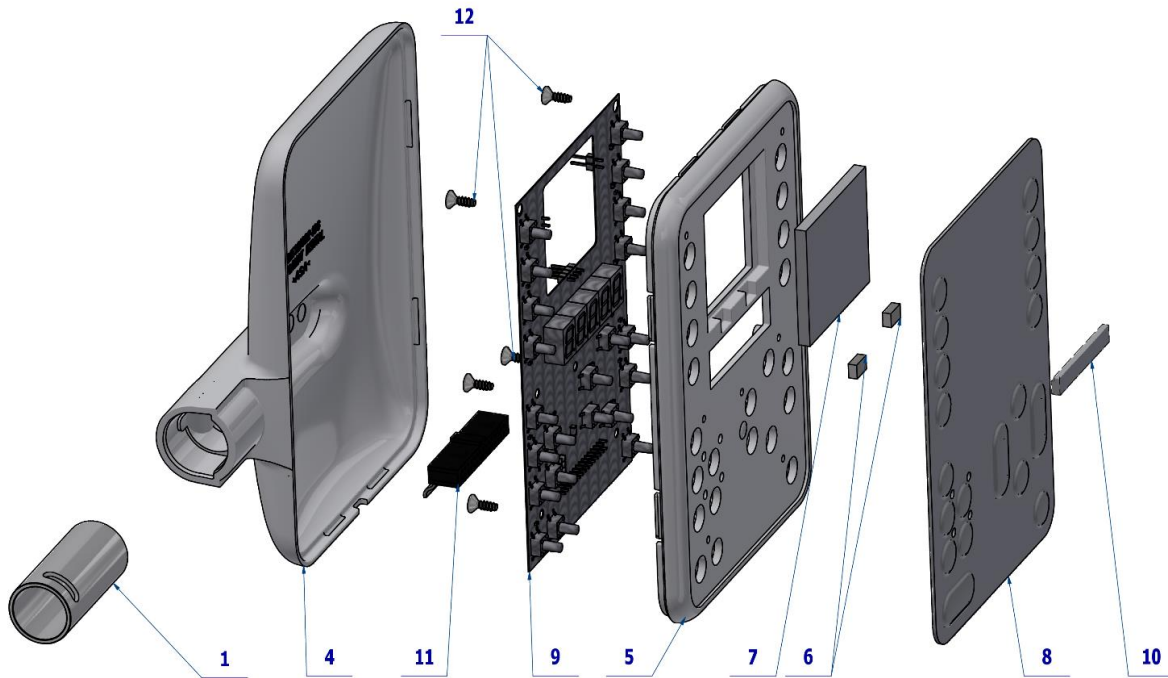


Pos.	Item no.	Product name	QTY	Unit	SP
001	V657-150-014-0	STUD DISPLAY	1,00	PC.	X
002	ME321822.187	FRONT KEYBOARD COVER -SL+SA-DISPLAY	OPT.	PC.	X
002	V657-150-187-0	FRONT KEYBOARD COVER DISPLAY / WHT2_MATTE	OPT.	PC.	X
003	ME735552.204	FOIL CONTROL PANEL LCD	1,00	PC.	X
004	ME321822.186	REAR KEYBOARD COVER -SL-ECO	OPT.	PC.	X
004	V657-150-186-0	REAR KEYBOARD COVER / WHT2_MATTE	OPT.	PC.	X
005	ME374000.477	MODULE DP_ECO3	1,00	PC.	X
007	ME374000.479	DISPLAY WF28JTYAJDNN0#	1,00	PC.	X
011	ME374000.499	FLAT WIRE 30PIN - 300mm	1,00	PC.	X
013	ME309285.034	SCREW KA 30X8	5,00	PC.	X

PZ_22_069_OS_01/01/2023

1.3 DISPLAY 7 SEGMENT – ONE ACCESSORY – A657-150-003-0

Item No.	Product name	SP
A657-150-003-0_K-001	DISPLAY 7 SEGMENT – ONE ACCESSORY / UNPAINTED	X
A657-150-003-0_K-005	DISPLAY 7 SEGMENT – ONE ACCESSORY / WHT2_MATTE	X



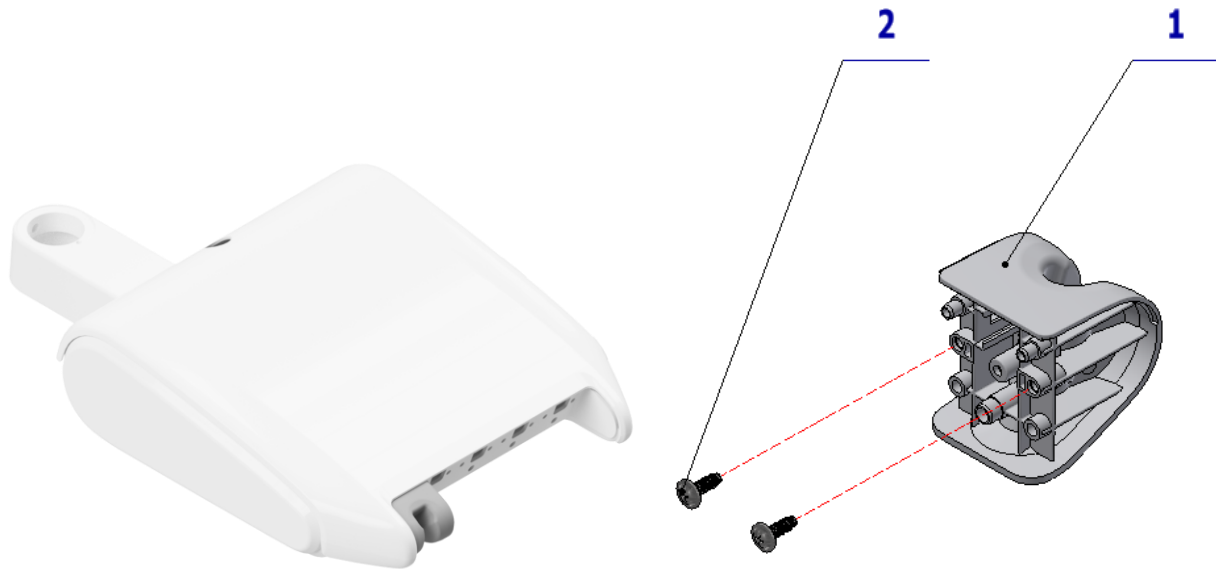
Pos.	Item no.	Product name	QTY	Unit	SP
001	V657-150-014-0	STUD DISPLAY	1,00	PC.	X
004	ME321822.186	REAR KEYBOARD COVER -SL-ECO	OPT.	PC.	X
004	V657-150-186-0	REAR KEYBOARD COVER / WHT2_MAT	OPT.	PC.	X
005	ME321822.188	FRONT KEYBOARD COVER -SL+SA-7-SEGMENT	OPT.	PC.	X
005	V657-150-188-0	FRONT KEYBOARD COVER 7SEGMENT / WHT2_MAT	OPT.	PC.	X
006	ME405900.009	MAGNET 8X5X3 NDFEB ANIZOTROP	2,00	PC.	X
007	V657-150-020-0	DISPERSION APERTURE	1,00	PC.	X
008	ME735552.205	FOIL 7 SEGMENT	1,00	PC.	X
009	ME374000.478	MODULE 7SEG_EK02	1,00	PC.	X
010	V601.2-00-72	HOLDER	1,00	PC.	X
011	ME374000.499	FLAT WIRE 30PIN - 300mm	1,00	PC.	X
012	ME307001.017	SCREW STM32 3x6 - H1	5,00	PC.	X
013	ME307001.028	SCREW STP31 3x6 - H1	1,00	PC.	X

PZ 22_068_OS_16/01/2023

2 BLINDING OF VACANT POSITION

2.1 BLINDING OF VACANT POSITION ACCESSORY – A653-600-001-0

Item No.	Product name	SP
A653-600-001-0_K-001	BLINDING OF VACANT POSITION ACCESSORY	X



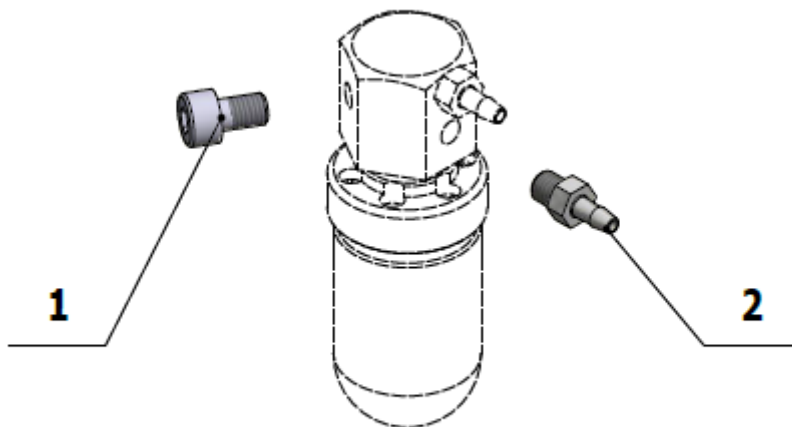
Pos.	Item no.	Product name	QTY	Unit	SP
001	ME321822.105	BLINDING OF VACANT POSITION	1,00	PC.	X
002	ME307001.024	SCREW STP31 4.5x14 - H2	2,00	PC.	X

PZ_21_133_OS_26/10/2021

3 SETS FOR ROTARY INSTRUMENTS

3.1 SET FOR 2 ROTARY INSTRUMENTS – A653-150-032-0

Item No.	Product name	SP
A653-150-032-0_K-001	SET FOR 2 ROTARY INSTRUMENTS	X

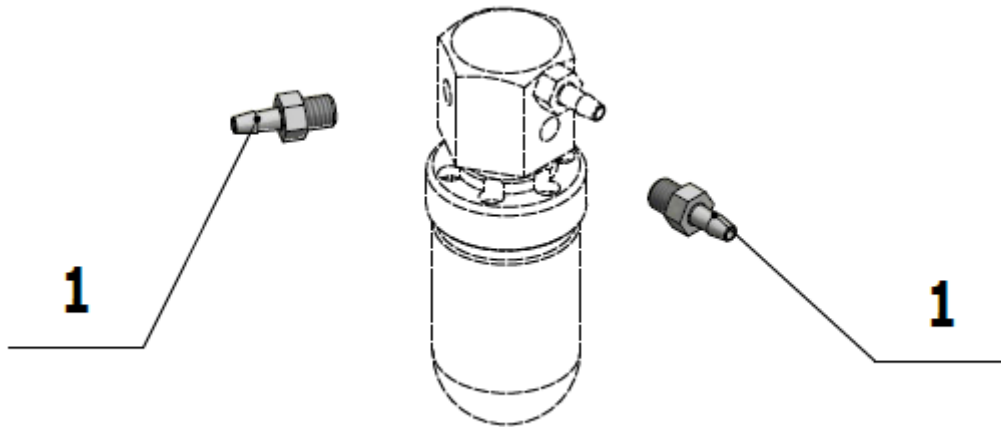


Pos.	Item no.	Product name	QTY	Unit	SP
001	ME309543.093	SCREW M 5X8	1.00	PC.	
002	ME336401.009	ADAPTER M5220-1	1.00	PC.	

08/12/2020

3.2 SET FOR 3 ROTARY INSTRUMENTS – A653-150-033-0

Item No.	Product name	SP
A653-150-033-0_K-001	SET FOR 3 ROTARY INSTRUMENTS	X



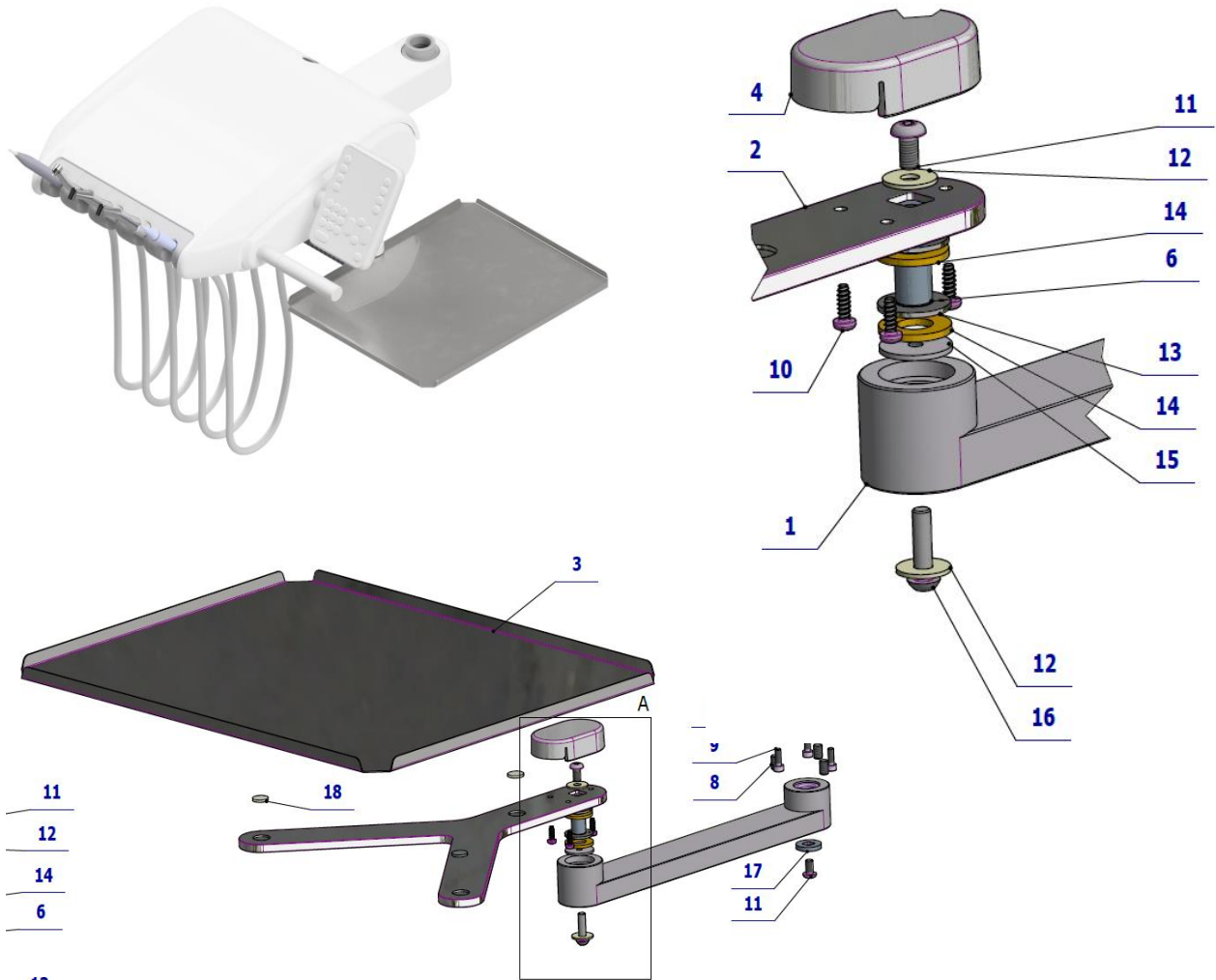
Pos.	Item no.	Product name	QTY	Unit	SP
001	ME336401.009	ADAPTER M5220-1	2.00	PC.	

08/12/2020

4 TRAY CONSOLE

4.1 TRAY CONSOLE SIDED STRAIGHT – A653-301-000-0

Item No.	Product name	SP
A653-301-000-0_K-001	TRAY CONSOLE SIDED STRAIGHT / UNPAINTED	X
A653-301-000-0_K-005	TRAY CONSOLE SIDED STRAIGHT / WHT2_MATTE	X

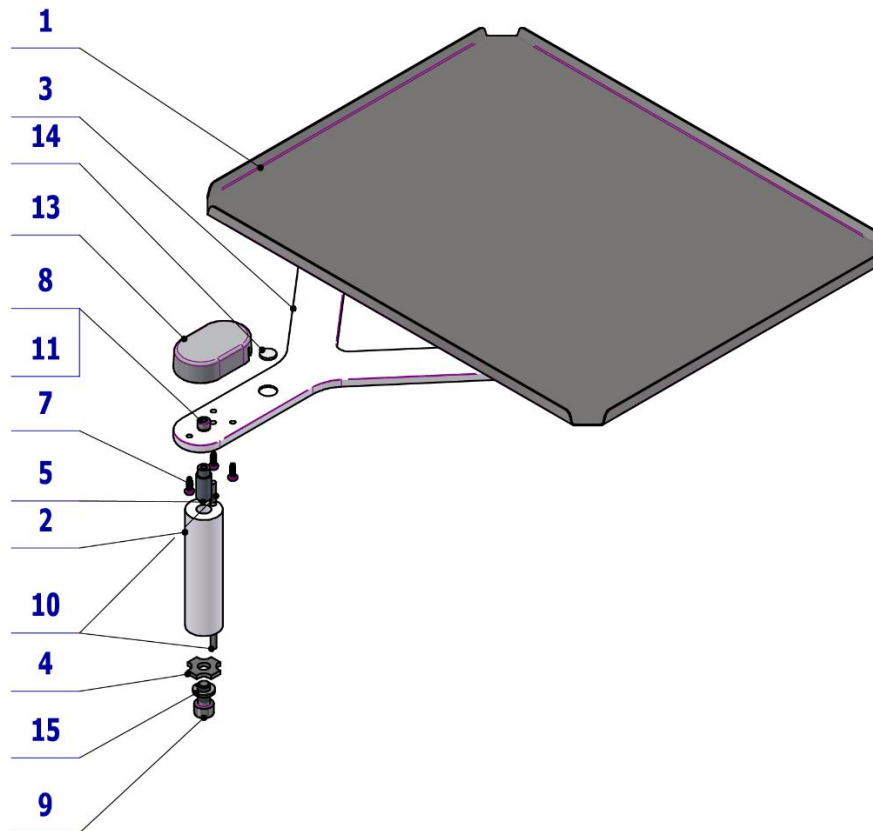


Pos.	Item no.	Product name	QTY	Unit	SP
001	V653-301-004-0	SIDE CONSOLE ARM / WHT2_MATTE	1,00	PC.	X
002	V653-300-011-1	Y CONSOLE / WHT2_MATTE	1,00	PC.	X
003	V653-300-010-0	TRAY	1,00	PC.	X
004	ME321822.155	COVER TRAY CONSOLE NO HOLES / UNPAINTED	OPT.	PC.	X
004	V653-310-101-0	COVER TRAY CONSOLE NO HOLES / WHT2_MATTE	OPT.	PC.	X
006	V653-300-012-1	AXIS TRAY	1,00	PC.	X
007	V653-300-002-0	ADJUSTINT BUSHING / WHT2_MATTE	1,00	PC.	X
008	ME309287.027	SCREW M 6x10	3,00	PC.	X
009	ME309000.008	SCREW M 4X12	3,00	PC.	X
010	ME307001.023	SCREW STP32 3.5x10 – H2	3,00	PC.	X
011	ME309281.040	SCREW M 5X10	2,00	PC.	X
012	ME311212.018	WASHER P 5,3	2,00	PC.	X
013	ME323427.080	BUSHING 10WC10	2,00	PC.	X
014	ME273114.005	WASHER PU 90Sh Ø20XØ10x2mm	2,00	PC.	X
015	V653-300-022-0	WASHER	1,00	PC.	X
016	ME309256.015	SCREW M 5x20 10.9 ZN	1,00	PC.	X
017	V653-300-004-0	WASHER	1,00	PC.	X
018	ME273141.009	BUMPER BUMPON SJ 5616 P	3,00	PC.	X
019	ME627439.002	TAPE 3M tape 5423 – 25mm	0.04	PC.	

PZ_22_053_OS_25/04/2022

4.2 TRAY CONSOLE LOWER HOSE D.S. – A653-310-001-0

Item No.	Product name	SP
A653-310-001-0_K-001	TRAY CONSOLE LOWER HOSE D.S. / UNPAINTED	X
A653-310-001-0_K-005	TRAY CONSOLE LOWER HOSE D.S. / WHT2_MATTE	X



Pos.	Item no.	Product name	QTY	Unit	SP
001	V653-300-010-0	TRAY	1,00	PC.	
002	V653-310-002-0	CASE / WHT2_MATTE	OPT.	PC.	X
003	V653-310-005-0	Y CONSOLE / WHT2_MATTE	OPT.	PC.	X
004	V653-310-004-0	WASHER	1,00	PC.	X
005	V653-310-003-0	PIN	1,00	PC.	X
007	ME307001.023	SCREW STP32 3.5x10 - H2	3,00	PC.	X
008	ME309543.058	SCREW M 5X10	1,00	PC.	X
009	ME309543.011	SCREW M 8X16	1,00	PC.	X
010	ME311565.018	PIN P 4X16 CYLINDRICAL	2,00	PC.	X
011	ME311210.020	WASHER P 5,3	1,00	PC.	X
013	ME321822.155	TRAY CONSOLE COVER NO HOLES / UNPAINTED	OPT.	PC.	X
013	V653-310-101-0	TRAY CONSOLE COVER NO HOLES / WHT_MATTE	OPT.	PC.	X
014	ME273141.009	BUMPER BUMPON SJ 5616 P	3,00	PC.	
015	ME311214.013	WASHER P 8,2	1,00	PC.	X
018	ME627439.002	TAPE 3M tape 5423 – 25mm	0,04	PC.	

PZ_21_057_OS_27/10/2021

F1 DENTIST'S CONTROL PANEL LOWER HOSE DELIVERY SYSTEM – ACCESSORY

- ① SYRINGES ACCESSORY
- ② TURBINE ACCESSORY
- ③ MOTORS ACCESSORY
- ④ SCALERS ACCESSORY
- ⑤ PLM MONITEX, MECTRON
- ⑥ WATER REGULATOR
- ⑦ VALVES

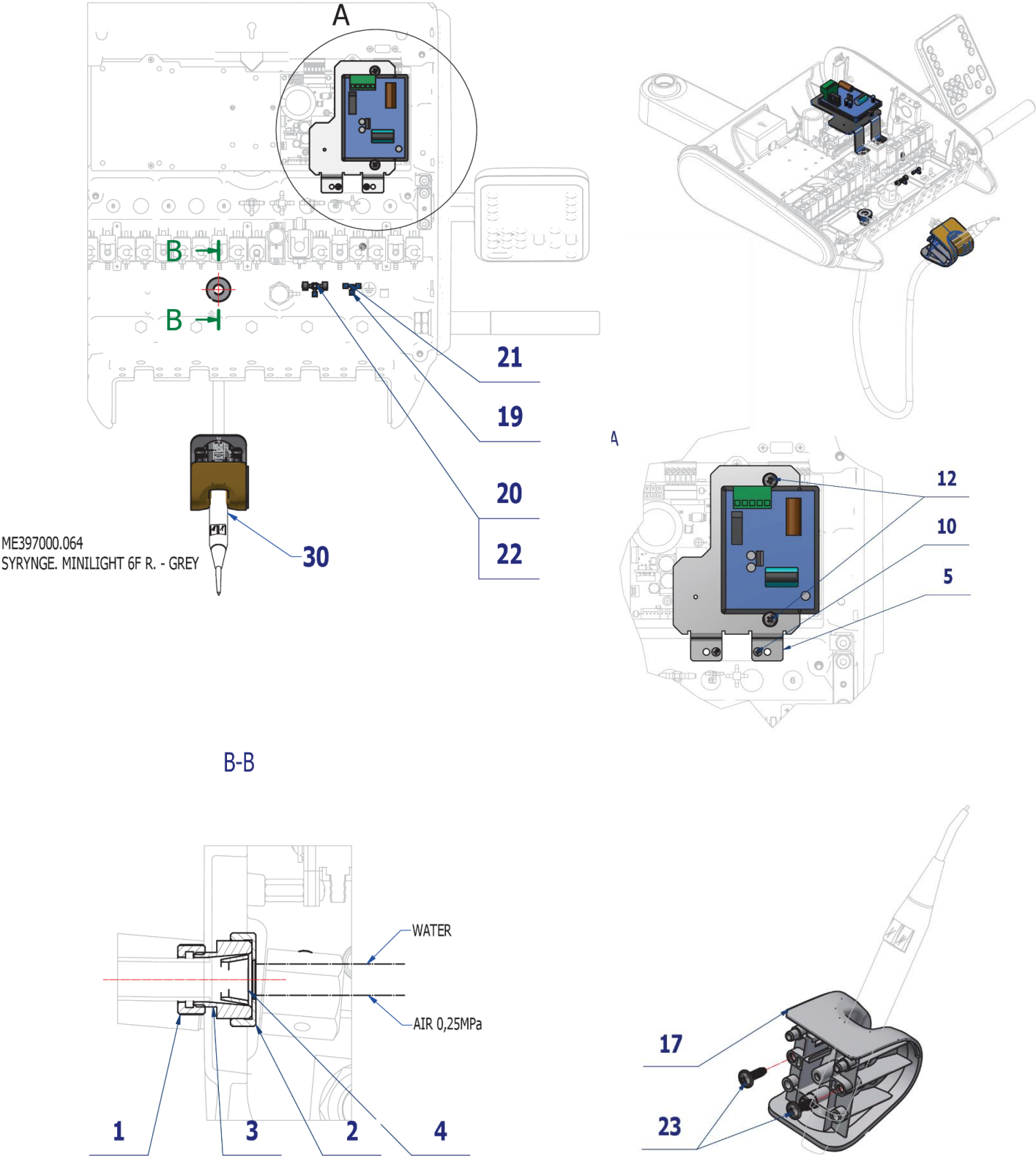
1

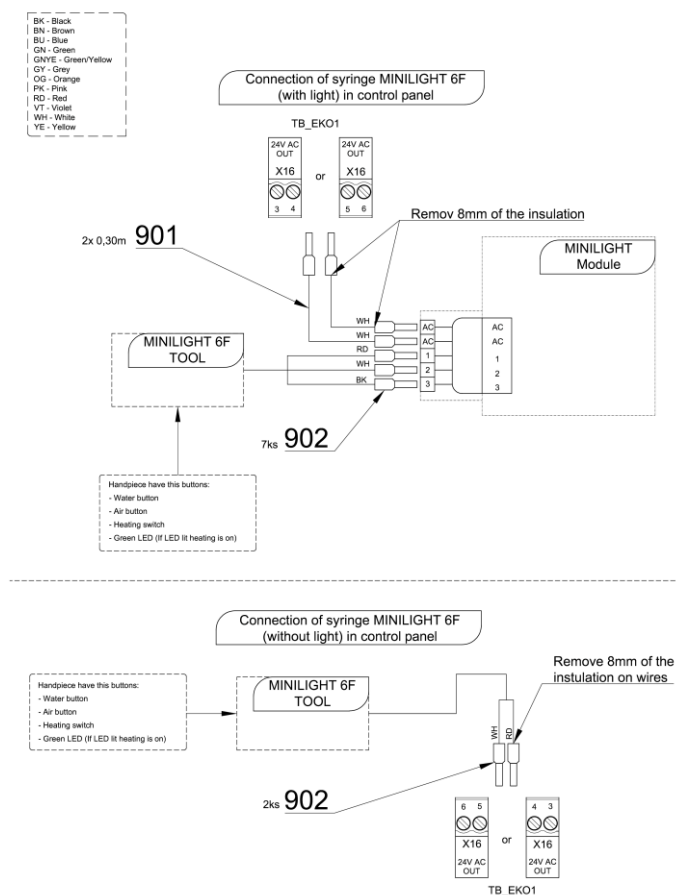
SYRINGES ACCESSORY

1.1

ACC. SYRINGE MINILIGHT 6F IN CP – A657-760-001-0

Item No.	Product name	SP
A657-760-001-0_K-001	ACC. SYRINGE MINILIGHT 6F IN CP	X





Pos.	Item no.	Product name	QTY	Unit	SP
001	V600.3-00-20	NUT 2	1,00	PC.	X
002	V600.3-00-23	NUT 1	1,00	PC.	X
003	V602.50-00-03	SCREW 1	1,00	PC.	X
004	V602.50-00-04	INSERT 1	1,00	PC.	X
005	V653-150-005-1	PLATE MINILIGHT	1,00	PC.	X
008	ME309255.073	SCREW M 4X6	4,00	PC.	X
009	ME371418.012	SPACER M4X10mm	2,00	PC.	X
012	ME309251.106	SCREW M 4X10 DECORATIVE PH	2,00	PC.	X
017	ME321822.180	ADAPTER-6-MINILIGHT	1,00	PC.	X
019	ME336401.015	ADAPTER T210-1	1,00	PC.	X
020	ME336401.027	ADAPTER T230/210-1	1,00	PC.	X
021	V608.45-00-08	LOCK RING 1	4,00	PC.	
022	ME343415.031	HOSE SILICONE 5X1.5 GREY	0,10	M	
023	ME307001.024	SCREW STP31 4.5x14 - H2	2,00	PC.	X
030	ME397000.064	SYR. MINILIGHT 6F R. GREY		PC.	
901	ME341411.059	WIRE LAU 0,5 WHITE	0,60	M	X
902	ME375000.003	INSULATED CRIMP FITTING -NITl 0,5X8WH	7,00	PC.	

26/06/2022

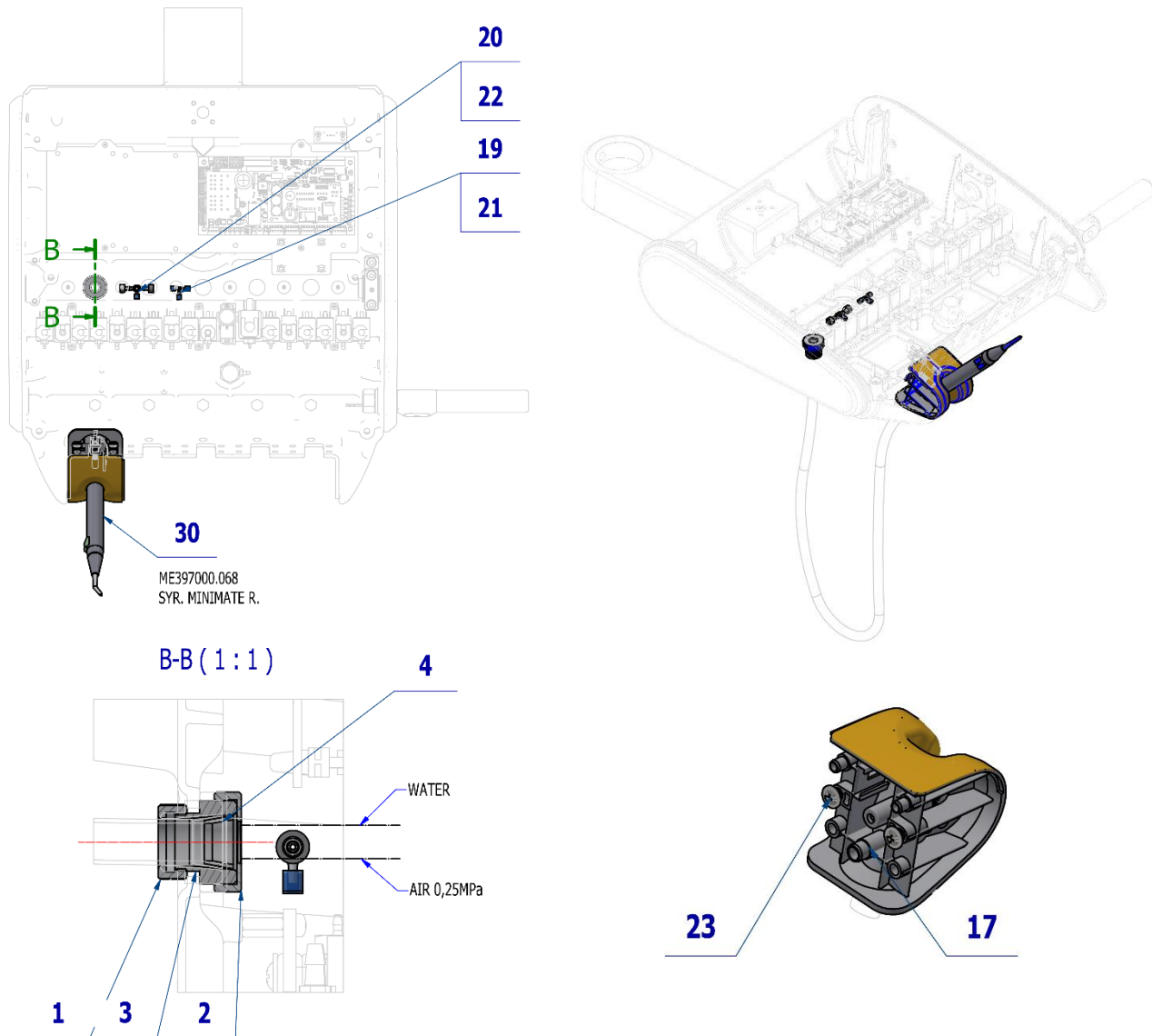


Pos. 30 SYR. MINILIGHT 6F R. GREY must be ordered separately.

Adjust the length of the tubes with respect to the position of the tool.

1.2 ACC. SYRINGE MINIM., MINIAS. 3F IN CP – A657-761-001-0

Item No.	Product name	SP
A657-761-001-0_K-001	ACC. SYRINGE MINIM., MINIAS. 3F IN CP	X



Pos.	Item no.	Product name	QTY	Unit	SP
001	V600.3-00-20	NUT 2	1,00	PC.	X
002	V600.3-00-23	NUT 1	1,00	PC.	X
003	V602.50-00-03	SCREW 1	1,00	PC.	X
004	V602.50-00-04	INSERT 1	1,00	PC.	X
017	ME321822.178	ADAPTER-4-MINIMATE	1,00	PC.	X
019	ME336401.015	ADAPTER T210-1	1,00	PC.	X
020	ME336401.027	ADAPTER T230/210-1	1,00	PC.	X
021	V608.45-00-08	LOCK RING 1	4,00	PC.	X
022	ME343415.031	HOSE SILICONE 5X1.5 GREY	0,10	M	
023	ME307001.024	SCREW STP31 4.5x14 - H2	2,00	PC.	X
030	ME397000.068	SYR. MINIMATE R.		PC.	

PZ_22_171_19/12/2022

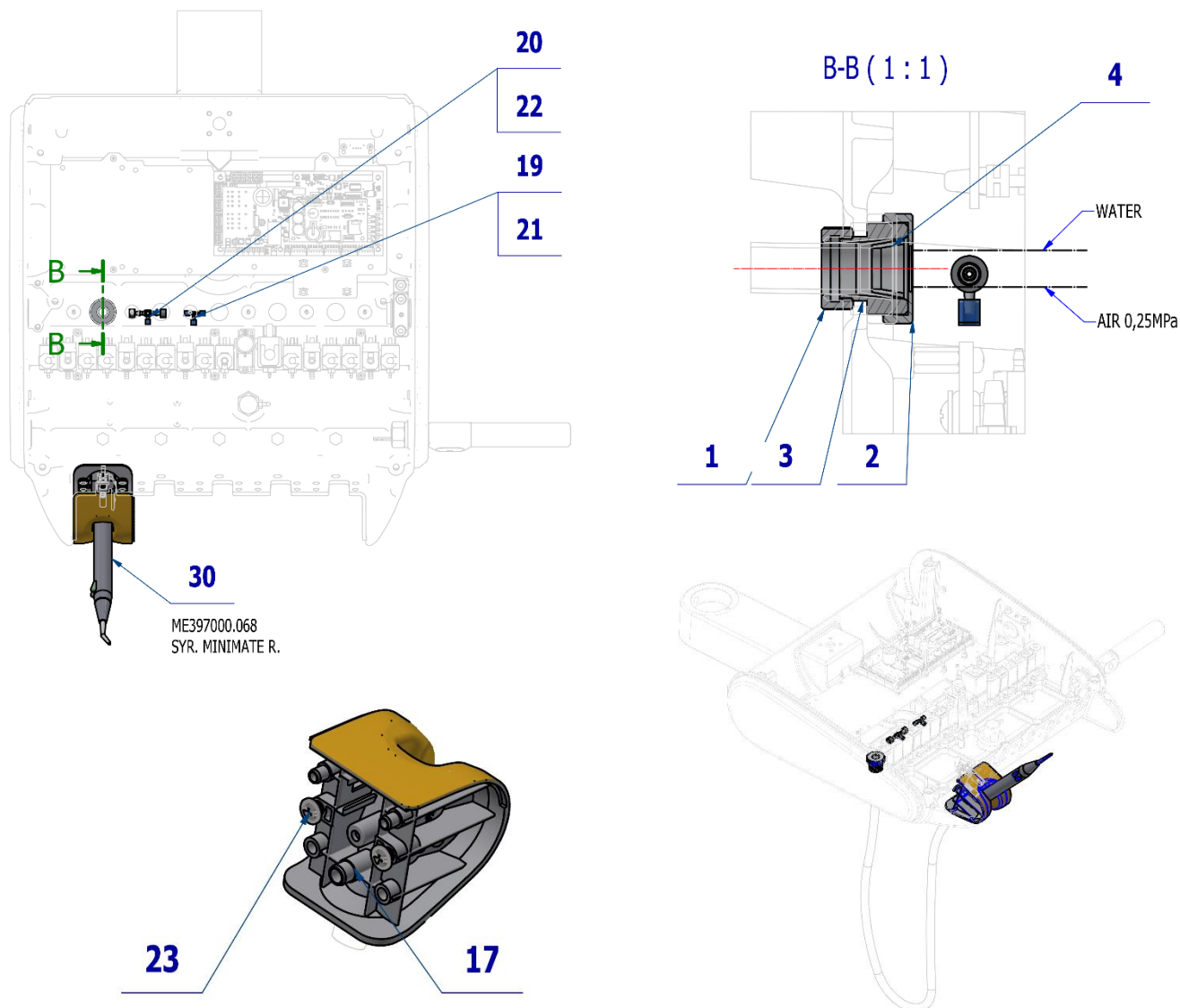


Pos. 30 SYR. MINIMATE R. must be ordered separately.

Adjust the length of the tubes with respect to the position of the tool.

1.3 ACC. SYRINGE MINILIGHT 3F IN CP – A657-763-001-0

Item No.	Product name	SP
A657-763-001-0_K-001	ACC. SYRINGE MINILIGHT 3F IN CP	X



Pos.	Item no.	Product name	QTY	Unit	SP
001	V600.3-00-20	NUT 2	1,00	PC.	X
002	V600.3-00-23	NUT 1	1,00	PC.	X
003	V602.50-00-03	SCREW 1	1,00	PC.	X
004	V602.50-00-04	INSERT 1	1,00	PC.	X
017	ME321822.178	ADAPTER-6-MINILIGHT	1,00	PC.	X
019	ME336401.015	ADAPTER T210-1	1,00	PC.	X
020	ME336401.027	ADAPTER T230/210-1	1,00	PC.	X
021	V608.45-00-08	LOCK RING 1	4,00	PC.	X
022	ME343415.031	HOSE SILICONE 5X1.5 GREY	0,10	M	
023	ME307001.024	SCREW STP31 4.5x14 - H2	2,00	PC.	X
030	ME397000.075	SYR. MINIMATE 3F U. GREY		PC.	

PZ_22_171_15/12/2022

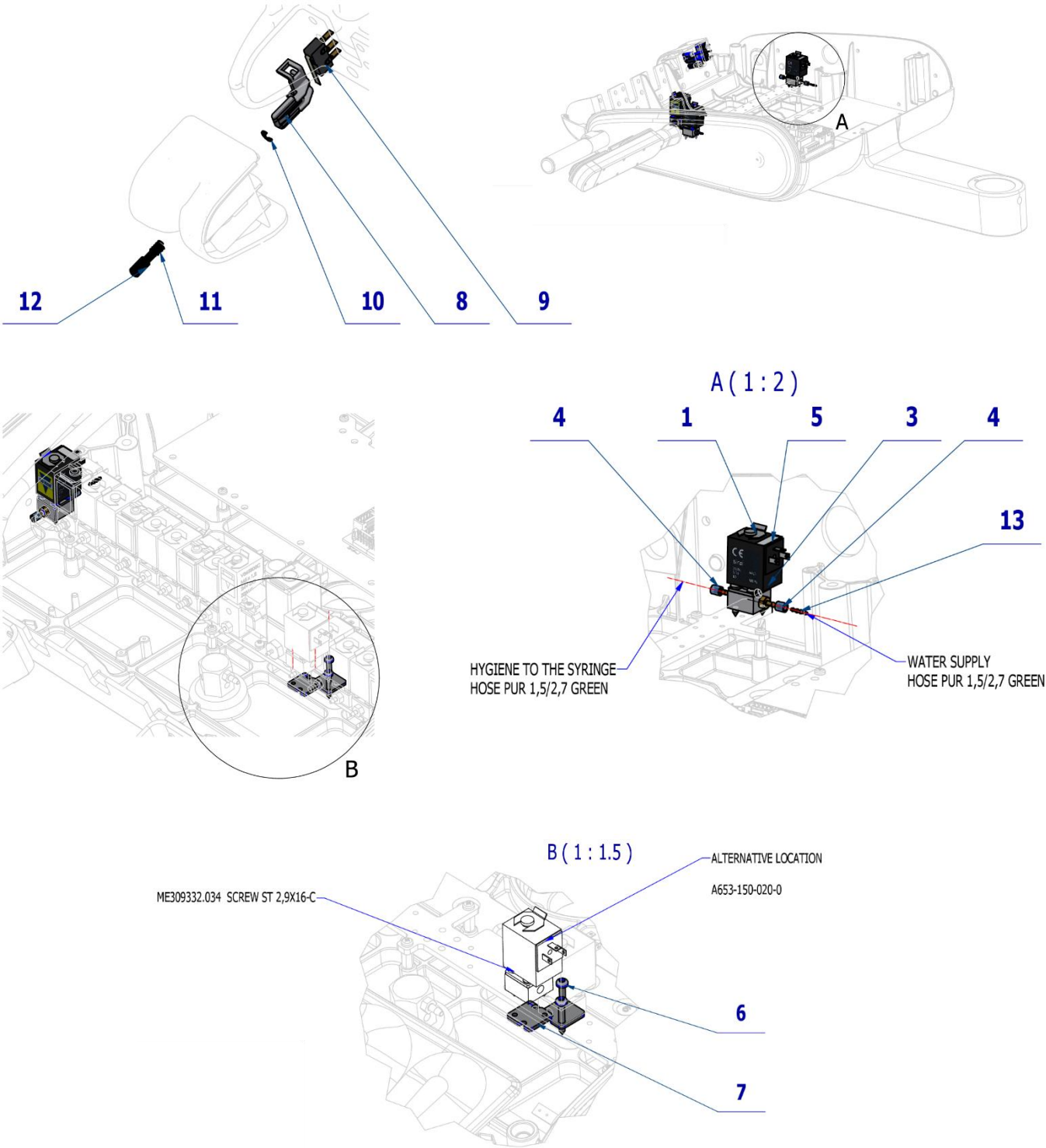


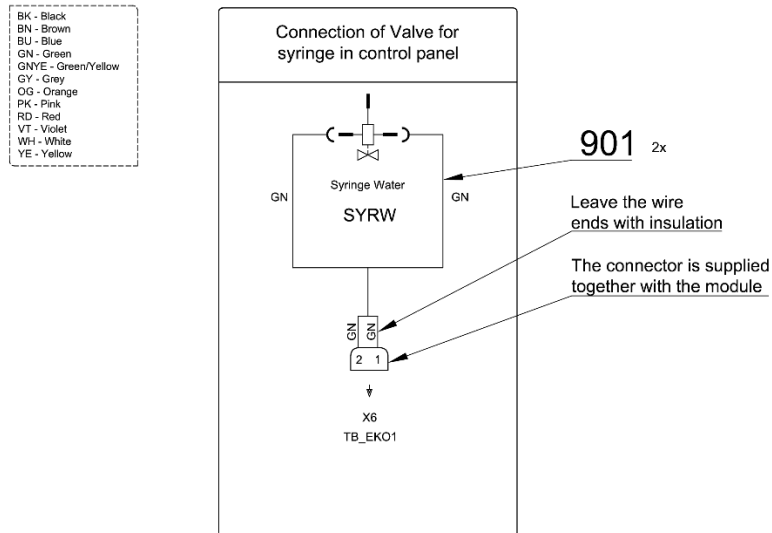
Pos. 30 SYR. MINIMATE 3F U. GREY must be ordered separately.

Adjust the length of the tubes with respect to the position of the tool.

1.4 ACC. HYGIENE FOR SYRINGE IN CP – A657-762-001-0

Item No.	Product name	SP
A657-762-001-0_K-001	ACC. HYGIENE FOR SYRINGE IN CP	X





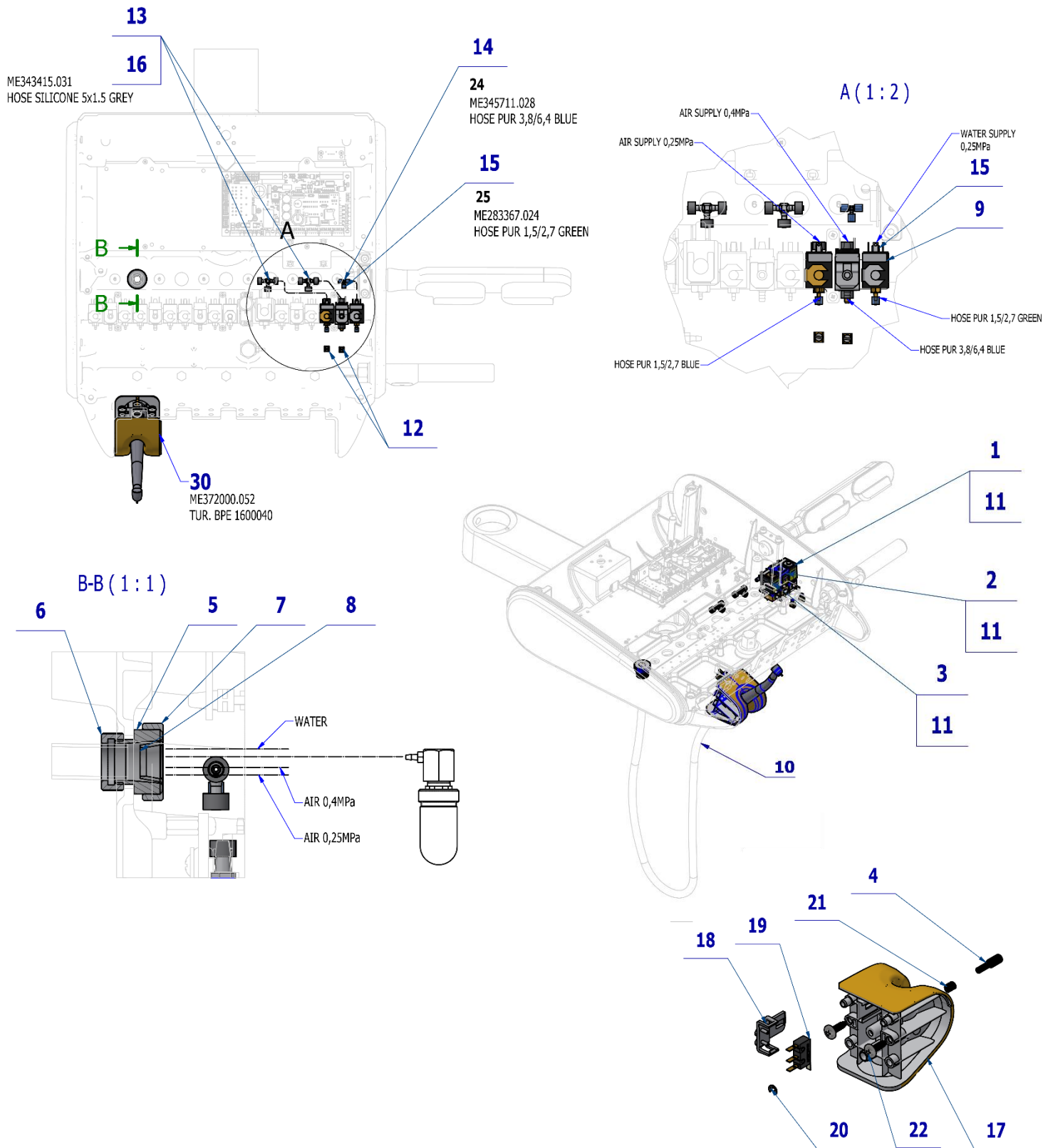
Pos.	Item no.	Product name	QTY	Unit	SP
001	A653-150-020-0	ELM. VALVE SIRAI COMPLETE	1,00	PC.	X
003	ME309332.034	SCREW ST 2,9X16-C	2,00	PC.	X
004	V608.45-00-08	LOCK RING 1	4,00	PC.	X
005	V400.01-01-40	LABEL TEXT		PC.	
006	ME309332.036	SCREW ST 2,9X19-C	2,00	PC.	X
007	V653-150-006-0	HYGIENE VALVE BRACKET	1,00	PC.	X
008	ME321822.184	SENSOR BRACKET	1,00	PC.	X
009	ME374415.036	MICROSWITCH OMRON SS-5GL111-FT	1,00	PC.	X
010	ME311000.001	LOCK RING P 3,2 ZN	1,00	PC.	X
011	ME315000.038	TOOL HOLDER SPRING	1,00	PC.	X
012	V653-700-057-0	CAM 8	1,00	PC.	X
013	ME336401.012	ADAPTER N210-1	1,00	PC.	X
014	ME283367.024	HOSE PUR 1,5/2,7 GREEN	0,05	m	
901	ME374100.037	WIRE YV - GN	2,00	PC.	X

25/06/2022

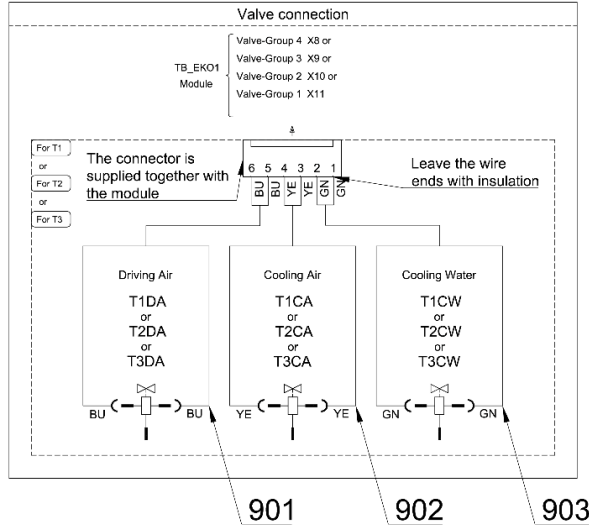
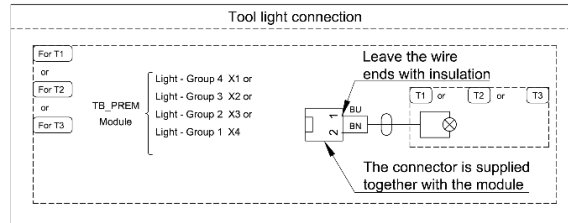
2 TURBINE ACCESSORY

2.1 ACC. TURBINES WITH LIGHT AND NON-LIGHT HOSE - A657-770-001-0

Item No.	Product name	SP
A657-770-001-0_K-001	ACC. TURBINES WITH LIGHT AND NON-LIGHT HOSE	X



BK - Black
BN - Brown
BU - Blue
GN - Green
GYE - Green/Yellow
GY - Grey
OG - Orange
PK - Pink
RD - Red
VT - Violet
WH - White
YE - Yellow



Pos.	Item no.	Product name	QTY	Unit	SP
001	A653-150-020-0	ELM. VALVE SIRAI COMPLETE	1,00	PC.	X
002	A653-150-023-0	ELM. VALVE SIRAI 4 COMPLETE	1,00	PC.	X
003	A653-150-022-0	ELM. VALVE SIRAI 1 COMPLETE	1,00	PC.	X
004	V653-700-057-0	CAM 8	1,00	PC.	X
005	V602.50-00-03	SCREW 1	1,00	PC.	X
006	V600.3-00-20	NUT 2	1,00	PC.	X
007	V600.3-00-23	NUT 1	1,00	PC.	X
008	V602.50-00-04	NUT 1	1,00	PC.	X
009	V400.01-01-40	LABEL TEXT		PC.	
010	A653-170-103-0	HOSE SV. MIDWEST GREY 1700	1,00	PC.	X
011	ME309332.034	SCREW ST 2,9X16-C	6,00	PC.	X
012	V629.28-00-03	RESTRICTOR, MODIFIED	2,00	PC.	X
013	ME336401.029	ADAPTER T230-1	2,00	PC.	X
014	ME336401.015	ADAPTER T210-1	1,00	PC.	X
015	V608.45-00-08	LOCK RING 1	6,00	PC.	X
016	ME343415.031	HOSE SILICONE 5X1.5 GREY	0,10	M	
017	ME321822.182	ADAPTER-8-TURBINE	1,00	PC.	X
018	ME321822.184	SENSOR BRACKET	1,00	PC.	X
019	ME374415.036	MICROSWITCH OMRON SS-5GL111-FT	1,00	PC.	X
020	ME311000.001	LOCK RING P 3,2 ZN	1,00	PC.	X
021	ME315000.038	TOOL HOLDER SPRING	1,00	PC.	X
022	ME307001.024	SCREW STP31 4.5x14 - H2	2,00	PC.	X
024	ME345711.028	HOSE PUR 3,8/6,4 BLUE	0,30	m	X
025	ME283367.024	HOSE PUR 1,5/2,7 GREEN	0,20	m	X
030	ME372000.052	TUR. BPE 1600040		PC.	
901	ME374100.079	WIRE YV - BU	2,00	PC.	X
902	ME374100.038	WIRE YV - YE	2,00	PC.	X
903	ME374100.037	WIRE YV - GN	2,00	PC.	X

29/06/2022

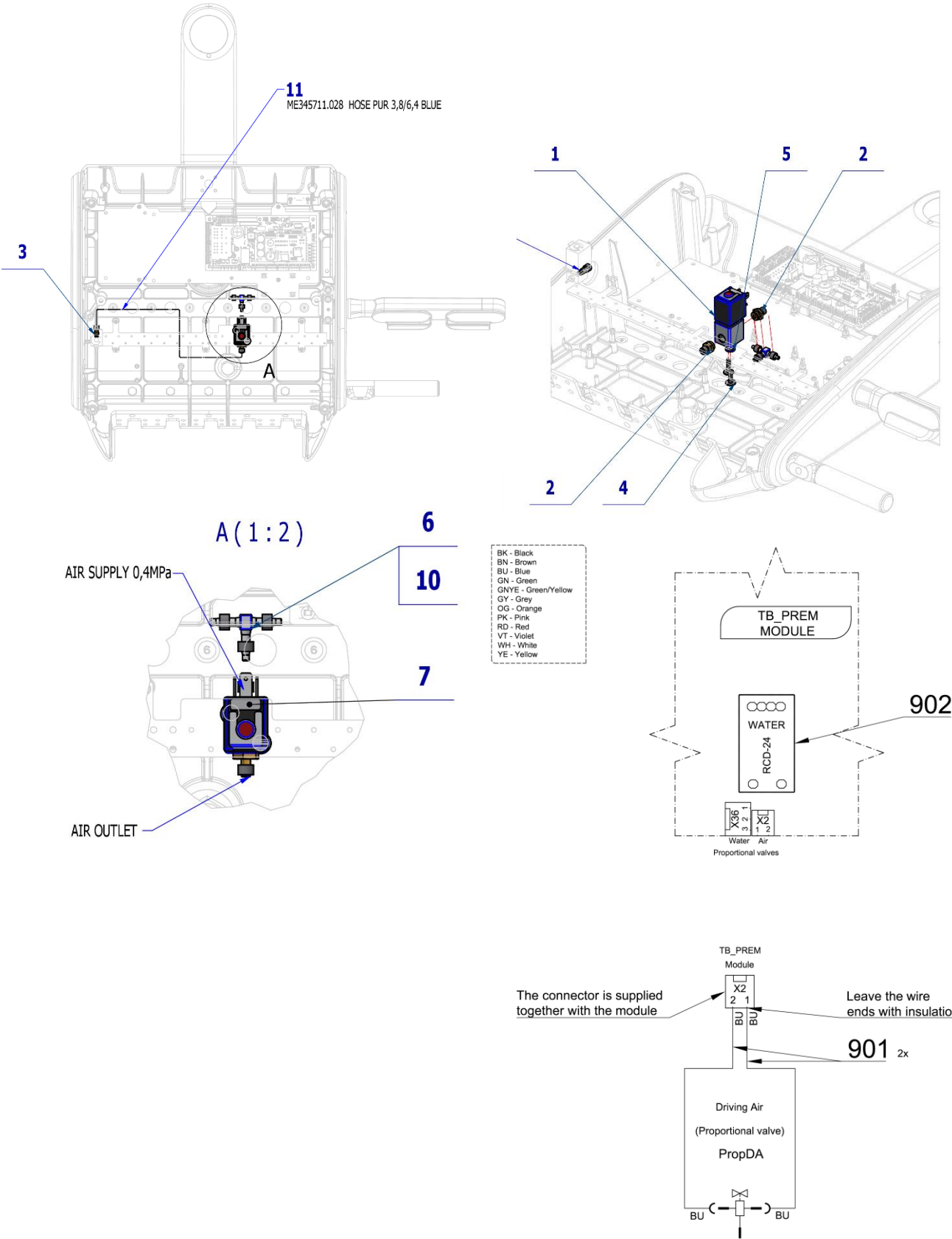


Pos. 30 TUR. BPE 1600040 GREY must be ordered separately.

Adjust the length of the tubes with respect to the position of the tool.

2.2 ACC. TURBINE WITH REGULATION – A657-771-001-0

Item No.	Product name	SP
A657-771-001-0_K-001	ACC. TURBINE WITH REGULATION	X

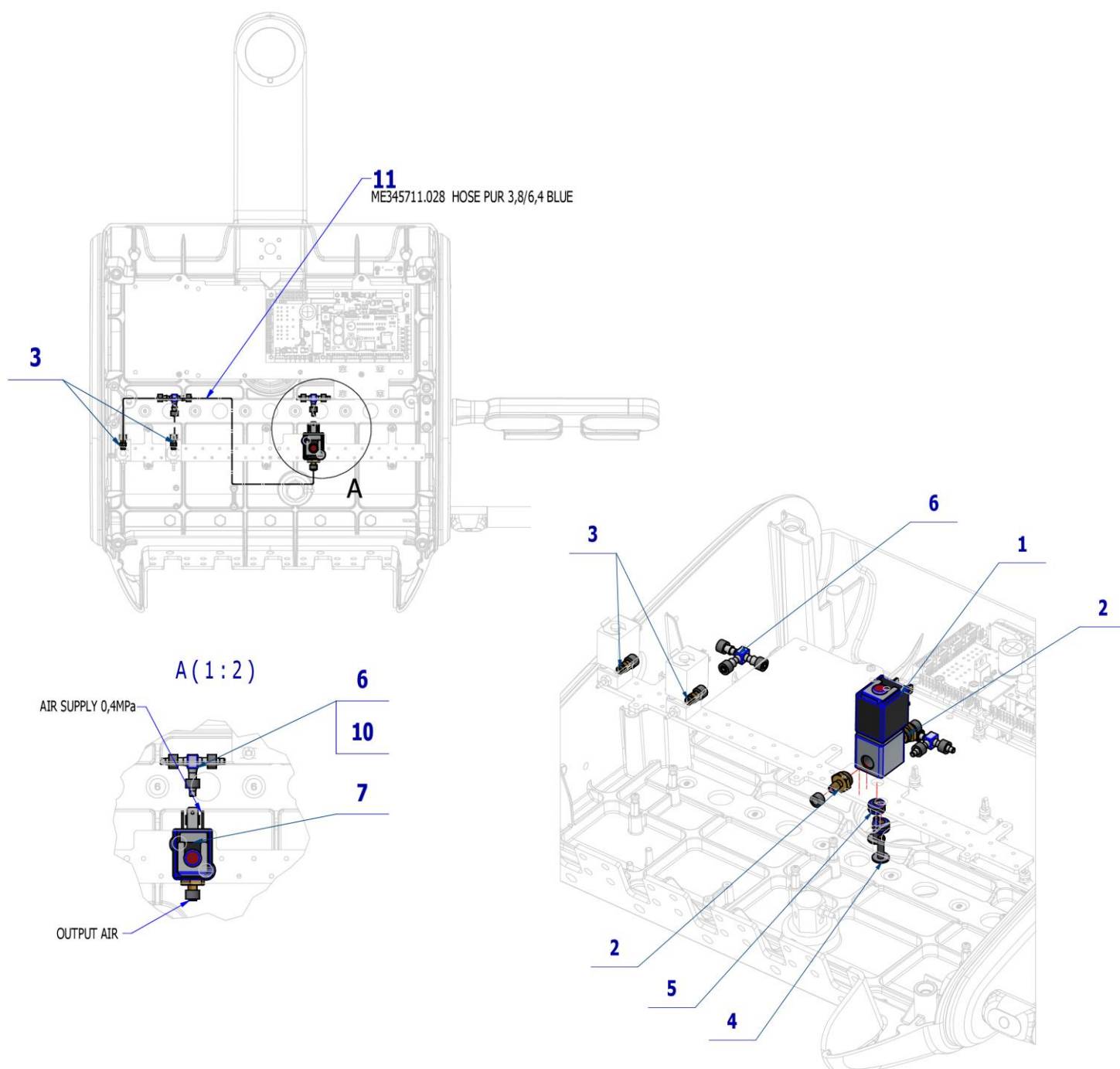


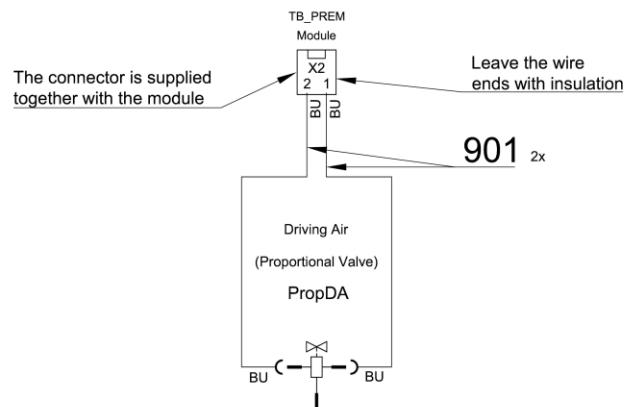
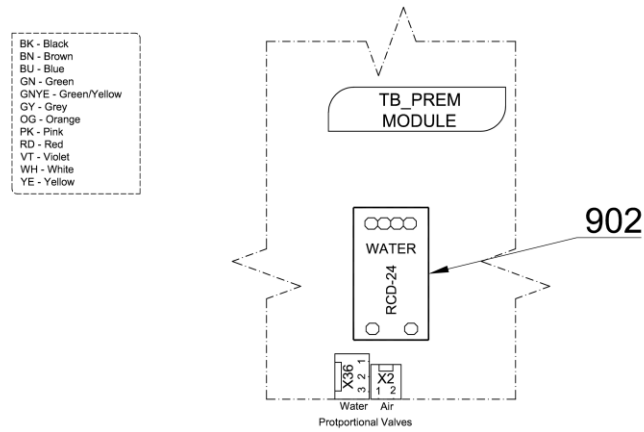
Pos.	Item no.	Product name	QTY	Unit	SP
001	ME551114.004	PROPORTIONAL VALVE.ASCO SCG202A207V	1,00	PC.	X
002	V625.32-00-03	ADAPTER ASCO	2,00	PC.	X
003	V625.32-00-02	ADAPTER M5	1,00	PC.	X
004	ME309251.107	SCREW M 4X16 DECORATIVE	2,00	PC.	X
005	ME273121.042	ADAPTER TYP F2 5x3	2,00	PC.	X
006	ME336401.011	ADAPTER T40-1	1,00	PC.	X
007	V400.01-01-40	LABEL TEXT		PC.	
010	ME343415.031	HOSE SILICONE 5X1.5 GREY	0,02	M	
011	ME345711.028	HOSE PUR 3,8/6,4 BLUE	0,70	m	
901	ME374100.039	WIRE YV - BU	2,00	PC.	X
902	ME374000.498	MODULE RCDE-48-0.7	1,00	PC.	

29/06/2022

2.3 ACC. 2 TURBINES WITH REGULATION – A657-773-001-0

Item No.	Product name	SP
A657-773-001-0_K-001	ACC. 2 TURBINES WITH REGULATION	X





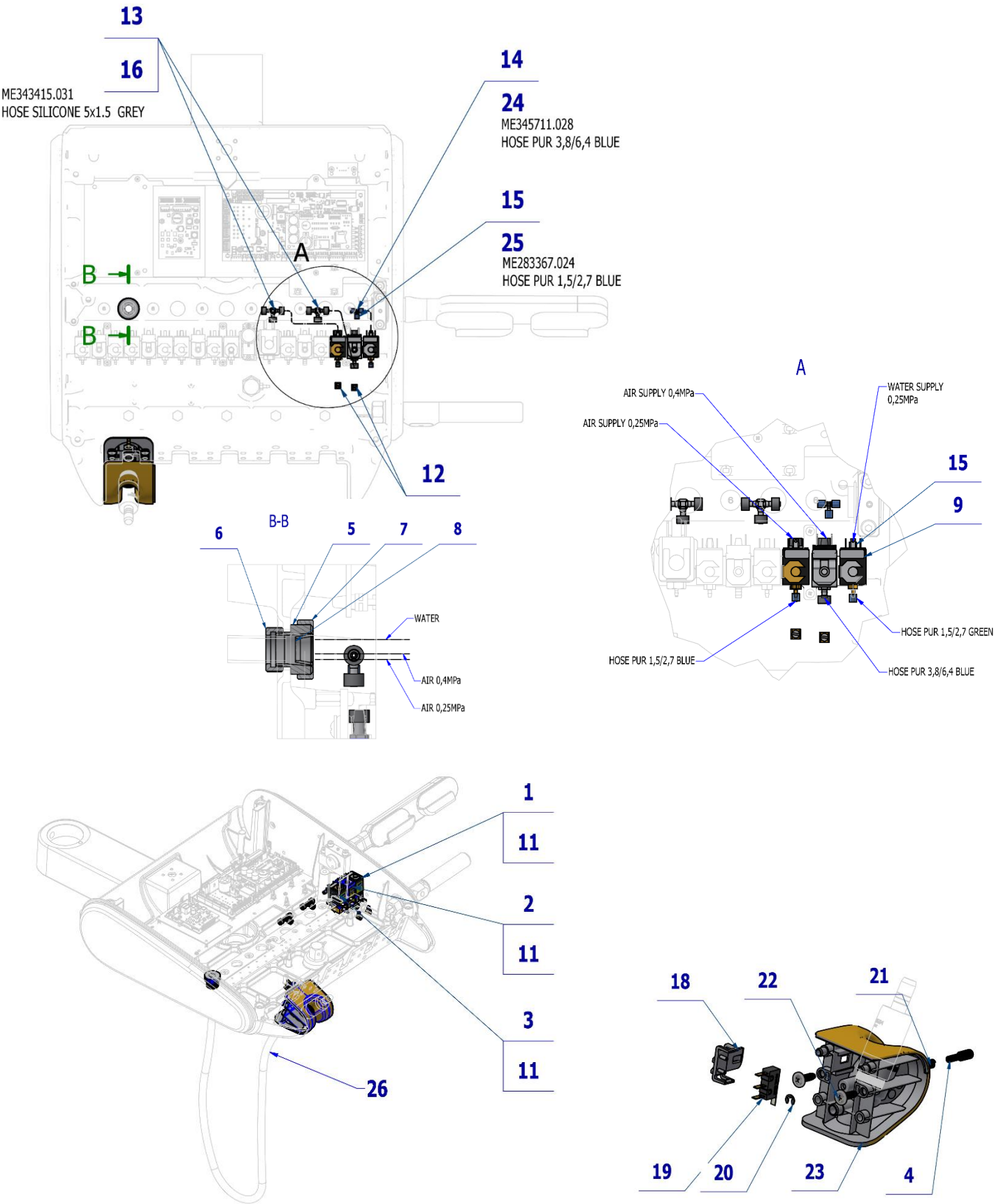
Pos.	Item no.	Product name	QTY	Unit	SP
001	ME551114.004	PROPORTIONAL VALVE, ASCO SCG202A207V	1,00	PC.	X
002	V625.32-00-03	ADAPTER ASCO	2,00	PC.	X
003	V625.32-00-02	ADAPTER M5	2,00	PC.	X
004	ME309251.107	SCREW M 4X16 DECORATIVE	2,00	PC.	X
005	ME273121.042	ADAPTER TYP F2 5x3	2,00	PC.	X
006	ME336401.011	ADAPTER T40-1	2,00	PC.	X
007	V400.01-01-40	LABEL TEXT		PC.	
010	ME343415.031	HOSE SILICONE 5X1.5 GREY	0,05	M	
011	ME345711.028	HOSE PUR 3,8/6,4 BLUE	0,80	m	
901	ME374100.039	WIRE YV - BU	2,00	PC.	X
902	ME374000.407	MODULE RCD-24-0,50	1,00	PC.	

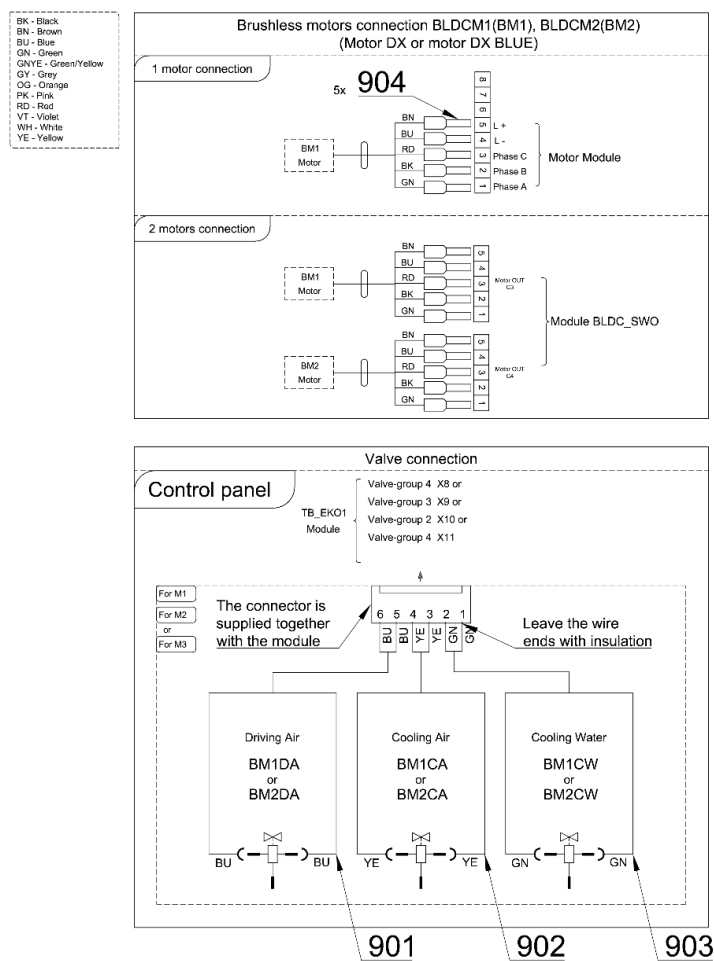
29/06/2022

3 MOTORS ACCESORY

3.1 ACC. MICROMOTORS DX AND DX BLUE – A657-780-001-0

Item No.	Product name	SP
A657-780-001-0_K-001	ACC. MICROMOTORS DX AND DX BLUE	X



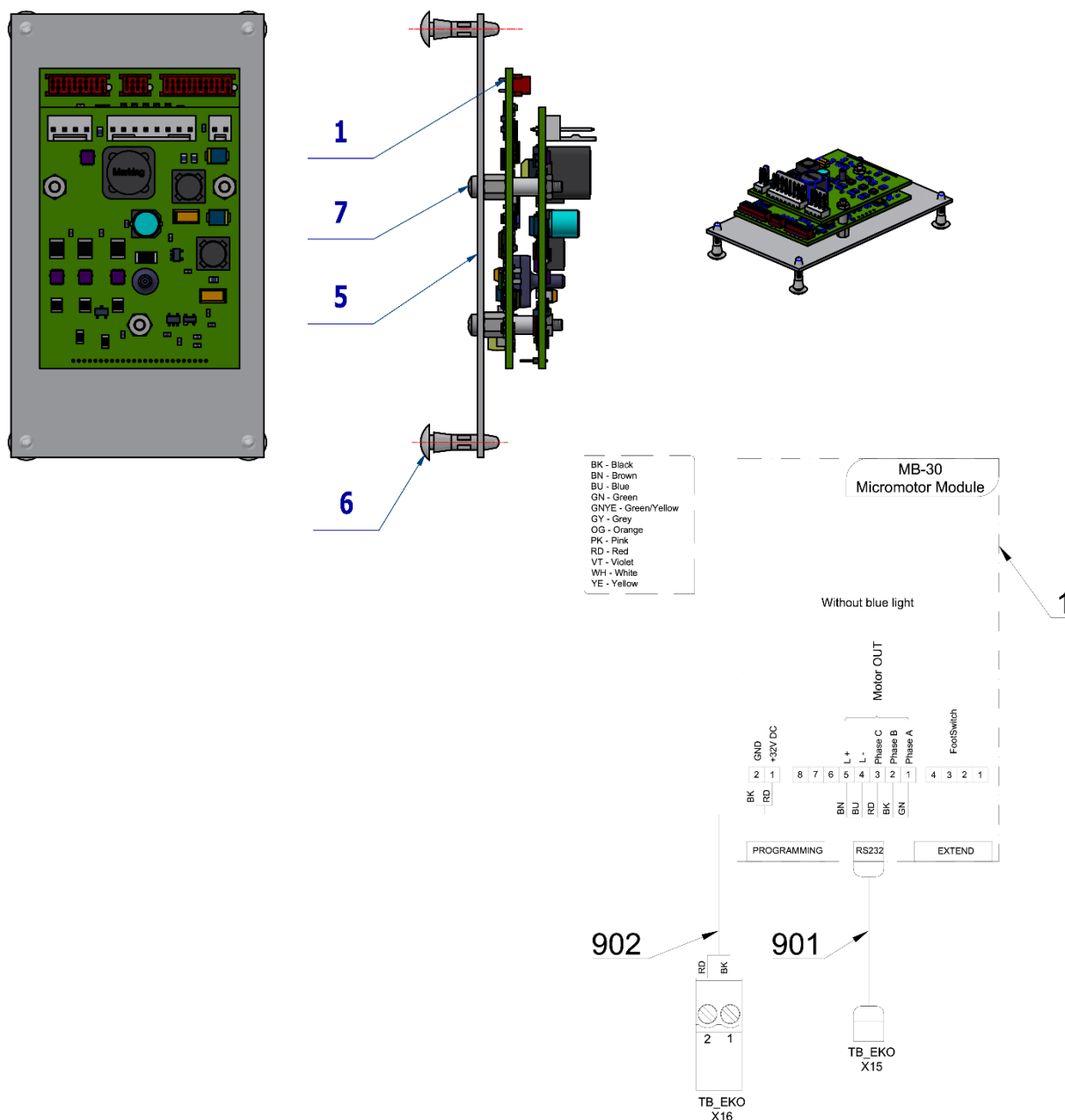


Pos.	Item no.	Product name	QTY	Unit	SP
001	A653-150-020-0	ELM. VALVE SIRAI COMPLETE	1,00	PC.	X
002	A653-150-021-0	ELM. VALVE SIRAI 3 COMPLETE	1,00	PC.	X
003	A653-150-022-0	ELM. VALVE SIRAI 1 COMPLETE	1,00	PC.	X
004	V653-700-057-0	CAM 8	1,00	PC.	X
005	V602.50-00-03	SCREW 1	1,00	PC.	X
006	V600.3-00-20	NUT 2	1,00	PC.	X
007	V600.3-00-23	NUT 1	1,00	PC.	X
008	V602.50-00-04	INSERT 1	1,00	PC.	X
009	V400.01-01-40	LABEL TEXT		PC.	
011	ME309332.034	SCREW ST 2,9X16-C	6,00	PC.	X
012	V629.28-00-03	RESTRICTOR MODIFIELD	2,00	PC.	X
013	ME336401.029	ADAPTER T230-1	2,00	PC.	X
014	ME336401.015	ADAPTER T210-1	1,00	PC.	X
015	V608.45-00-08	LOCK RING 1	6,00	PC.	X
016	ME343415.031	HOSE SILICONE 5X1.5 GREY	0,10	M	
018	ME321822.184	SENSOR BRACKET	1,00	PC.	X
019	ME374415.036	MICROSWITCH OMRON SS-5GL111-FT	1,00	PC.	X
020	ME311000.001	LOCK RING P 3,2 ZN	1,00	PC.	X
021	ME315000.038	TOOL HOLDER SPRING	1,00	PC.	X
022	ME307001.024	SCREW STP31 4.5x14 - H2	2,00	PC.	X
023	ME321822.176	ADAPTER-2-DX, PLM	1,00	PC.	X
024	ME345711.028	HOSE PUR 3,8/6,4 BLUE	0,30	m	
025	ME283367.024	HOSE PUR 1,5/2,7 GREEN	0,20	m	
026	DSHO35	HOSE DX	1,00	PC.	X
901	ME374100.079	WIRE YV - BU	2,00	PC.	X
902	ME374100.038	WIRE YV - YE	2,00	PC.	X
903	ME374100.037	WIRE YV - GN	2,00	PC.	X
904	ME375000.004	INSULATED CRIMP FITTING - NITI 0,34x8 TQ ETTINGER	5,00	PC.	

PZ_23_035_17/03/2023

3.1.1 EL. CONNECTION OF MOTOR MODULE MB30.V1 FOR DX MOTORS – A657-180-026-0

Item No.	Product name	SP
A657-180-026-0_K-001	EL. CONNECTION OF MOTOR MODULE MB30.V1 FOR DX MOTORS	X

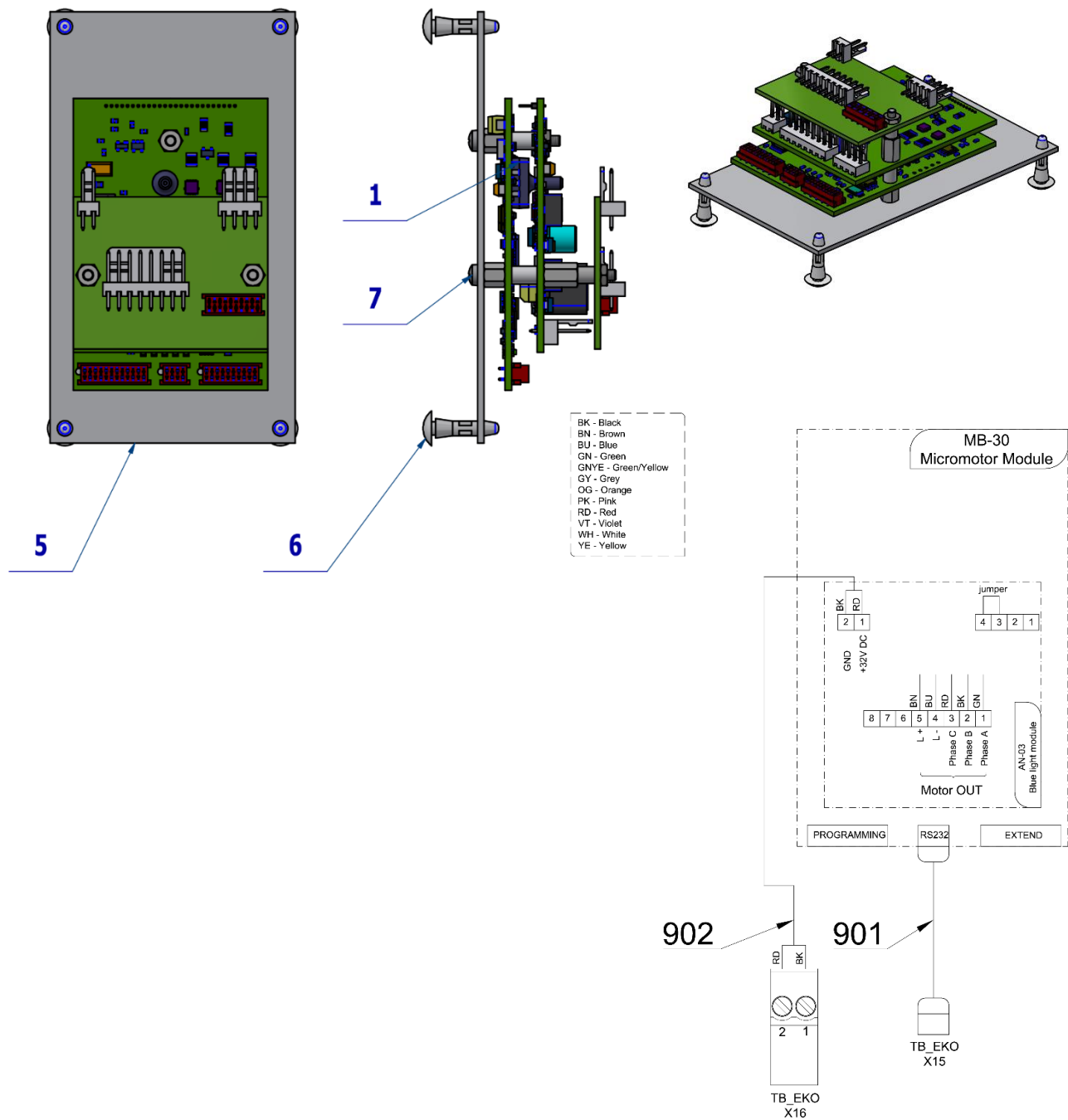


Pos.	Item no.	Product name	QTY	Unit	SP
001	DSMB30.V1	MODULE DX	1,00	PC.	X
005	V629.39-00-16	BOARD FOR DX	1,00	PC.	X
006	ME371418.019	PCB SUPPORT 10x2x3 PA 6.6	4,00	PC.	X
007	ME309255.104	SCREW M 2.5x3	3,00	PC.	X
901	ME374010.064	CABLE DX - TB PREM	1,00	PC.	X
902	A653-180-902-0	WIRE 0.5 - BK RD - 0.4m	1,00	PC.	X

PZ_22_064_OS_21/12/2022

3.1.2 EL. CONNECTION OF MOTOR MODULE MB30+AN03.V1 FOR DX BLUE MOTORS – A657-180-027-0

Item No.	Product name	SP
A657-180-027-0_K-001	EL. CONNECTION OF MOT. MODULE MB30+AN03.V1 FOR DX BLUE MOTORS	X

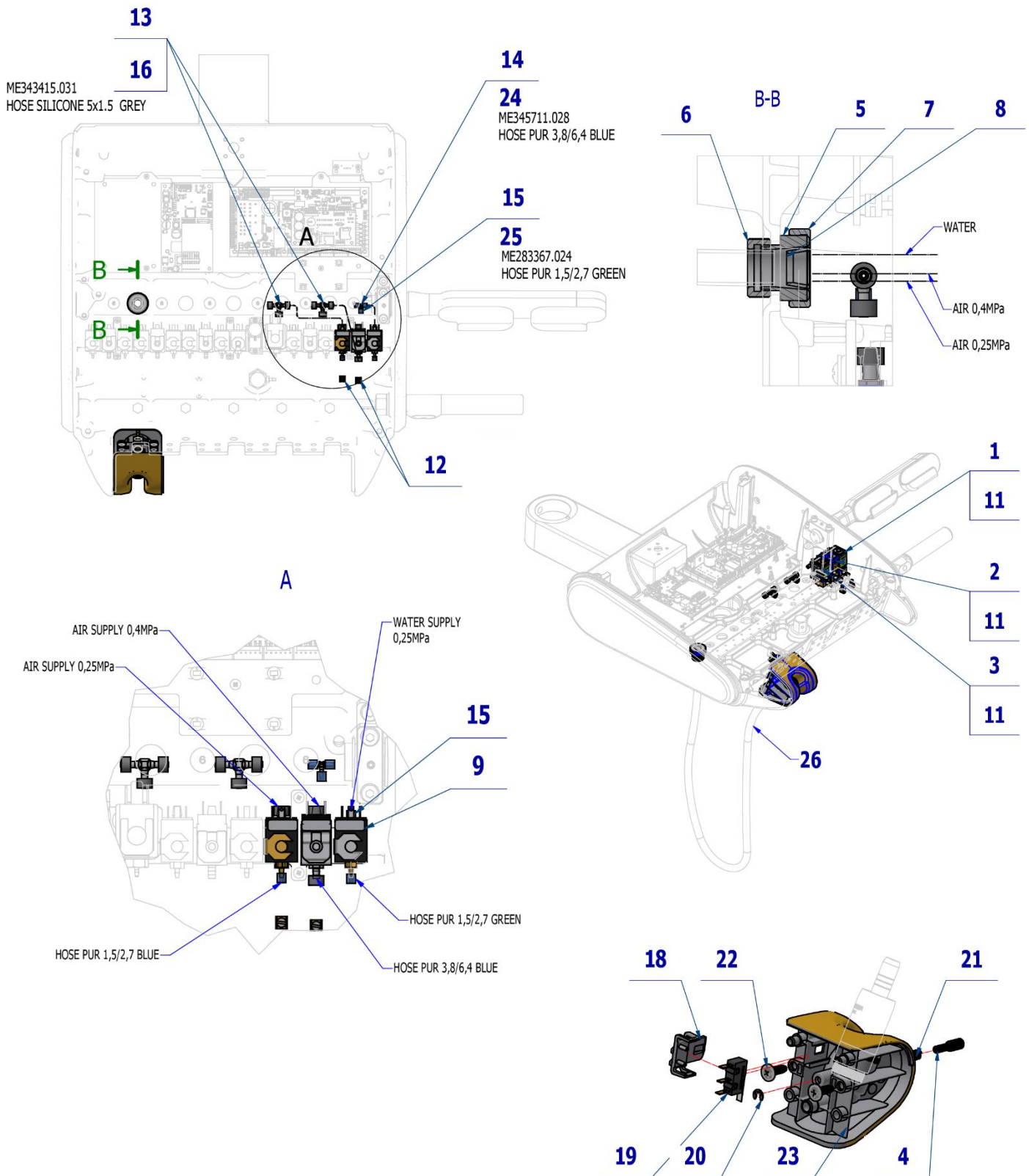


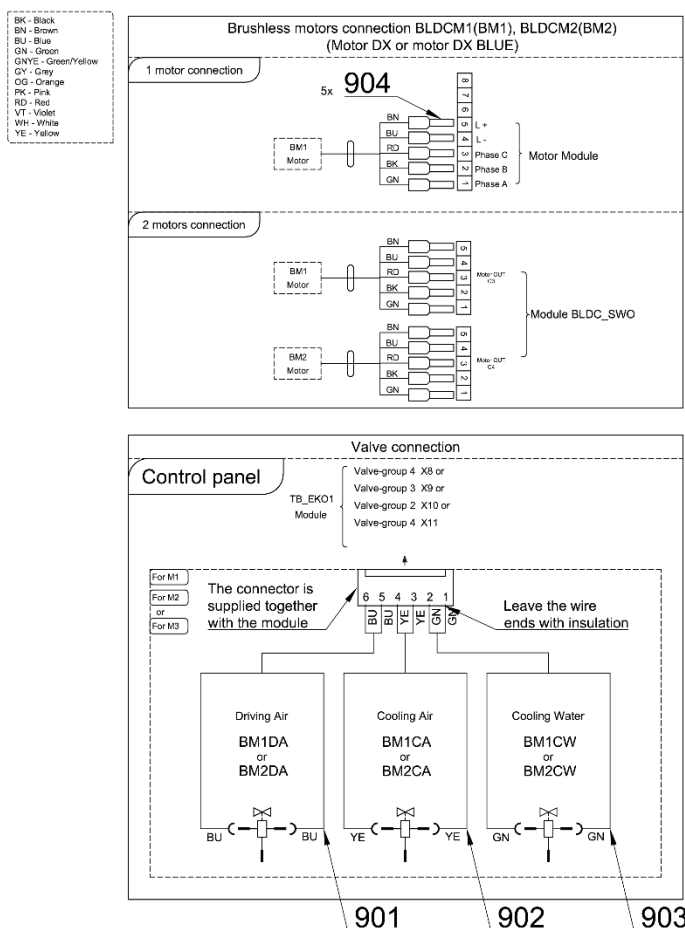
Pos.	Item no.	Product name	QTY	Unit	SP
001	DSMB30BLUE.V1	DX BLUE MODULE	1,00	PC.	X
005	V629.39-00-16	BOARD FOR DX	1,00	PC.	X
006	ME371418.019	PCB SUPPORT 10x2x3 PA 6.6	4,00	PC.	X
007	ME309255.104	SCREW M 2.5x3	3,00	PC.	X
901	ME374010.064	CABLE DX - TB PREM	1,00	PC.	X
902	A653-180-902-0	WIRE 0.5 - BK RD - 0.4m	1,00	PC.	X

PZ_22_067_OS_21/12/2022

3.2 ACC. MICROMOTORS DX PRO AND DX PRO BLUE – A657-781-001-0

Item No.	Product name	SP
A657-781-001-0_K-001	ACC. MICROMOTORS DX PRO AND DX PRO BLUE	X



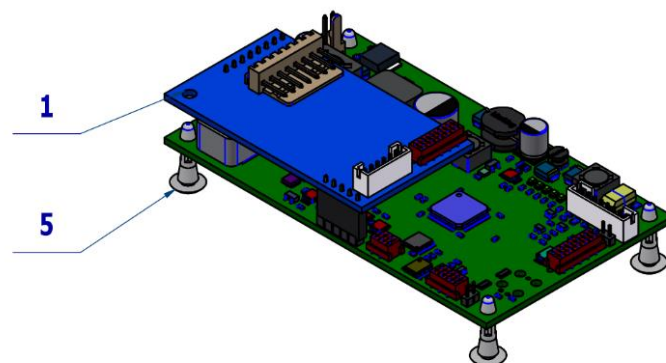
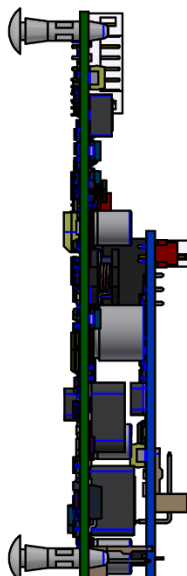
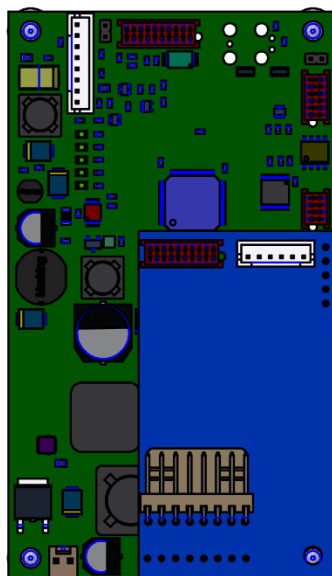


Pos.	Item no.	Product name	QTY	Unit	SP
001	A653-150-020-0	ELM. VALVE SIRAI COMPLETE	1,00	PC.	X
002	A653-150-021-0	ELM. VALVE SIRAI 3 COMPLETE	1,00	PC.	X
003	A653-150-022-0	ELM. VALVE SIRAI 1 COMPLETE	1,00	PC.	X
004	V653-700-057-0	CAM 8	1,00	PC.	X
005	V602.50-00-03	SCREW 1	1,00	PC.	X
006	V600.3-00-20	NUT 2	1,00	PC.	X
007	V600.3-00-23	NUT 1	1,00	PC.	X
008	V602.50-00-04	INSERT 1	1,00	PC.	X
009	V400.01-01-40	LABEL TEXT		PC.	
011	ME309332.034	SCREWST 2,9X16-C	6,00	PC.	X
012	V629.28-00-03	RESTRICTOR MODIFIELD	2,00	PC.	
013	ME336401.029	ADAPTER T230-1	2,00	PC.	X
014	ME336401.015	ADAPTER T210-1	1,00	PC.	X
015	V608.45-00-08	LOCK RING 1	6,00	PC.	
016	ME343415.031	HOSE SILICONE 5X1.5 GREY	0,10	M	
018	ME321822.184	SENSOR BRACKET	1,00	PC.	X
019	ME374415.036	MICROSWITCH OMRON SS-5GL111-FT	1,00	PC.	X
020	ME311000.001	LOCK RING P 3,2 ZN	1,00	PC.	X
021	ME315000.038	TOOL HOLDER SPRING	1,00	PC.	
022	ME307001.024	SCREW STP31 4.5x14 - H2	2,00	PC.	X
023	ME321822.176	ADAPTER-2-DX, PLM	1,00	PC.	X
024	ME345711.028	HOSE PUR 3,8/6,4 BLUE	0,30	m	
025	ME283367.024	HOSE PUR 1,5/2,7 GREEN	0,20	m	
026	DSH035	HOSE DX	1,00	PC.	X
901	ME374100.079	WIRE YV - BU	2,00	PC.	X
902	ME374100.038	WIRE YV - YE	2,00	PC.	X
903	ME374100.037	WIRE YV - GN	2,00	PC.	X
904	ME375000.004	INSULATED CRIMP FITTING - NITI 0,34x8 TQ ETTINGER	5,00	PC.	

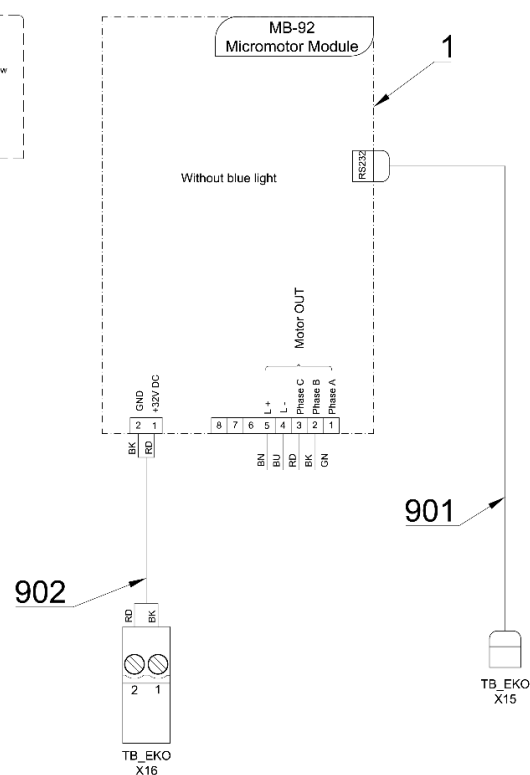
PZ_23_035_17/03/2023

3.2.1 EL. CONNECTION OF MOTOR MODULE MB92.V1 FOR DX PRO MOTORS – A657-180-028-0

Item No.	Product name	SP
A657-180-028-0_K-001	EL. CONNECTION OF MOTOR MODULE MB92.V1 FOR DX PRO MOTORS	X



BK - Black
BN - Brown
BU - Blue
GN - Green
GNYE - Green/Yellow
GY - Gray
OG - Orange
PK - Pink
RD - Red
VT - Violet
WH - White
YE - Yellow

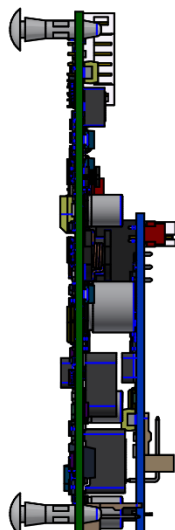
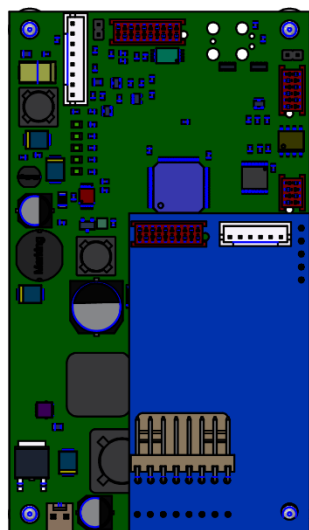


Pos.	Item no.	Product name	QTY	Unit	SP
001	DSMB92.V1	DX PRO MODULE	1,00	PC.	X
005	ME371418.019	PCB SUPPORT 10x2x3 PA 6.6	4,00	PC.	X
901	ME374010.064	CABLE DX - TB PREM	1,00	PC.	X
902	A653-180-902-0	WIRE 0.5 - BK RD - 0.4m	1,00	PC.	X

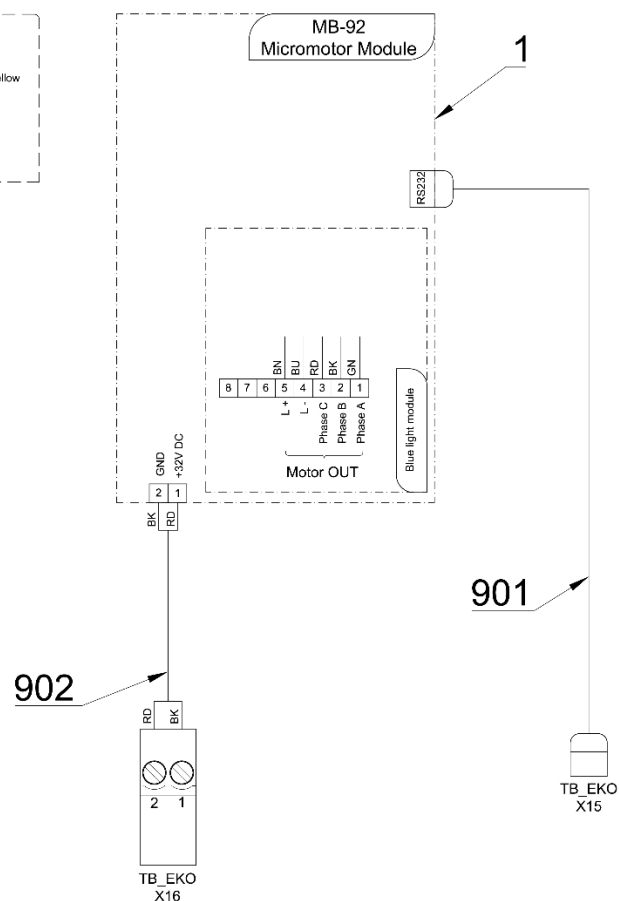
PZ_22_067_OS_21/12/2022

3.2.2 EL CONNECTION OF MOTOR MODULE MB92 BLUE.V1 FOR DX PRO BLUE MOTORS-A657-180-029-0

Item No.	Product name	SP
A657-180-029-0_K-001	EL. CONN. OF MOT. MODULE MB92 BLUE.V1 FOR DX PRO BLUE MOTORS	X



BK - Black
 BN - Brown
 BU - Blue
 GN - Green
 GNYE - Green/Yellow
 GY - Grey
 OG - Orange
 PK - Pink
 RD - Red
 VT - Violet
 WH - White
 YE - Yellow

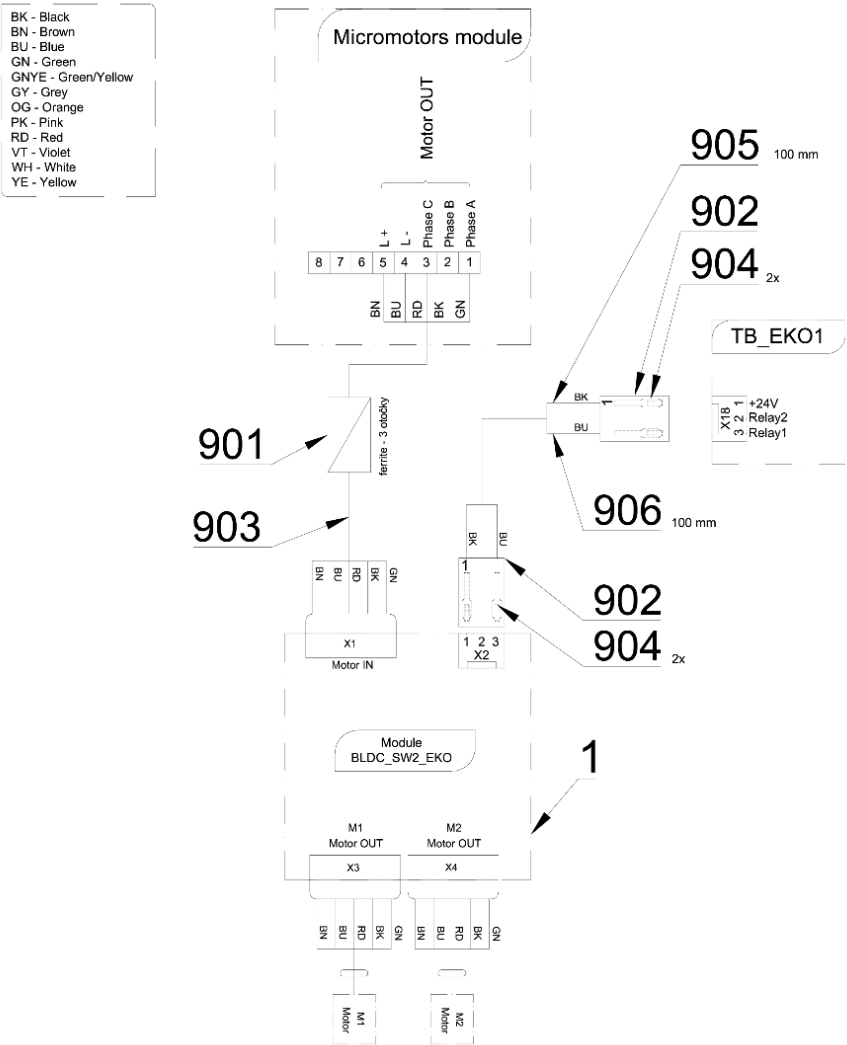
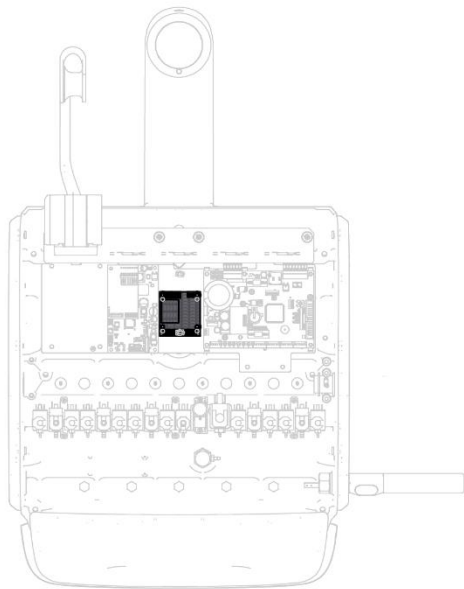
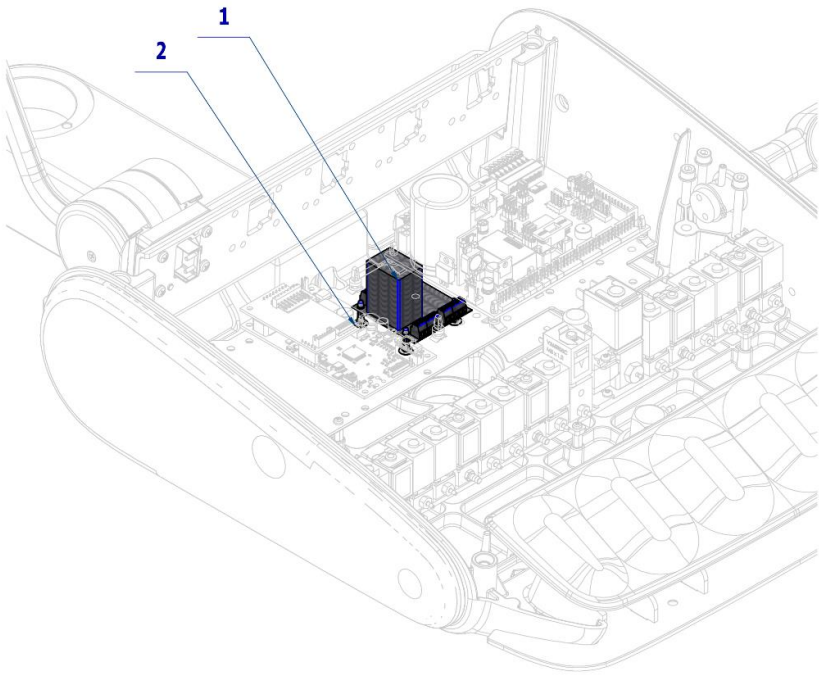


Pos.	Item no.	Product name	QTY	Unit	SP
001	DSMB92BLUE.V1	DX PRO BLUE MODULE	1,00	PC.	X
005	ME371418.019	PCB SUPPORT 10x2x3 PA 6.6	4,00	PC.	X
901	ME374010.064	CABLE DX - TB PREM	1,00	PC.	X
902	A653-180-902-0	WIRE 0.5 - BK RD - 0.4m	1,00	PC.	X

PZ_22_067_OS_21/12/2022

3.3 2 MICROMOTORS ACCESSORY – A657-180-030-0

Item No.	Product name	SP
A657-180-030-0_K-001	2 MICROMOTORS ACCESSORY	X



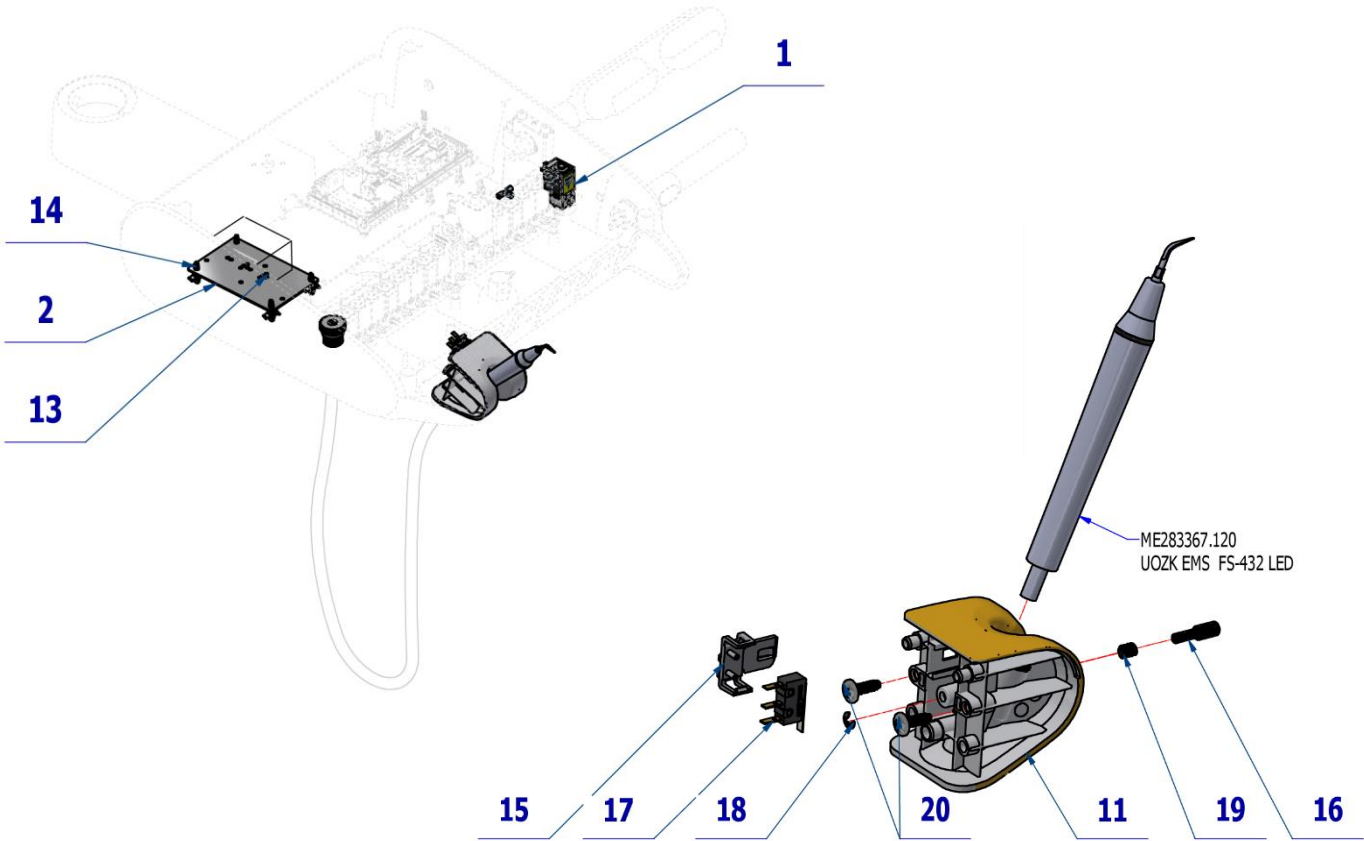
Pos.	Item no.	Product name	QTY	Unit	SP
001	ME374000.507	MODULE BLDC_SW2_EKO	1,00	PC.	X
002	ME371418.019	PCB SUPPORT 10x2x3 PA 6.6	4,00	PC.	X
901	ME205292.005	FERIT RI-16-28.5-8	1,00	PC.	
902	ME374060.011	HOUSING NSG 25-3	2,00	PC.	
903	A653-180-903-0	CONNECTION WIRES FOR DX	1,00	PC.	
904	ME372010.141	CRIMPE CONTACT NSK 25-0	4,00	PC.	
905	ME341419.001	WIRE LiY 0,25 BK - 4126001S	0,10	M	X
906	ME341419.002	WIRE LiY 0,25 BU - 4126002S	0,10	M	X

01/09/2022

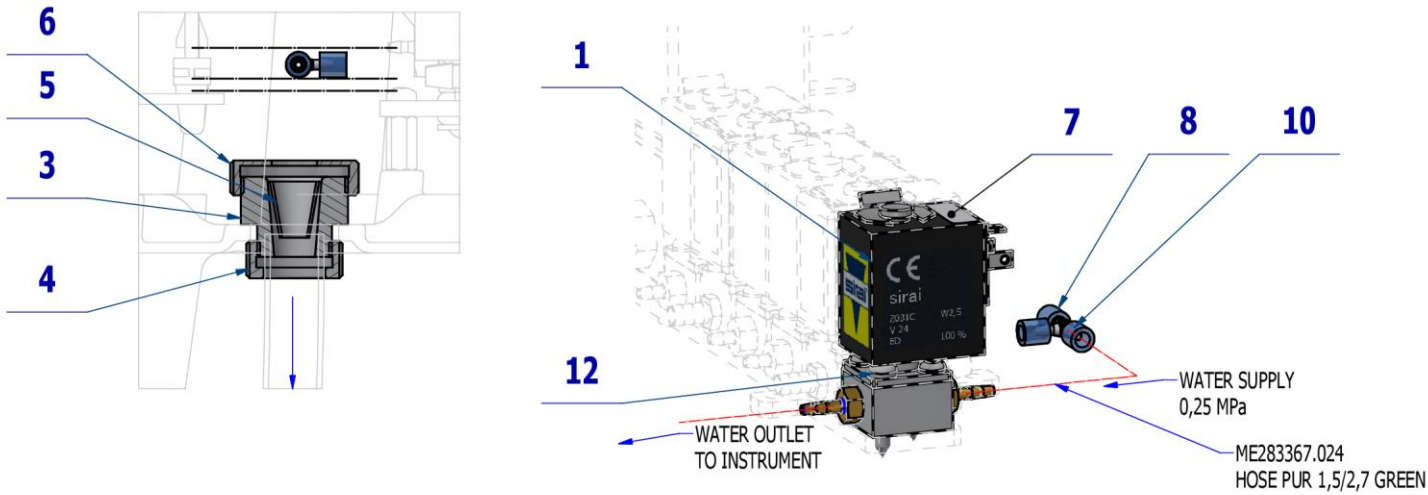
4 SCALERS ACCESSORY

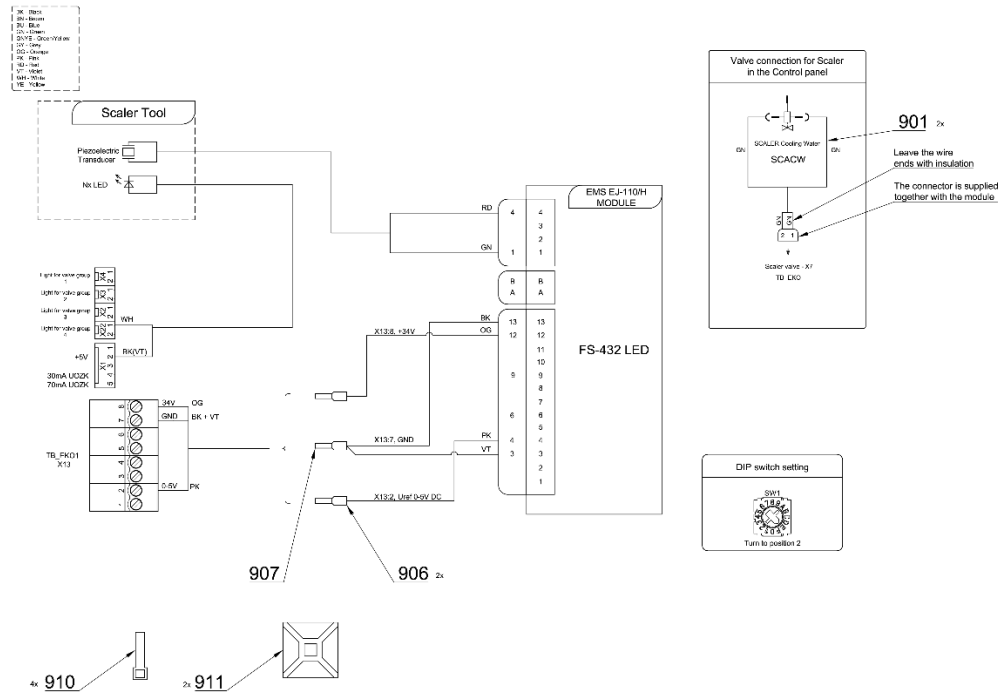
4.1 UOZK EMS FS-432 LED ACCESSORY – A657-800-001-0

Item No.	Product name	SP
A657-800-001-0_K-001	UOZK EMS FS-432 LED ACCESSORY	X



DETAIL OF ATTACHING THE HOSE TO THE DENTIST'S TABLE





Pos.	Item no.	Product name	QTY	Unit	SP
001	A653-150-020-0	ELM. VALVE SIRAI COMPLETE	1,00	PC.	X
002	V647.47-00-01	BASE UNDER SCALER	1,00	PC.	X
003	V600.3-00-19	SCREW 2	1,00	PC.	X
004	V600.3-00-20	NUT 2	1,00	PC.	X
005	V600.3-00-22	INSERT 2	1,00	PC.	X
006	V600.3-00-23.1	NUT 1	1,00	PC.	X
007	V400.01-01-40	LABEL TEXT		PC.	
008	V608.45-00-08	LOCK RING 1	3,00	PC.	X
010	ME336401.015	ADAPTER T210-1	1,00	PC.	X
011	ME321822.182	ADAPTER-8-TURBINE	1,00	PC.	X
012	ME309332.034	SCREW ST 2,9X16-C	2,00	PC.	X
013	ME309255.051	SCREW M 3X6	2,00	PC.	X
014	ME371418.027	SPACER POST.h=6,4mm SNAP-TYPE	4,00	PC.	X
015	ME321822.184	SENSOR BRACKET	1,00	PC.	X
016	V653-700-057-0	CAM 8	1,00	PC.	X
017	ME374415.036	MIKROSWITCH OMRON SS-5GL111-FT	1,00	PC.	X
018	ME311000.001	LOCK RING P 3,2 ZN	1,00	PC.	X
019	ME315000.038	TOOL HOLDER SPRING	1,00	PC.	X
020	ME307001.024	SCREW STP31 4.5x14 - H2	2,00	PC.	X
030	ME283367.120	UOZK EMS FS-432 LED		PC.	
021	ME283367.024	HOSE PUR 1,5/2,7 GREEN	0,20	m	X
901	ME374100.037	WIRE YV - GN	2,00	PC.	X
906	ME375000.010	INSULATED CRIMP FITTING -NITI 0,25x8 BU	2,00	PC.	
907	ME375000.003	INSULATED CRIMP FITTING -NITI 0,5X8WH	1,00	PC.	
910	ME397900.012	CABLE TIE CIMCO – 181361	4,00	PC.	
911	ME345711.034	CLAMP F0505 HC 101	2,00	PC.	

15/09/2022



Pos. 30 UOZK EMS FS-432 LED must be ordered separately.

Adjust the length of the tubes with respect to the position of the tool.

4.1.1 KIT UOZK EMS FS-432 LED – A657-999-024-0

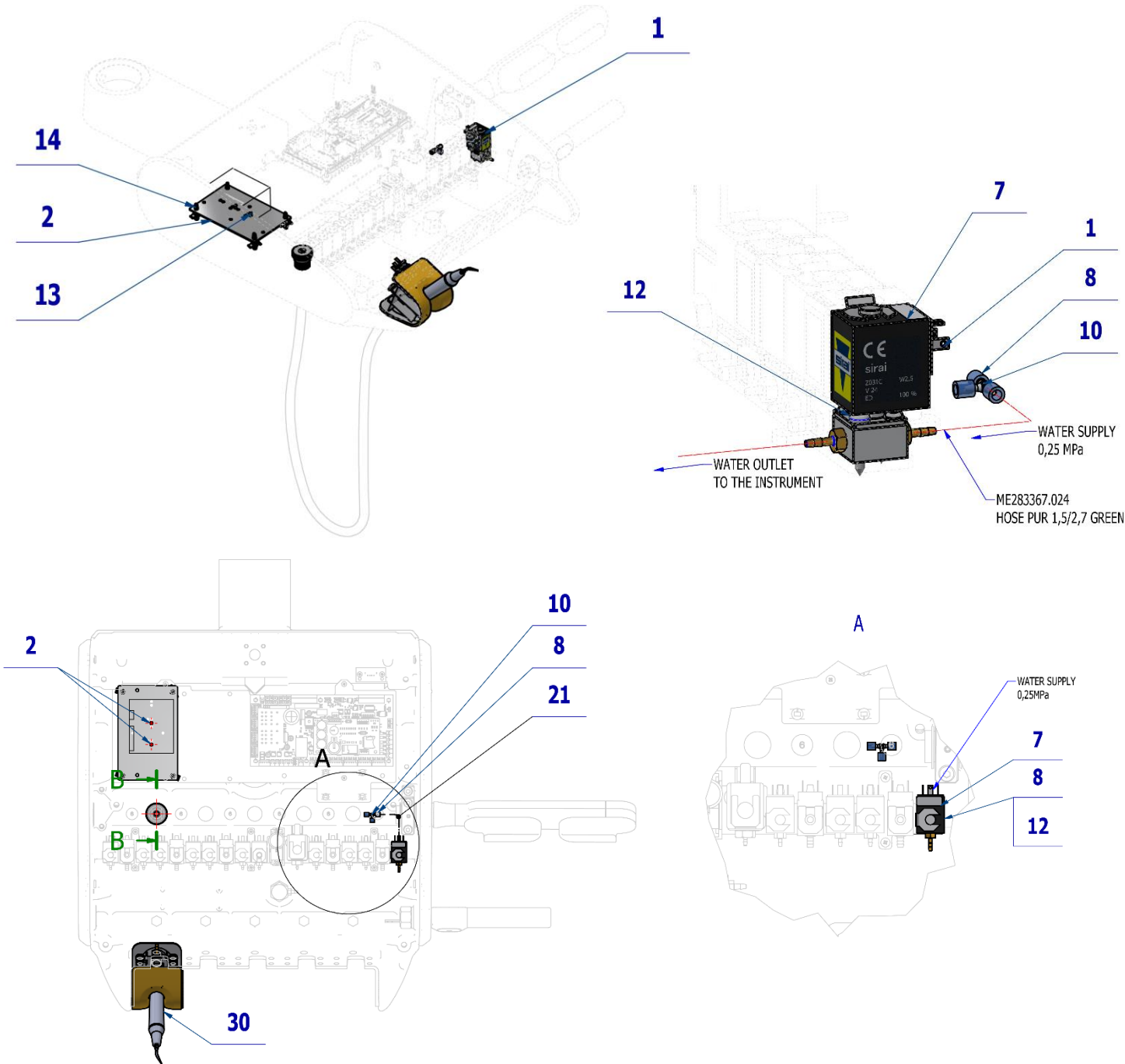
Item No.	Product name	SP
A657-999-024-0_K-001	KIT UOZK EMS FS-432 LED	X

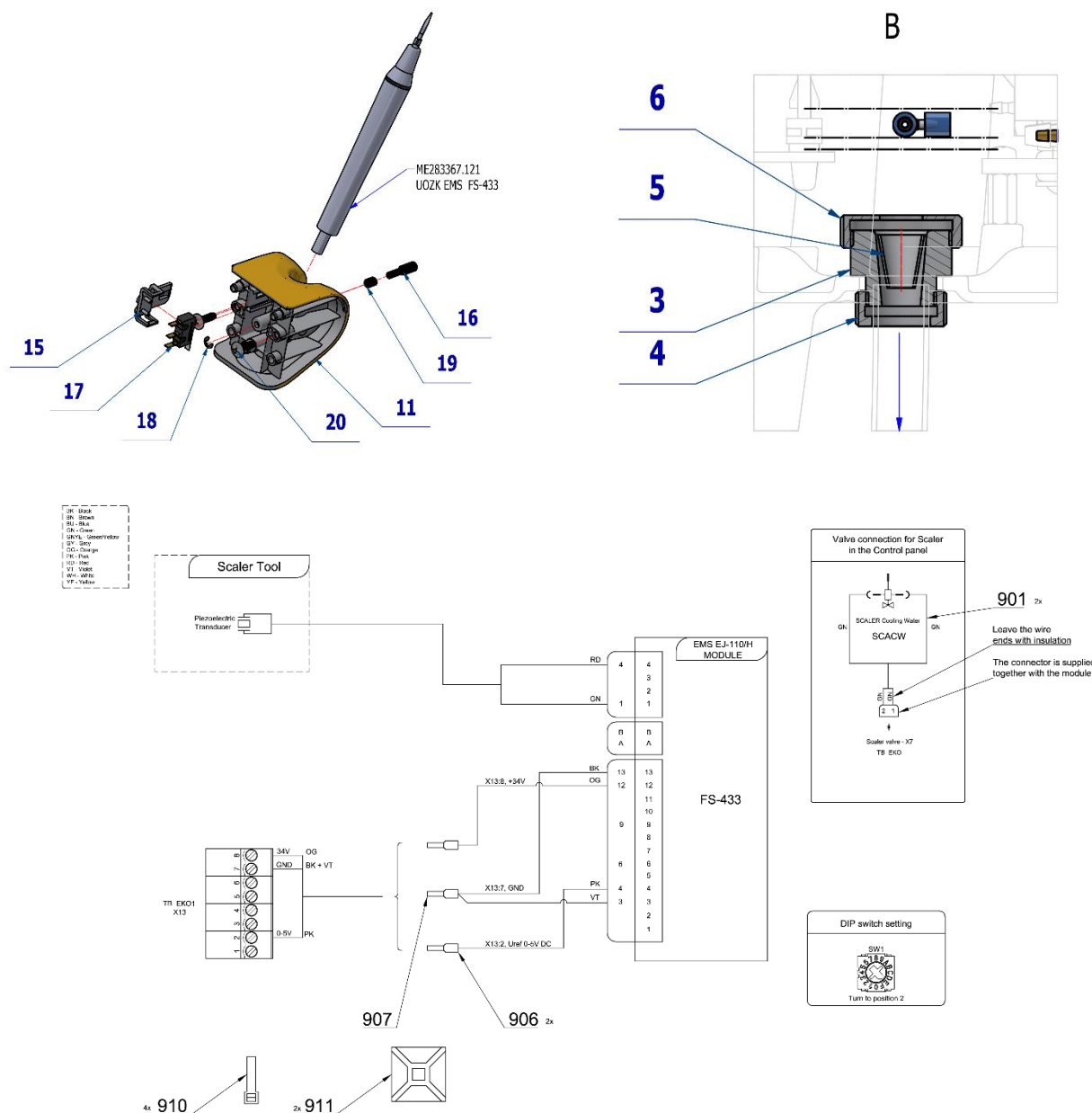
Pos.	Item no	Product name	QTY	Unit
001	A657-800-001-0	UOZK EMS FS-432 LED ACCESSORY	1.00	PC.
002	ME283367.120	UOZK EMS FS-432 LED	1.00	PC.

16/05/2023

4.2 UOZK EMS FS-433 ACCESSORY – A657-801-001-0

Item No.	Product name	SP
A657-801-001-0_K-001	UOZK EMS FS-433 ACCESSORY	X





Pos.	Item no.	Product name	QTY	Unit	SP
001	A653-150-020-0	ELM. VALVE SIRAI COMPLETE	1,00	PC.	X
002	V647.47-00-01	BASE UNDER SCALER	1,00	PC.	X
003	V600.3-00-19	SCREW 2	1,00	PC.	X
004	V600.3-00-20	NUT 2	1,00	PC.	X
005	V600.3-00-22	INSERT 2	1,00	PC.	X
006	V600.3-00-23.1	NUT 1	1,00	PC.	X
007	V400.01-01-40	LABEL TEXT		PC.	
008	V608.45-00-08	LOCK RING 1	3,00	PC.	X
010	ME336401.015	ADAPTER T210-1	1,00	PC.	X
011	ME321822.183	ADAPTER-9-UOZK	1,00	PC.	X
012	ME309332.034	SCREW ST 2,9X16-C	2,00	PC.	X
013	ME309255.051	SCREW M 3X6	2,00	PC.	X
014	ME371418.027	SPACER POST.h=6,4mm SNAP-TYPE	4,00	PC.	X
015	ME321822.184	SENSOR BRACKET	1,00	PC.	X
016	V653-700-058-0	CAM 9	1,00	PC.	X
017	ME374415.036	MICROSWITCH OMRON SS-5GL111-FT	1,00	PC.	X
018	ME311000.001	LOCK RING P 3,2 ZN	1,00	PC.	X
019	ME315000.038	TOOL HOLDER SPRING	1,00	PC.	X
020	ME307001.024	SCREW STP31 4.5x14 - H2	2,00	PC.	X

030	ME283367.121	UOZK EMS FS-433		PC.	
021	ME283367.024	HOSE PUR 1,5/2,7 GREEN	0,20	m	X
901	ME374100.037	WIRE YV - GN	2,00	PC.	X
906	ME375000.010	INSULATED CRIMP FITTING -NITI 0,25x8 BU	2,00	PC.	
907	ME375000.003	INSULATED CRIMP FITTING -NITI 0,5X8WH	1,00	PC.	
910	ME397900.012	CABLE TIE CIMCO – 181361	4,00	PC.	
911	ME345711.034	CLAMP F0505 HC 101	2,00	PC.	

01/07/2022



Pos. 30 UOZK EMS FS-433 must be ordered separately.

Adjust the length of the tubes with respect to the position of the tool.

4.2.1 KIT UOZK EMS FS-433– A657-999-021-0

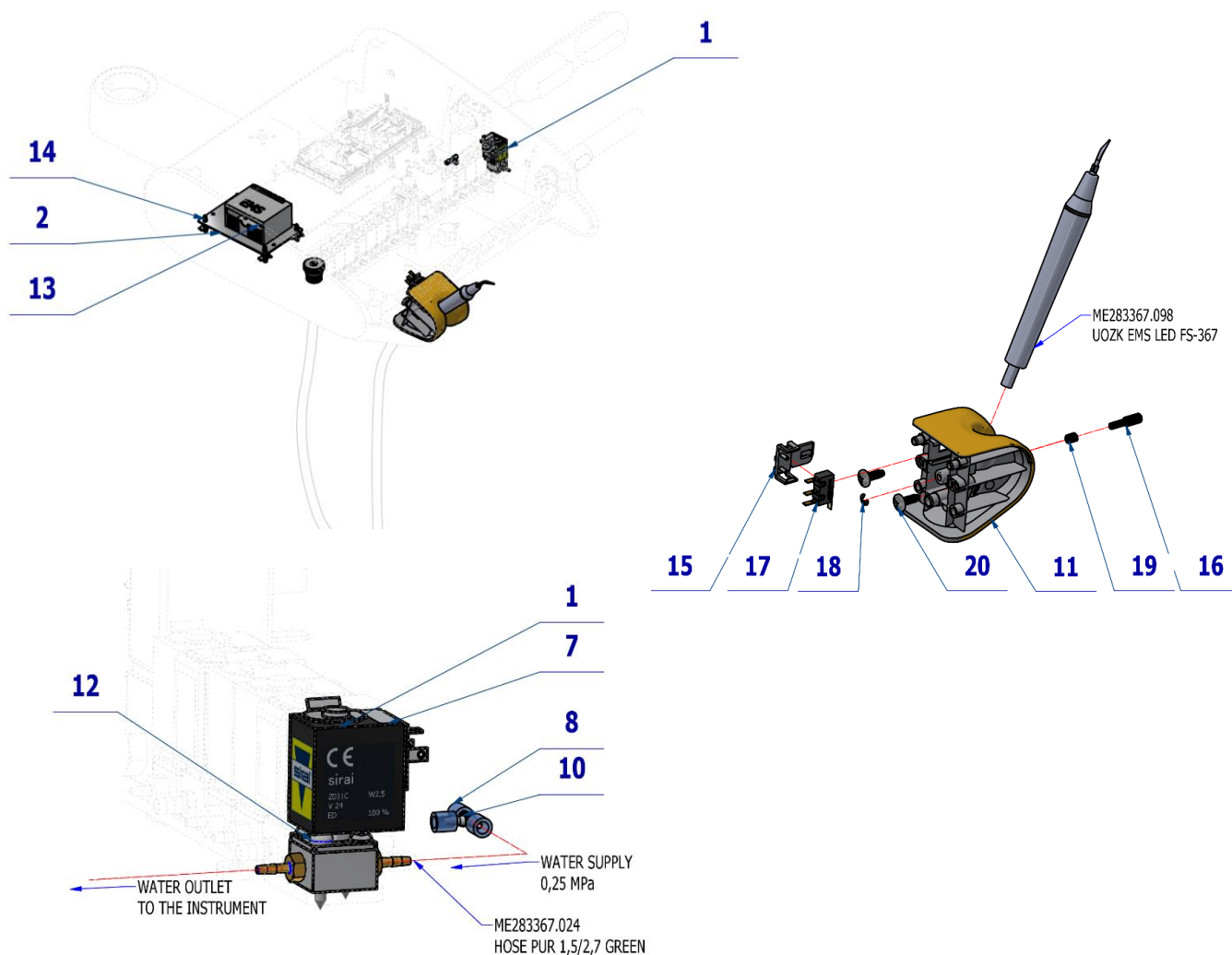
Item No.	Product name	SP
A657-999-021-0_K-001	KIT UOZK EMS FS-433	X

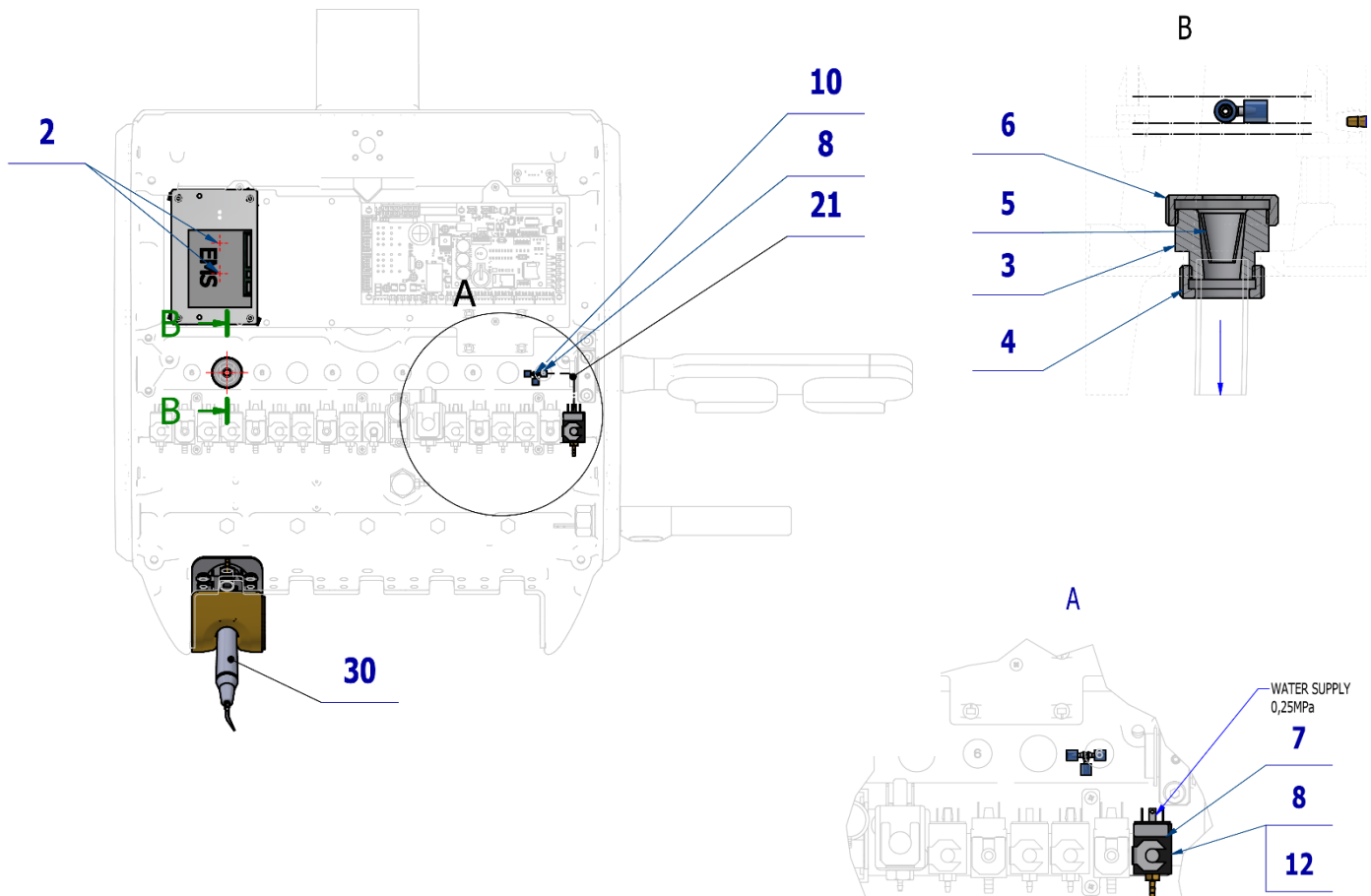
Pos.	Item no	Product name	QTY	Unit
001	A657-801-001-0	UOZK EMS FS-433 ACCESSORY	1.00	PC.
002	ME283367.121	UOZK EMS FS-433	1.00	PC.

16/05/2023

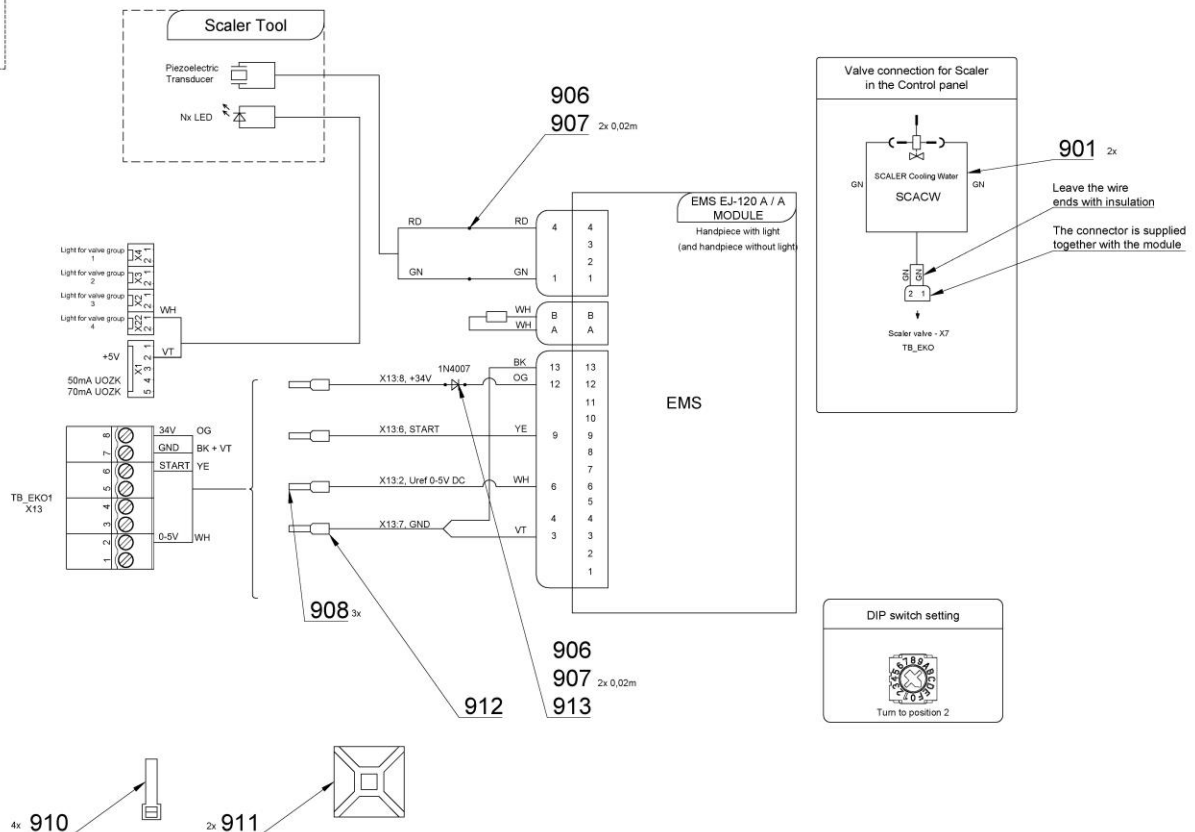
4.3 UOZK EMS LIGHT FS-367 ACCESSORY – A657-802-001-0

Item No.	Product name	SP
A657-802-001-0_K-001	UOZK EMS LIGHT FS-367 ACCESSORY	X





BK - Black
BN - Brown
BU - Blue
GN - Green
GYE - Green/Yellow
GY - Grey
OG - Orange
PK - Pink
RD - Red
VT - Violet
WH - White
YE - Yellow



Pos.	Item no.	Product name	QTY	Unit	SP
001	A653-150-020-0	ELM. VALVE SIRAI COMPLETE	1,00	PC.	X
021	ME283367.024	HOSE PUR 1,5/2,7 GREEN	0,30	m	X
002	V647.47-00-01	BASE UNDER SCALER	1,00	PC.	X
003	V600.3-00-19	SCREW 2	1,00	PC.	X
004	V600.3-00-20	NUT 2	1,00	PC.	X
005	V600.3-00-22	INSERT 2	1,00	PC.	X
006	V600.3-00-23.1	NUT 1	1,00	PC.	X
007	V400.01-01-40	LABEL TEXT		PC.	
008	V608.45-00-08	LOCK RING 1	3,00	PC.	X
010	ME336401.015	ADAPTER T210-1	1,00	PC.	X
011	ME321822.183	ADAPTER-9-UOZK	1,00	PC.	X
012	ME309332.034	SCREW ST 2,9X16-C	2,00	PC.	X
013	ME309255.051	SCREW M 3X6	2,00	PC.	X
014	ME371418.027	SPACER POST.h=6,4mm SNAP-TYPE	4,00	PC.	X
015	ME321822.184	SENSOR BRACKET	1,00	PC.	X
016	V653-700-058-0	CAM 9	1,00	PC.	X
017	ME374415.036	MICROSWITCH OMRON SS-5GL111-FT	1,00	PC.	X
018	ME311000.001	LOCK RING P 3,2 ZN	1,00	PC.	X
019	ME315000.038	TOOL HOLDER SPRING	1,00	PC.	X
020	ME307001.024	SCREW STP31 4.5x14 - H2	2,00	PC.	X
030	ME283367.098	UOZK EMS FS-367 LED		PC.	
901	ME374100.037	WIRE YV - GN	2,00	PC.	X
907	ME243422.010	SHRING-FIT INSUL.SLEEVE. P 2,1 BLACK	0,10	M	
910	ME397900.012	CABLE TIE CIMCO – 181361	4,00	PC.	
911	ME345711.034	CLAMP F0505 HC 101	2,00	PC.	
908	ME375000.010	INSULATED CRIMP FITTING -NITI 0,25x8 BU	4,00	PC.	
912	ME375000.003	INSULATED CRIMP FITTING -NITI 0,5X8WH	1,00	PC.	
913	ME372000.020	DIODE 1N 4007 1A/1000V	1,00	PC.	

01/07/2022

Pos. **30** UOZK EMS FS-367 LED must be ordered separately.

Adjust the length of the tubes with respect to the position of the tool.

4.3.1 KIT UOZK EMS LIGHT FS-367– A657-999-025-0

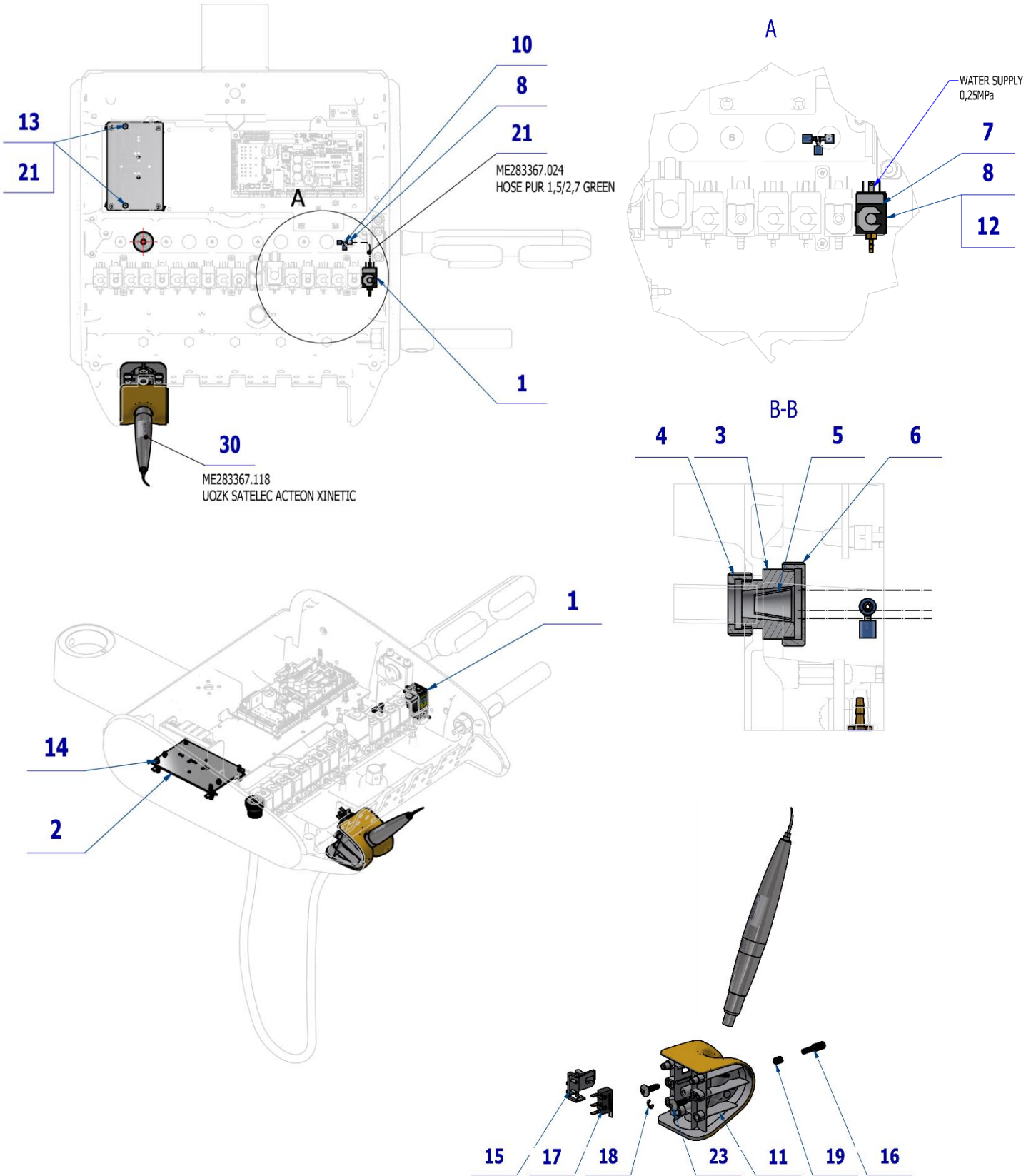
Item No.	Product name	SP
A657-999-025-0_K-001	KIT UOZK EMS LIGHT FS-367	X

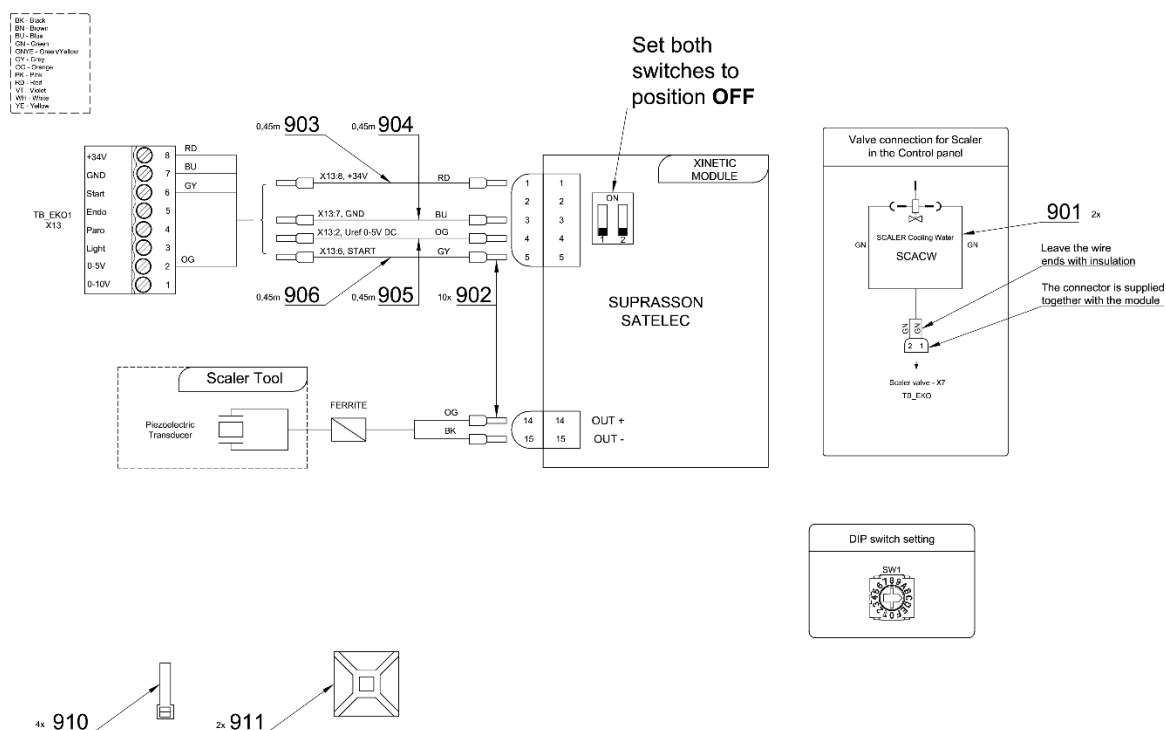
Pos.	Item no	Product name	QTY	Unit
001	A657-802-001-0	UOZK EMS LIGHT FS-367 ACCESSORY	1.00	PC.
002	ME283367.098	UOZK EMS FS-367 LED	1.00	PC.

16/05/2023

4.4 UOZK SATELEC ACTEON XINETIC ACCESSORY – A657-810-001-0

Item No.	Product name	SP
A657-810-001-0_K-001	UOZK SATELEC ACTEON XINETIC ACCESSORY	X





Pos.	Item no.	Product name	QTY	Unit	SP
001	A653-150-020-0	ELM. VALVE SIRAI COMPLETE	1,00	PC.	X
002	V647.47-00-01	BASE UNDER SCALER	1,00	PC.	X
003	V600.3-00-19	SCREW 2	1,00	PC.	X
004	V600.3-00-20	NUT 2	1,00	PC.	X
005	V600.3-00-22	INSERT 2	1,00	PC.	X
006	V600.3-00-23.1	NUT 1	1,00	PC.	X
007	V400.01-01-40	LABEL TEXT		PC.	
008	V608.45-00-08	LOCK RING 1	3,00	PC.	X
010	ME336401.015	ADAPTER T210-1	1,00	PC.	X
011	ME321822.179	ADAPTER-5	1,00	PC.	X
012	ME309332.034	SCREW ST 2,9X16-C	2,00	PC.	X
013	ME309255.036	SCREW M 3X8	2,00	PC.	X
014	ME371418.027	SPACER POST.h=6,4mm SNAP-TYPE	4,00	PC.	X
015	ME321822.184	SENSOR BRACKET	1,00	PC.	X
016	V653-700-057-0	CAM 8	1,00	PC.	X
017	ME374415.036	MICROSWITCH OMRON SS-5GL111-FT	1,00	PC.	
018	ME311000.001	LOCK RING P 3,2 ZN	1,00	PC.	X
019	ME315000.038	TOOL HOLDER SPRING	1,00	PC.	X
023	ME307001.024	SCREW STP31 4.5x14 - H2	2,00	PC.	X
021	ME311210.019	NUT M 3	2,00	PC.	X
022	ME283367.024	HOSE PUR 1,5/2,7 GREEN	0,20	m	X
030	ME283367.118	UOZK SATELEC ACTEON XINETIC		PC.	
901	ME374100.037	WIRE YV - GN	2,00	PC.	
902	ME375000.010	INSULATED CRIMP FITTING -NITI 0,25x8 BU	10,00	PC.	
903	ME341419.006	WIRE LIY 0,25 RD - 4126104S	0,45	M	X
904	ME341419.002	WIRE LIY 0,25 BU - 4126002S	0,45	M	X
905	ME341419.016	WIRE LIY 0,25 OG	0,45	M	X
906	ME341419.008	WIRE LIY 0,25 GY - 4126106S	0,45	M	
910	ME397900.012	CABLE TIE CIMCO - 181361	4,00	PC.	
911	ME345711.034	CLAMP F0505 HC 101	2,00	PC.	

24/08/2022



Pos. 30 UOZK SATELEC ACTEON XINETIC must be ordered separately.

Adjust the length of the tubes with respect to the position of the tool.

4.4.1 KIT UOZK SATELEC ACTEON XINETIC– A657-999-022-0

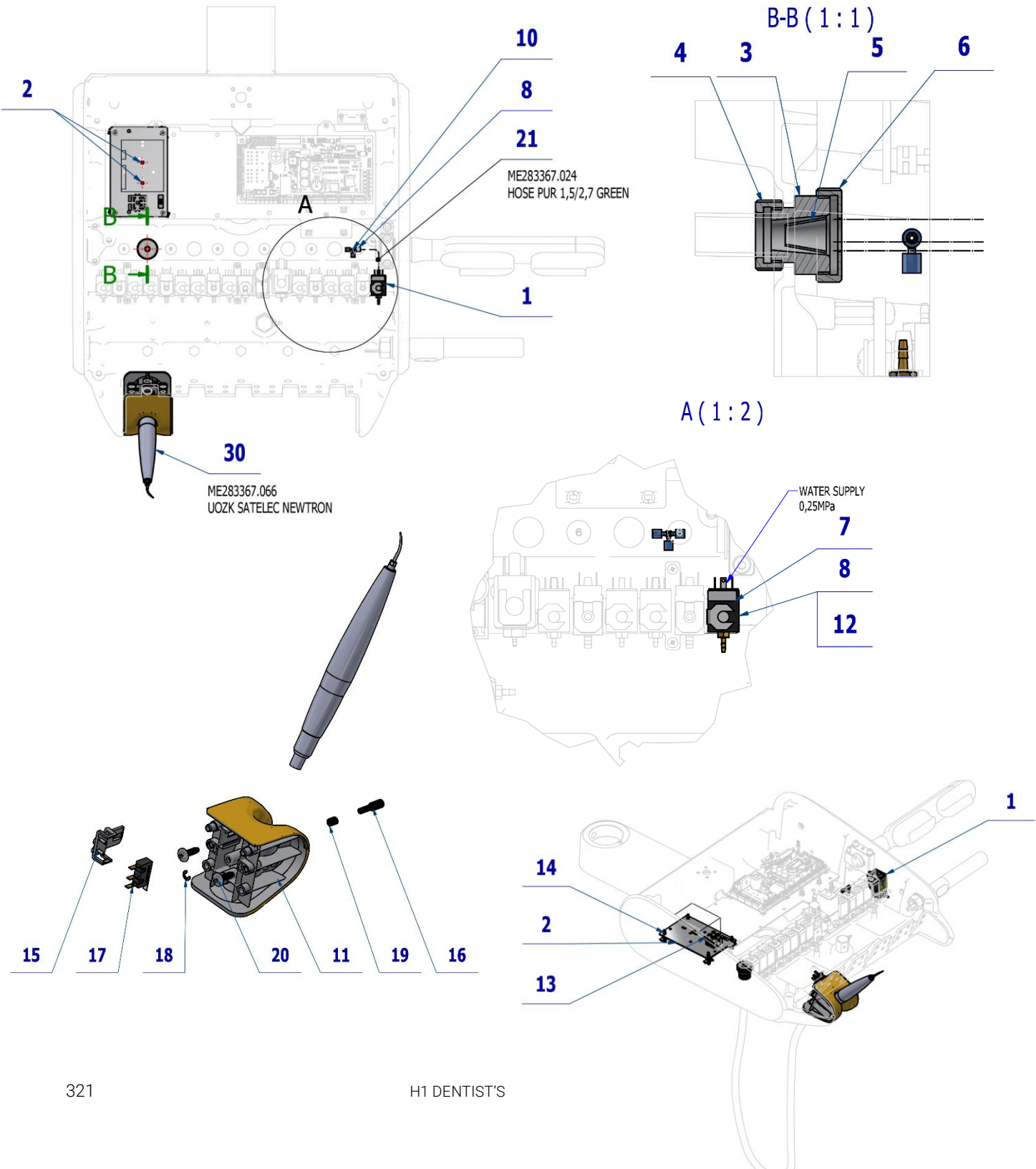
Item No.	Product name	SP
A657-999-022-0_K-001	KIT UOZK SATELEC ACTEON XINETIC	X

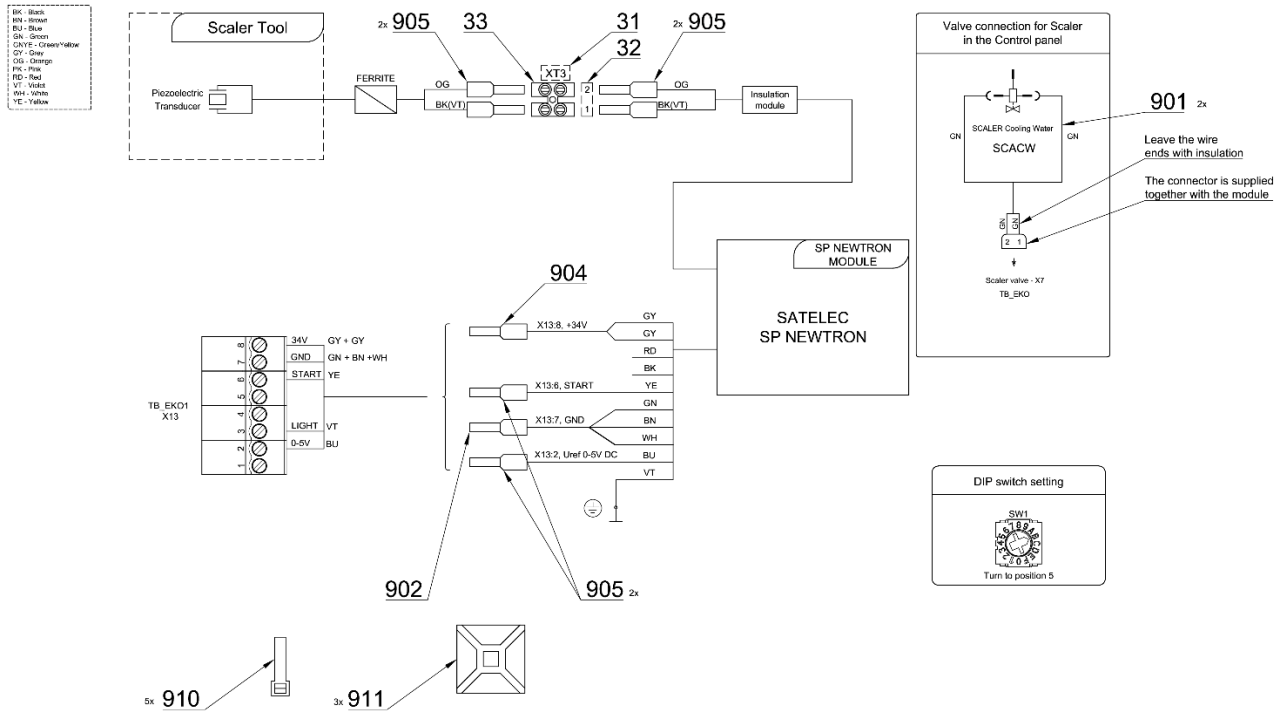
Pos.	Item no	Product name	QTY	Unit
001	A657-810-001-0	UOZK SATELEC ACTEON XINETIC ACCESSORY	1.00	PC.
002	ME283367.118	UOZK SATELEC ACTEON XINETIC	1.00	PC.

16/05/2023

4.5 UOZK SATELEC NEWTRON ACCESSORY – A657-811-001-0

Item No.	Product name	SP
A657-811-001-0_K-001	UOZK SATELEC NEWTRON ACCESSORY	X





Pos.	Item no.	Product name	QTY	Unit	SP
001	A653-150-020-0	ELM. VALVE SIRAI COMPLETE	1,00	PC.	X
002	V647.47-00-01	BASE UNDER SCALER	1,00	PC.	X
003	V600.3-00-19	SCREW 2	1,00	PC.	X
004	V600.3-00-20	NUT 2	1,00	PC.	X
005	V618.47-00-03	INSERT 2	1,00	PC.	X
006	V600.3-00-23.1	NUT 1	1,00	PC.	X
007	V400.01-01-40	LABEL TEXT		PC.	
008	V608.45-00-08	LOCK RING 1	3,00	PC.	X
010	ME336401.015	ADAPTER T210-1	1,00	PC.	X
011	ME321822.179	ADAPTER-5	1,00	PC.	X
012	ME309332.034	SCREW ST 2,9X16-C	2,00	PC.	X
013	ME309255.051	SCREW M 3X6	2,00	PC.	X
014	ME371418.027	SPACER POST.h=6,4mm SNAP-TYPE	4,00	PC.	X
015	ME321822.184	SENSOR BRACKET	1,00	PC.	X
016	V653-700-057-0	CAM 8	1,00	PC.	X
017	ME374415.036	MICROSWITCH OMRON SS-5GL111-FT	1,00	PC.	X
018	ME311000.001	LOCK RING P 3,2 ZN	1,00	PC.	X
019	ME315000.038	TOOL HOLDER SPRING	1,00	PC.	X
020	ME307001.024	SCREW STP31 4.5x14 - H2	2,00	PC.	X
021	ME283367.024	HOSE PUR 1,5/2,7 GREEN	0,20	m	
030	ME283367.066	UOZK SATELEC NEWTRON		PC.	
031	V400.01-00-49	LABEL XT3		PC.	
032	ME735000.169	LABEL 4-602.2-90-23	1,00	PC.	
033	ME345621.012	TERMINAL STRIP M 093CS	1,00	PC.	
901	ME374100.037	WIRE YV - GN	2,00	PC.	X
902	ME375000.002	INSULATED CRIMP FITTING -NITI 0,75X8GY	1,00	PC.	
904	ME375000.003	INSULATED CRIMP FITTING -NITI 0,5X8WH	1,00	PC.	
905	ME375000.010	INSULATED CRIMP FITTING -NITI 0,25x8 BU	6,00	PC.	
910	ME397900.012	CABLE TIE CIMCO – 181361	5,00	PC.	
911	ME345711.034	CLAMP F0505 HC 101	3,00	PC.	

14/07/2022



Pos. 30 UOZK SATELEC NEWTRON must be ordered separately.

Adjust the length of the tubes with respect to the position of the tool.

4.5.1 KIT UOZK SATELEC NEWTRON – A657-999-026-0

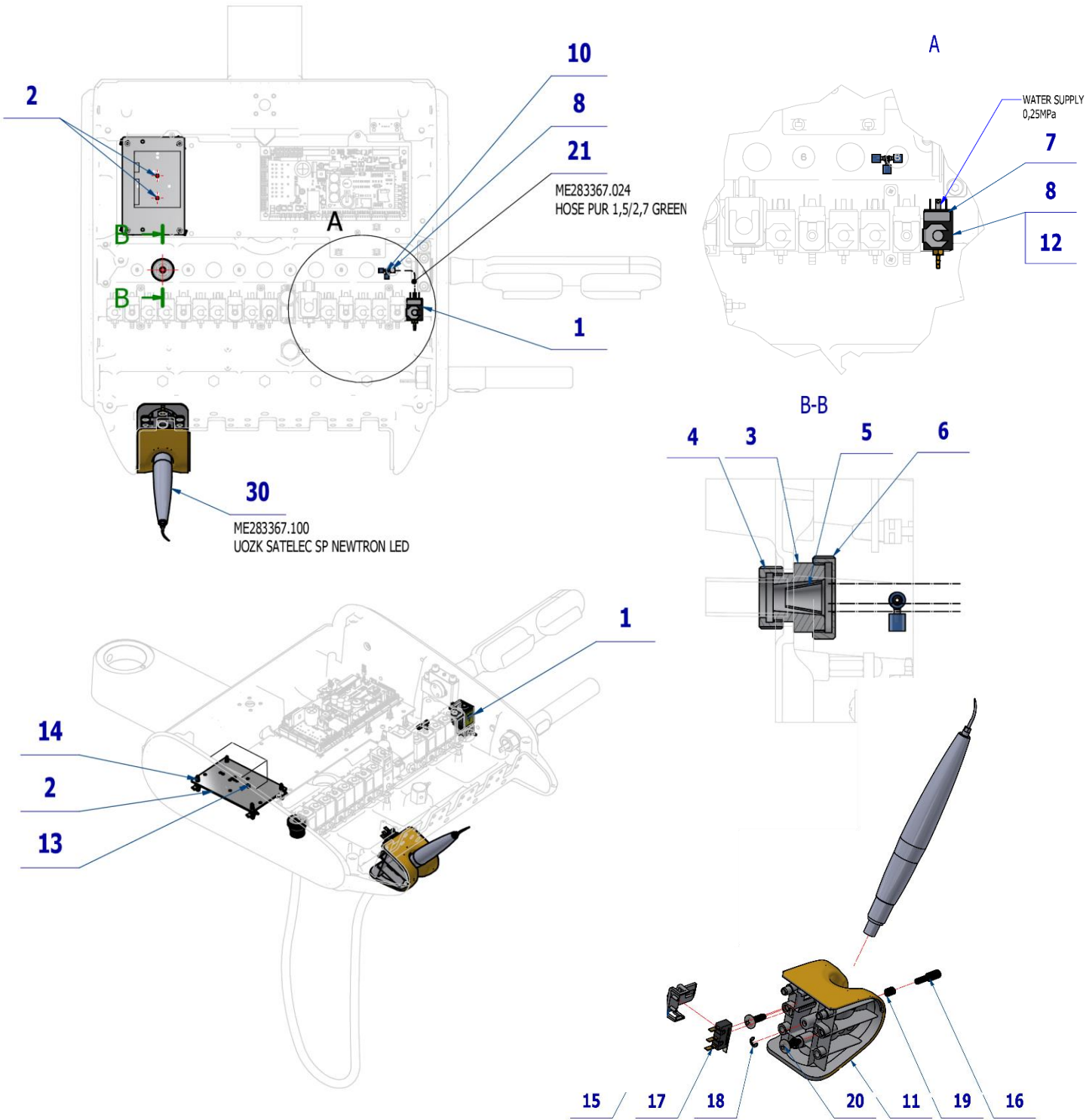
Item No.	Product name	SP
A657-999-026-0_K-001	KIT UOZK SATELEC NEWTRON	X

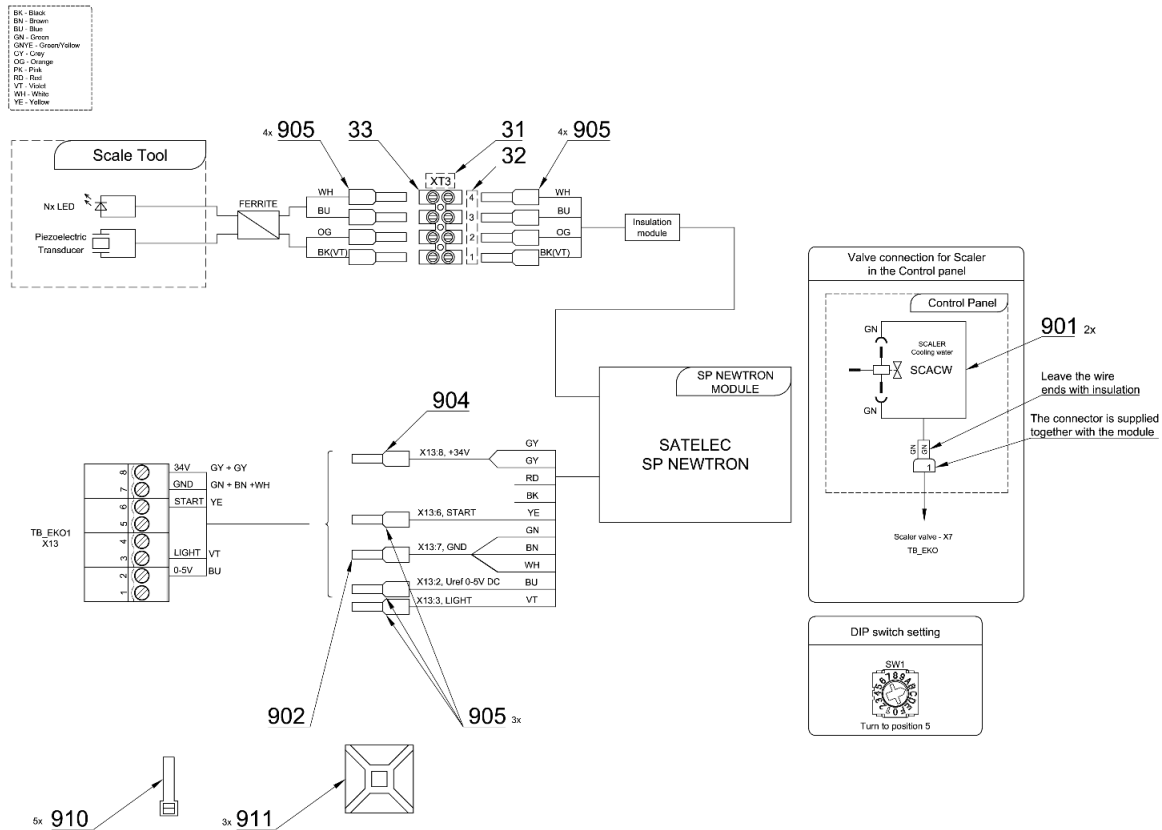
Pos.	Item no	Product name	QTY	Unit
001	A657-811-001-0	UOZK SATELEC NEWTRON ACCESSORY	1.00	PC.
002	ME283367.066	UOZK SATELEC NEWTRON	1.00	PC.

16/05/2023

4.6 UOZK SATELEC NEWTRON LED ACCESSORY – A657-812-001-0

Item No.	Product name	SP
A657-812-001-0_K-001	UOZK SATELEC NEWTRON LED ACCESSORY	X





Pos.	Item no.	Product name	QTY	Unit	SP
001	A653-150-020-0	ELM. VALVE SIRAI COMPLETE	1,00	PC.	X
002	V647.47-00-01	BASE UNDER SCALER	1,00	PC.	X
003	V600.3-00-19	SCREW 2	1,00	PC.	X
004	V600.3-00-20	NUT 2	1,00	PC.	X
005	V600.3-00-22	INSERT 2	1,00	PC.	X
006	V600.3-00-23.1	NUT 1	1,00	PC.	X
007	V400.01-01-40	LABEL TEXT		PC.	
008	V608.45-00-08	LOCK RING 1	3,00	PC.	X
010	ME336401.015	ADAPTER T210-1	1,00	PC.	X
011	ME321822.179	ADAPTER-5	1,00	PC.	X
012	ME309332.034	SCREW ST 2,9X16-C	2,00	PC.	X
013	ME309255.051	SCREW M 3X6	2,00	PC.	X
014	ME371418.027	SPACER POST.h=6,4mm SNAP-TYPE	4,00	PC.	X
015	ME321822.184	SENSOR BRACKET	1,00	PC.	X
016	V653-700-057-0	CAM 8	1,00	PC.	
017	ME374415.036	MICROSWITCH OMRON SS-5GL111-FT	1,00	PC.	X
018	ME311000.001	LOCK RING P 3,2 ZN	1,00	PC.	X
019	ME315000.038	TOOL HOLDER SPRING	1,00	PC.	X
020	ME307001.024	SCREW STP31 4.5x14 - H2	2,00	PC.	X
030	ME283367.100	UOZK SATELEC SP NEWTRON LED		PC.	
021	ME283367.024	HOSE PUR 1,5/2,7 GREEN	0,20	m	
901	ME374100.037	WIRE YV - GN	2,00	PC.	X
905	ME375000.010	INSULATED CRIMP FITTING -NITI 0,25x8 BU	11,00	PC.	
904	ME375000.003	INSULATED CRIMP FITTING -NITI 0,5X8WH	1,00	PC.	
902	ME375000.002	INSULATED CRIMP FITTING -NITI 0,75X8GY	1,00	PC.	
910	ME397900.012	CABLE TIE CIMCO – 181361	5,00	PC.	
911	ME345711.034	CLAMP F0505 HC 101	3,00	PC.	

14/07/2022



Pos. 30 UOZK SATELEC SP NEWTRON LED must be ordered separately.

Adjust the length of the tubes with respect to the position of the tool.

4.6.1 KIT UOZK SATELEC NEWTRON LED – A657-999-027-0

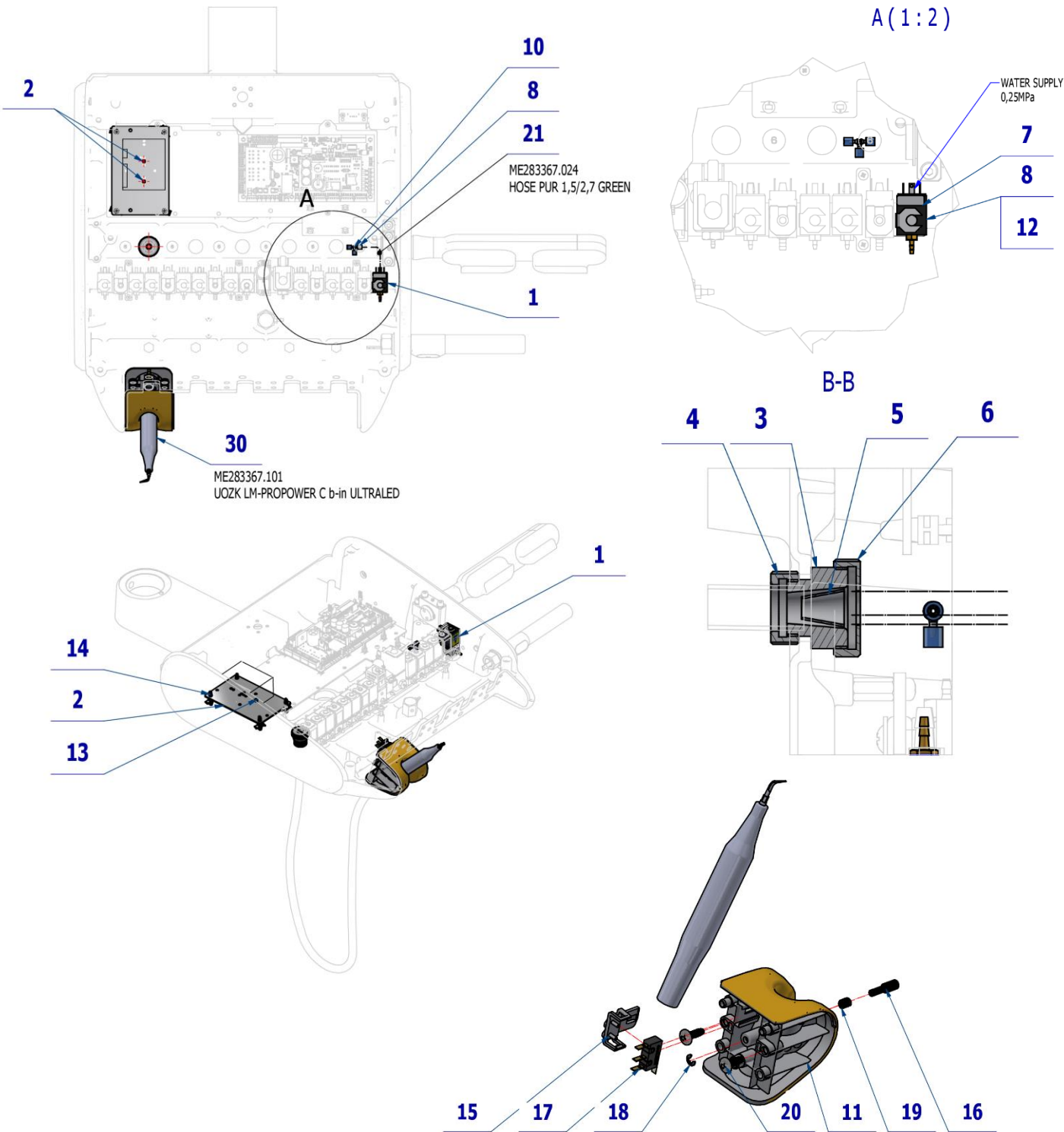
Item No.	Product name	SP
A657-999-027-0_K-001	KIT UOZK SATELEC NEWTRON LED	X

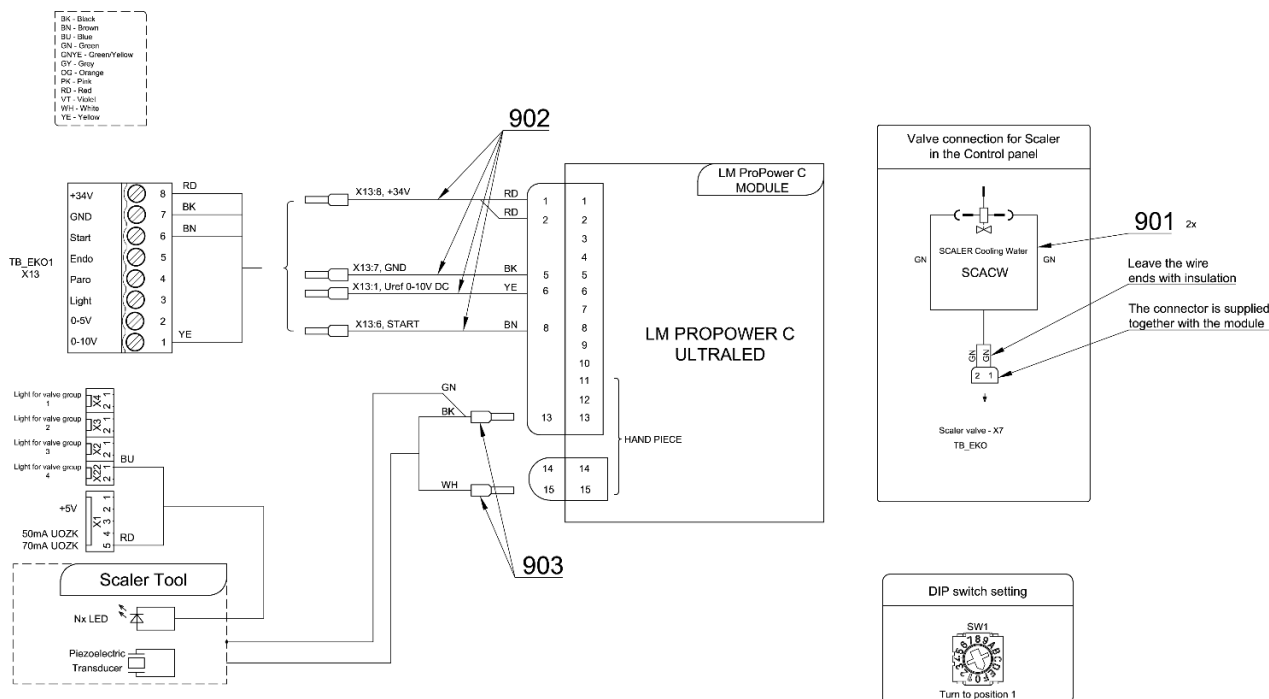
Pos.	Item no	Product name	QTY	Unit
001	A657-812-001-0	UOZK SATELEC NEWTRON LED ACCESSORY	1.00	PC.
002	ME283367.100	UOZK SATELEC SP NEWTRON LED	1.00	PC.

16/05/2023

4.7 UOZK LM PROPOWER C ULTRALED ACCESSORY – A657-820-001-0

Item No.	Product name	SP
A657-820-001-0_K-001	UOZK LM PROPOWER C ULTRALED ACCESSORY	X





Pos.	Item no.	Product name	QTY	Unit	SP
001	A653-150-020-0	ELM. VALVE SIRAI COMPLETE	1,00	PC.	X
002	V647.47-00-01	BASE UNDER SCALER	1,00	PC.	X
003	V600.3-00-19	SCREW 2	1,00	PC.	X
004	V600.3-00-20	NUT 2	1,00	PC.	X
005	V600.3-00-22	INSERT 2	1,00	PC.	X
006	V600.3-00-23.1	NUT 1	1,00	PC.	X
007	V400.01-01-40	LABEL TEXT		PC.	
008	V608.45-00-08	LOCK RING 1	3,00	PC.	X
010	ME336401.015	ADAPTER T210-1	1,00	PC.	X
011	ME321822.179	ADAPTER-5	1,00	PC.	X
012	ME309332.034	SCREW ST 2,9X16-C	2,00	PC.	X
013	ME309255.051	SCREW M 3X6	2,00	PC.	X
014	ME371418.027	SPACER POST.h=6,4mm SNAP-TYPE	4,00	PC.	X
015	ME321822.184	SENSOR BRACKET	1,00	PC.	X
016	V653-700-057-0	CAM 8	1,00	PC.	X
017	ME374415.036	MICROSWITCH OMRON SS-5GL111-FT	1,00	PC.	X
018	ME311000.001	LOCK RING P 3,2 ZN	1,00	PC.	X
019	ME315000.038	TOOL HOLDER SPRING	1,00	PC.	X
020	ME307001.024	SCREW STP31 4.5x14 - H2	2,00	PC.	X
021	ME283367.024	HOSE PUR 1,5/2,7 GREEN	0,20	m	X
030	ME283367.101	UOZK LM-PROPOWER C b-in ULTRALED		PC.	
901	ME374100.037	WIRE YV - GN	2,00	PC.	X
902	A653-220-901-0	WIRE LM - ASSEMBLY	1,00	PC.	X
903	ME375000.010	INSULATED CRIMP FITTING -NITI 0,25x8 BU	2,00	PC.	
910	ME397900.012	CABLE TIE CIMCO – 181361	4,00	PC.	
911	ME345711.034	CLAMP F0505 HC 101	2,00	PC.	



Pos. **30** UOZK LM-PROPOWER C b-in ULTRALED must be ordered separately.

Adjust the length of the tubes with respect to the position of the tool.

4.7.1 KIT UOZK LM PROPOWER C ULTRALED – A657-999-028-0

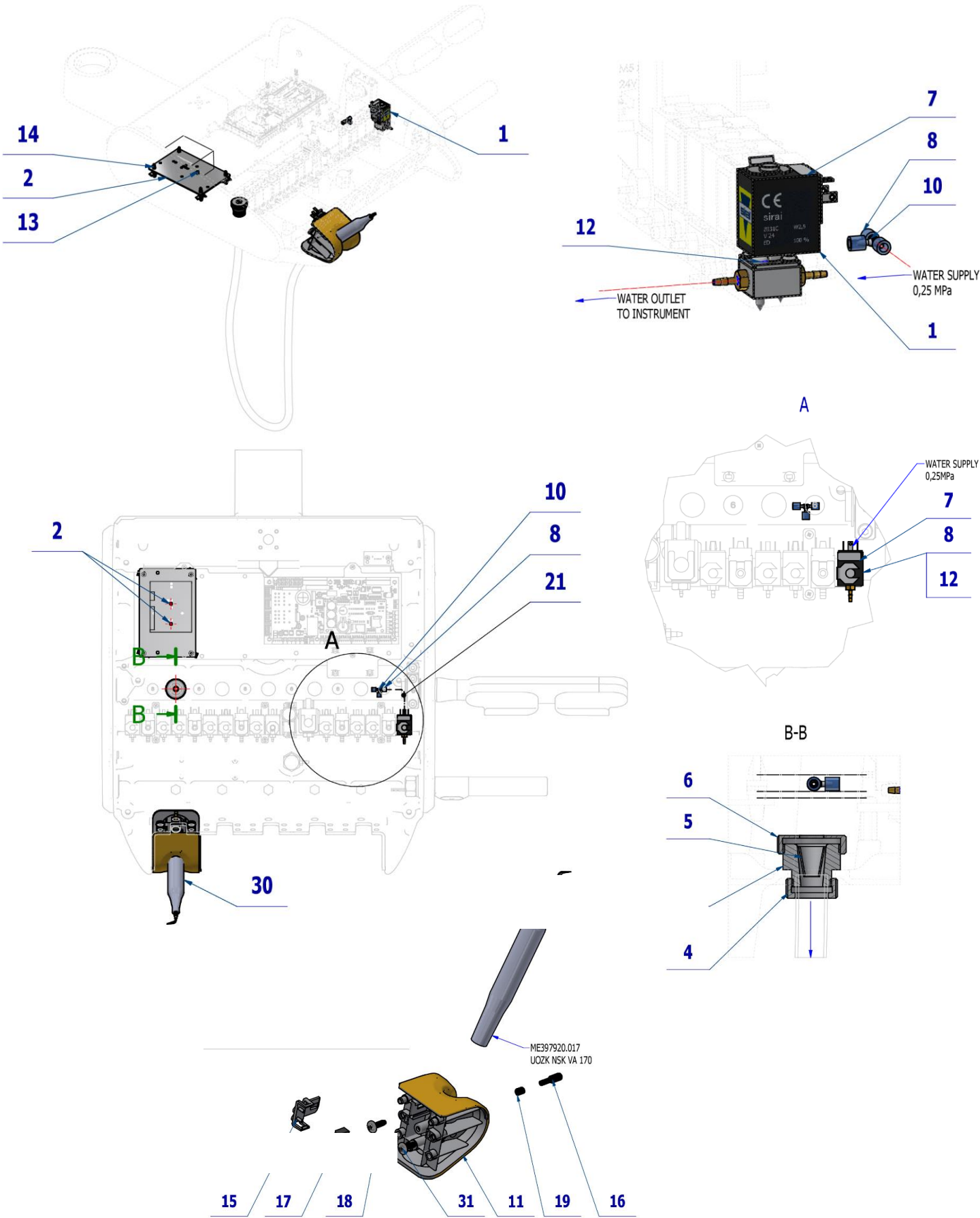
Item No.	Product name	SP
A657-999-028-0_K-001	KIT UOZK LM PROPOWER C ULTRALED	X

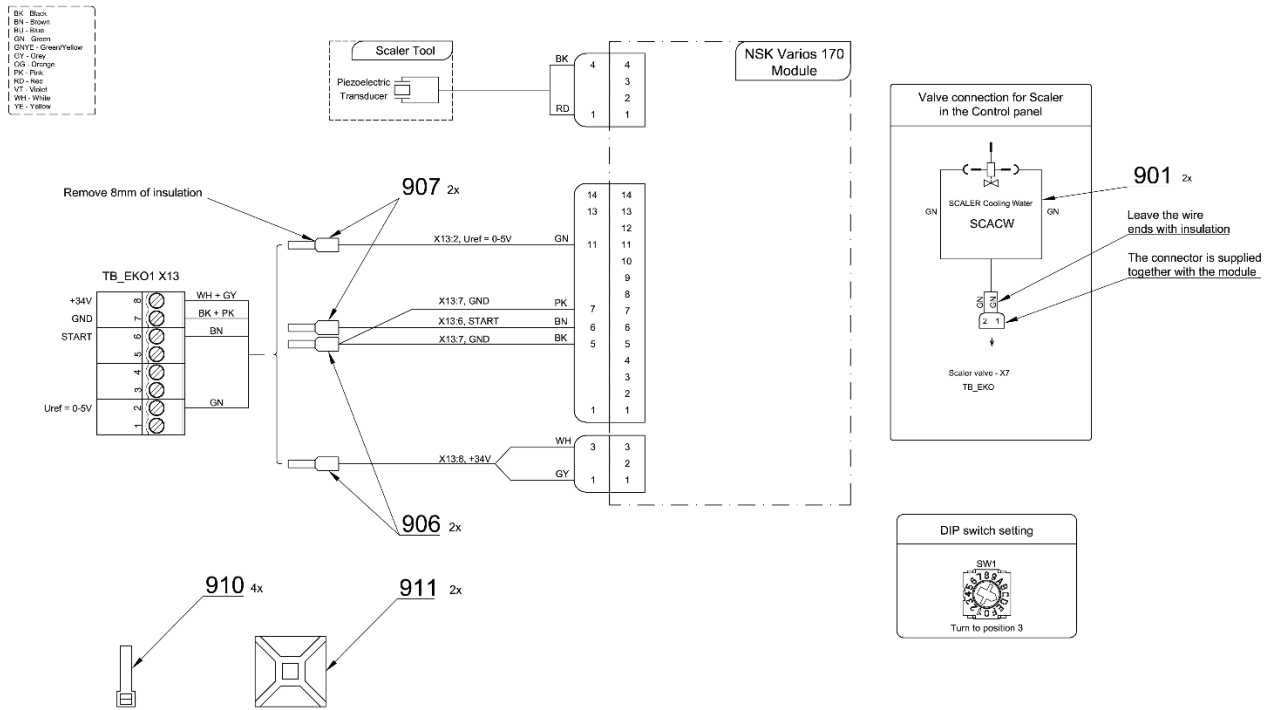
Pos.	Item no	Product name	QTY	Unit
001	A657-820-001-0	UOZK LM PROPOWER C ULTRALED ACCESSORY	1.00	PC.
002	ME283367.101	UOZK LM-PROPOWER C b-in ULTRALED	1.00	PC.

16/05/2023

4.8 UOZK NSK ACCESSORY – A657-830-001-0

Item No.	Product name	SP
A657-830-001-0_K-001	UOZK NSK ACCESSORY	X





Pos.	Item no.	Product name	QTY	Unit	SP
001	A653-150-020-0	ELM. VALVE SIRAI COMPLETE	1,00	PC.	X
002	V647.47-00-01	BASE UNDER SCALER	1,00	PC.	X
003	V600.3-00-19	SCREW 2	1,00	PC.	X
004	V600.3-00-20	NUT 2	1,00	PC.	X
005	V600.3-00-22	INSERT 2	1,00	PC.	X
006	V600.3-00-23.1	NUT 1	1,00	PC.	X
007	V400.01-01-40	LABEL TEXT		PC.	
008	V608.45-00-08	LOCK RING 1	3,00	PC.	X
010	ME336401.015	ADAPTER T210-1	1,00	PC.	X
011	ME321822.183	ADAPTER-9-UOZK	1,00	PC.	X
012	ME309332.034	SCREW ST 2,9X16-C	2,00	PC.	X
013	ME309255.051	SCREW M 3X6	2,00	PC.	X
014	ME371418.027	SPACER POST.h=6,4mm SNAP-TYPE	4,00	PC.	
015	ME321822.184	SENSOR BRACKET	1,00	PC.	X
016	V653-700-057-0	CAM 8	1,00	PC.	X
017	ME374415.036	MICROSWITCH OMRON SS-5GL111-FT	1,00	PC.	X
018	ME311000.001	LOCK RING P 3,2 ZN	1,00	PC.	X
019	ME315000.038	TOOL HOLDER SPRING	1,00	PC.	X
031	ME307001.024	SCREW STP31 4.5x14 - H2	2,00	PC.	X
032	ME397920.017	UOZK NSK VA 170		PC.	
021	ME283367.024	HOSE PUR 1,5/2,7 GREEN	0,20	m	X
901	ME374100.037	WIRE YV - GN	2,00	PC.	X
906	ME375000.003	INSULATED CRIMP FITTING -NITI 0,5X8WH	2,00	PC.	
907	ME375000.010	INSULATED CRIMP FITTING -NITI 0,25x8 BU	2,00	PC.	
910	ME397900.012	CABLE TIE CIMCO - 181361	4,00	PC.	
911	ME345711.034	CLAMP F0505 HC 101	2,00	PC.	

24/08/2022

Pos. **32** UOZK NSK VA 170 must be ordered separately.

Adjust the length of the tubes with respect to the position of the tool.

4.8.1 KIT UOZK NSK – A657-999-029-0

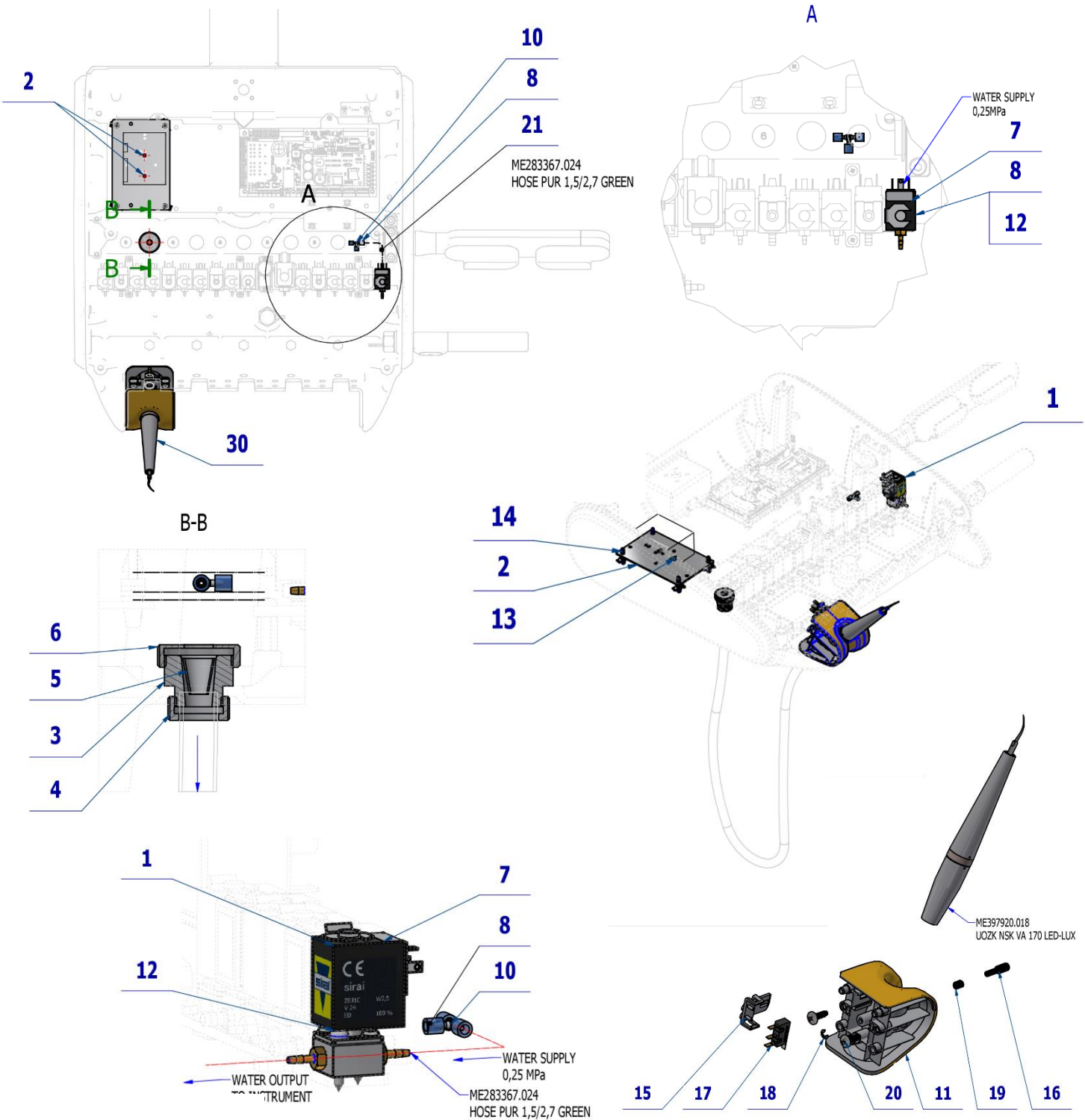
Item No.	Product name	SP
A657-999-029-0_K-001	KIT UOZK NSK	X

Pos.	Item no	Product name	QTY	Unit
001	A657-830-001-0	UOZK NSK ACCESSORY	1.00	PC.
002	ME397920.017	UOZK NSK VA 170	1.00	PC.

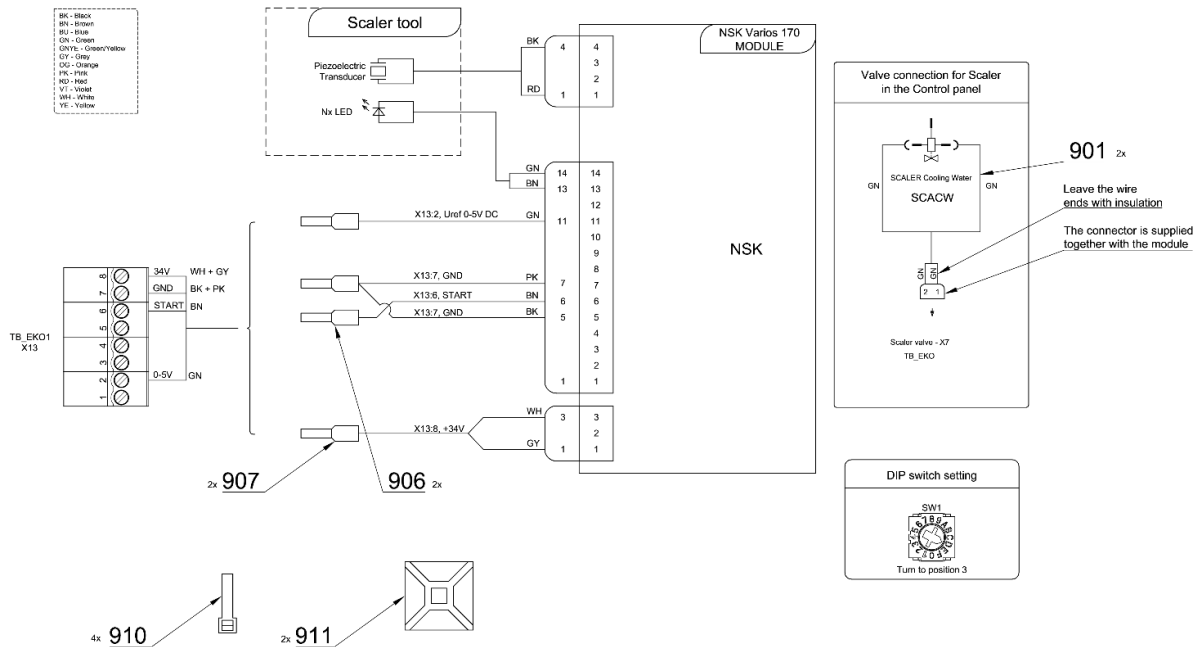
16/05/2023

4.9 UOZK NSK VA 170 LED-LUX ACCESSORY– A657-831-001-0

Item No.	Product name	SP
A657-831-001-0_K-001	UOZK NSK VA 170 LED-LUX ACCESSORY	X



H1 DENTIST'S CONTROL PANEL LOWER HOSE DELIVERY SYSTEM - ACCESSORY



Pos.	Item no.	Product name	QTY	Unit	SP
001	A653-150-020-0	ELM. VALVE SIRAI COMPLETE	1,00	PC.	X
901	ME374100.037	WIRE YV - GN	2,00	PC.	X
002	V647.47-00-01	BASE UNDER SCALER	1,00	PC.	X
003	V600.3-00-19	SCREW 2	1,00	PC.	X
004	V600.3-00-20	NUT 2	1,00	PC.	X
005	V600.3-00-22	INSERT 2	1,00	PC.	X
006	V600.3-00-23.1	NUT 1	1,00	PC.	X
007	V400.01-01-40	LABEL TEXT		PC.	
008	V608.45-00-08	LOCK RING 1	3,00	PC.	X
010	ME336401.015	ADAPTER T210-1	1,00	PC.	X
011	ME321822.179	ADAPTER-5	1,00	PC.	X
012	ME309332.034	SCREW ST 2,9X16-C	2,00	PC.	X
013	ME309255.051	SCREW M 3X6	2,00	PC.	X
014	ME371418.027	SPACER POST.h=6,4mm SNAP-TYPE	4,00	PC.	
015	ME321822.184	SENSOR BRACKET	1,00	PC.	X
016	V653-700-057-0	CAM 8	1,00	PC.	X
017	ME374415.036	MICROSWITCH OMRON SS-5GL111-FT	1,00	PC.	X
018	ME311000.001	LOCK RING P 3,2 ZN	1,00	PC.	X
019	ME315000.038	TOOL HOLDER SPRING	1,00	PC.	X
020	ME307001.024	SCREW STP31 4.5x14 - H2	2,00	PC.	X
030	ME397920.018	UOZK NSK VA 170 LED-LUX		PC.	
021	ME283367.024	HOSE PUR 1,5/2,7 GREEN	0,20	m	X
906	ME375000.003	INSULATED CRIMP FITTING -NITI 0,5X8WH	2,00	PC.	
907	ME375000.010	INSULATED CRIMP FITTING -NITI 0,25x8 BU	2,00	PC.	
910	ME397900.012	CABLE TIE CIMCO - 181361	4,00	PC.	
911	ME345711.034	CLAMP F0505 HC 101	2,00	PC.	

14/07/2022



Pos. 30 UOZK NSK VA 170 LED-LUX must be ordered separately.

Adjust the length of the tubes with respect to the position of the tool.

4.9.1 KIT UOZK NSK VA 170 LED-LUX – A657-999-030-0

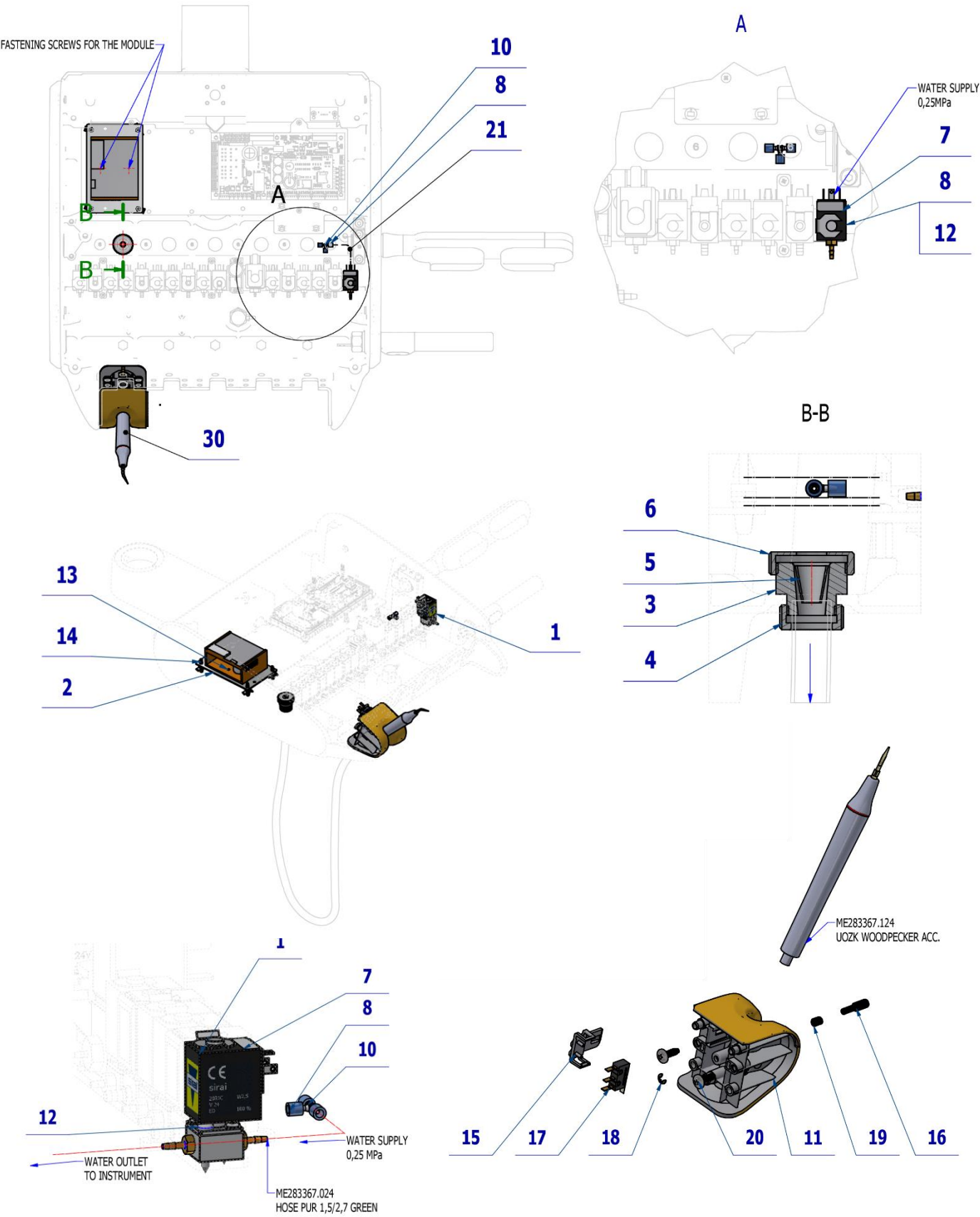
Item No.	Product name	SP
A657-999-030-0_K-001	KIT UOZK NSK VA 170 LED-LUX	X

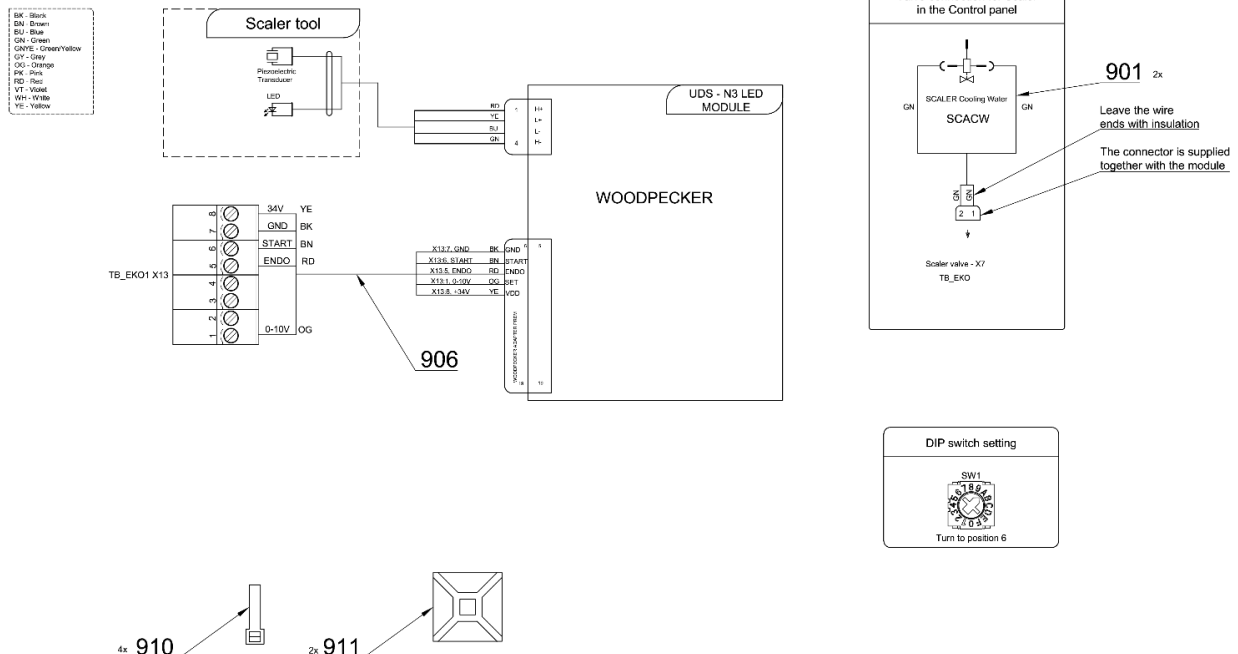
Pos.	Item no	Product name	QTY	Unit
001	A657-831-001-0	UOZK NSK VA 170 LED-LUX ACCESSORY	1.00	PC.
002	ME397920.018	UOZK NSK VA 170 LED-LUX	1.00	PC.

16/05/2023

4.10 UOZK WOODPECKER ACCESSORY – A657-840-001-0

Item No.	Product name	SP
A657-840-001-0_K-001	UOZK WOODPECKER ACCESSORY	X





Pos.	Item no.	Product name	QTY	Unit	SP
001	A653-150-020-0	ELM. VALVE SIRAI COMPLETE	1,00	PC.	X
002	V647.47-00-01	BASE UNDER SCALER	1,00	PC.	X
003	V600.3-00-19	SCREW 2	1,00	PC.	X
004	V600.3-00-20	NUT 2	1,00	PC.	X
005	V600.3-00-22	INSERT 2	1,00	PC.	X
006	V600.3-00-23.1	NUT 1	1,00	PC.	X
007	V400.01-01-40	LABEL TEXT		PC.	
008	V608.45-00-08	LOCK RING 1	3,00	PC.	X
010	ME336401.015	ADAPTER T210-1	1,00	PC.	X
011	ME321822.185	ADAPTER-10	1,00	PC.	X
012	ME309332.034	SCREW ST 2,9X16-C	2,00	PC.	X
013	ME309255.051	SCREW M 3X6	2,00	PC.	X
014	ME371418.027	SPACER POST.h=6,4mm SNAP-TYPE	4,00	PC.	
015	ME321822.184	SENSOR BRACKET	1,00	PC.	
016	V653-700-058-0	CAM 9	1,00	PC.	X
017	ME374415.036	MICROSWITCH OMRON SS-5GL111-FT	1,00	PC.	X
018	ME311000.001	LOCK RING P 3,2 ZN	1,00	PC.	X
019	ME315000.038	TOOL HOLDER SPRING	1,00	PC.	
020	ME307001.024	SCREW STP31 4.5x14 - H2	2,00	PC.	X
030	ME283367.124	UOZK WOODPECKER UDS-N3 LED		PC.	
901	ME374100.037	WIRE YV - GN	2,00	PC.	X
906	ME374000.508	WOODPECKER ADAPTER GREAT	1,00	PC.	X
910	ME397900.012	CABLE TIE CIMCO - 181361	4,00	PC.	
911	ME345711.034	CLAMP F0505 HC 101	2,00	PC.	
021	ME283367.024	HOSE PUR 1,5/2,7 GREEN	0,30	m	

PZ_23_037_OS_07/09/2023

Pos. **30** UOZK WOODPECKER UDS-N3 LED must be ordered separately.

Adjust the length of the tubes with respect to the position of the tool.

4.10.1 KIT UOZK WOODPECKER – A657-999-023-0

Item No.	Product name	SP
A657-999-023-0_K-001	KIT UOZK WOODPECKER	X

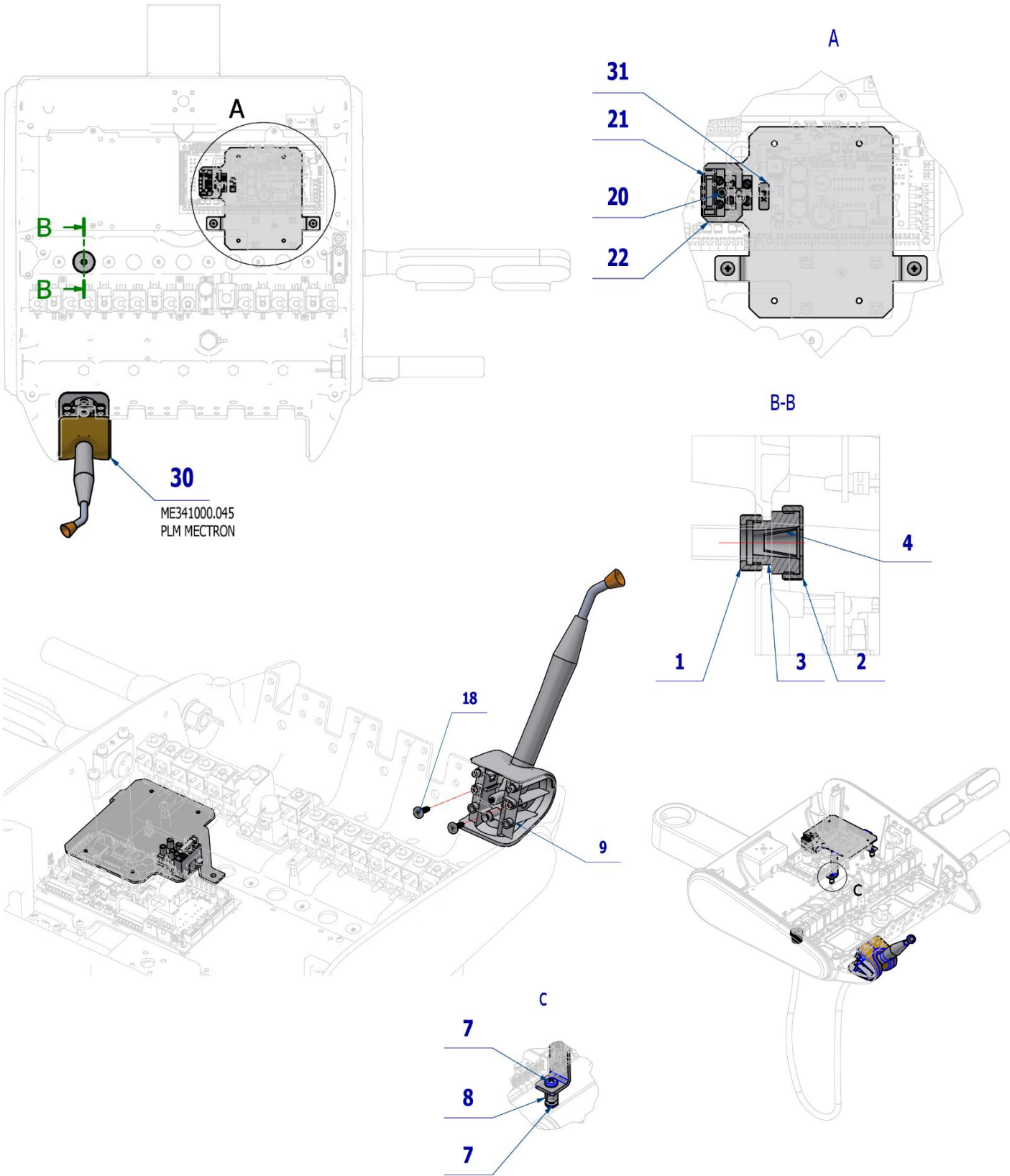
Pos.	Item no	Product name	QTY	Unit
001	A657-840-001-0	UOZK WOODPECKER ACCESSORY	1.00	PC.
002	ME283367.124	UOZK WOODPECKER UDS-N3 LED	1.00	PC.

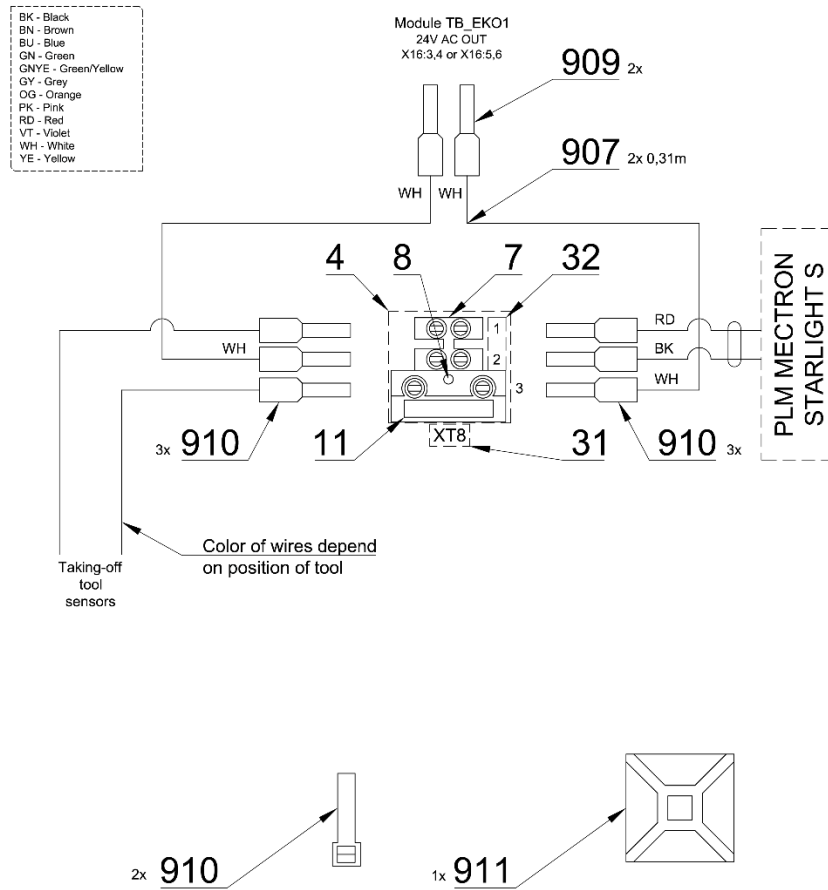
16/05/2023

5 PLM MONITEX, MECTRON

5.1 PLM MECTRON IN CP ACCESSORY – A657-880-001-0

Item No.	Product name	SP
A657-880-001-0_K-001	PLM MECTRON IN CP ACCESSORY	X





Pos.	Item no.	Product name	QTY	Unit	SP
001	V600.3-00-20	NUT 2	1,00	PC.	X
002	V600.3-00-23.1	NUT 1	1,00	PC.	X
003	V600.3-00-19	SCREW 2	1,00	PC.	X
004	V600.3-00-22	INSERT 2	1,00	PC.	X
005	V653-150-005-1	MINILIGHT PLATE	1,00	PC.	X
007	ME309255.073	SCREW M 4X6	4,00	PC.	X
008	ME371418.012	SPACER POST M4X10mm	2,00	PC.	X
009	ME321822.182	ADAPTER-8-TURBINE	1,00	PC.	X
018	ME307001.024	SCREW STP31 4.5x14 - H2	2,00	PC.	X
019	ME345621.010	TERMINAL STRIP WITH FUSE CM 1035	1,00	PC.	
020	ME309255.077	SCREW M 3X18	1,00	PC.	X
021	ME371814.057	FUSE 5X20 T 315 mA	1,00	PC.	
022	V653-280-002-0	WASHER	1,00	PC.	X
030	ME341000.045	PLM MECTRON STARLIGHT S		PC.	
031	V400.01-00-54	LABEL XT8		PC.	
032	ME735000.169	LABEL 4-602.2-90-23	1,00	PC.	
907	ME341419.007	WIRE LiY 0,25 WH - 4126105S	0,62	M	X
909	ME375000.006	INSULATED CRIMP FITTING -NITI 2X0,5X8,8WH	2,00	PC.	
910	ME375000.010	INSULATED CRIMP FITTING -NITI 0,25x8 BU	6,00	PC.	
913	ME397900.012	CABLE TIE CIMCO – 181361	2,00	PC.	
914	ME345711.034	CLAMP F0505 HC 101	1,00	PC.	

PZ_22_172_10/01/2023

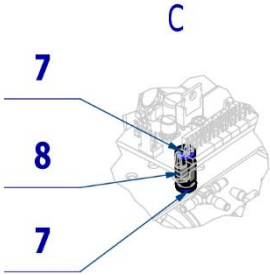
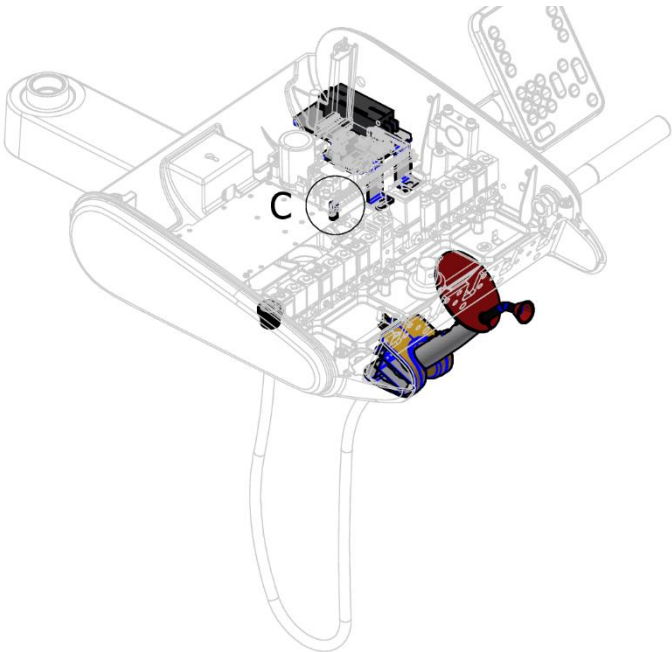
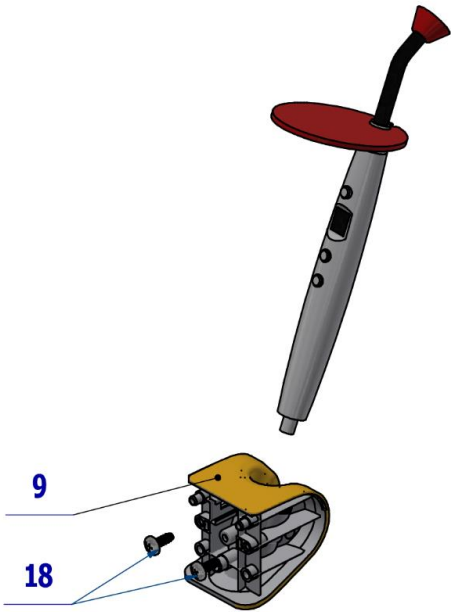
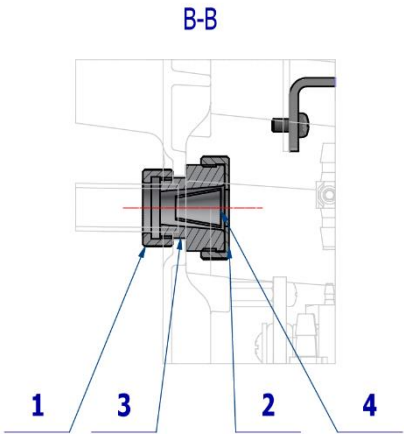
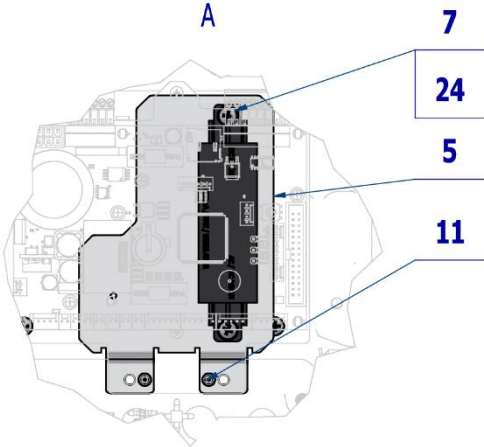
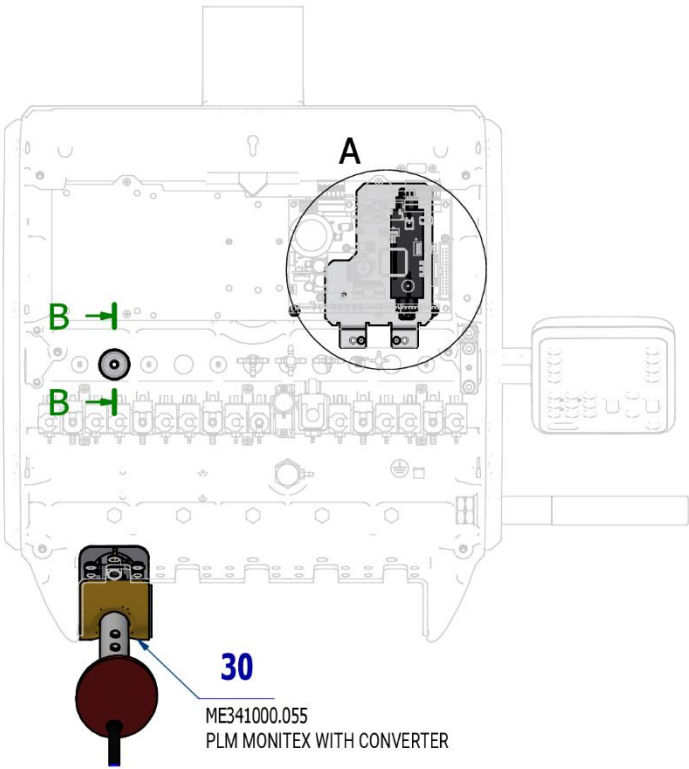


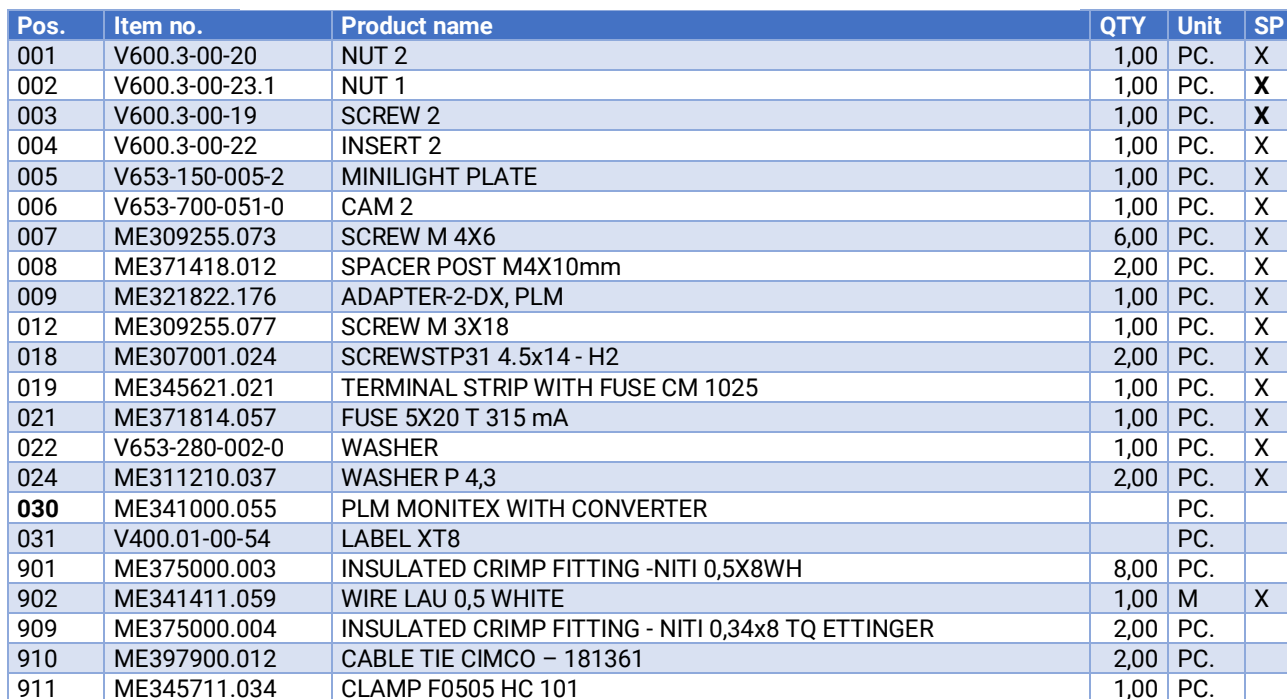
Pos. 30 PLM MECTRON STARLIGHT S must be ordered separately.

Adjust the length of the tubes with respect to the position of the tool.

5.2 PLM MONITEX IN CP ACCESSORY – A657-881-001-0

Item No.	Product name	SP
A657-881-001-0_K-001	PLM MONITEX IN CP ACCESSORY	X



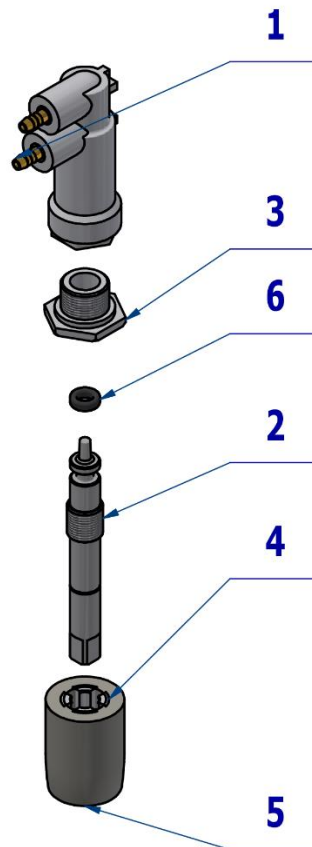


Adjust the length of the tubes with respect to the position of the tool.

6 WATER REGULATOR

6.1 WATER REGULATOR FOR INSTRUMENTS – A657-150-004-0

Item No.	Product name	SP
A657-150-004-0_K-001	WATER REGULATOR FOR INSTRUMENTS	X



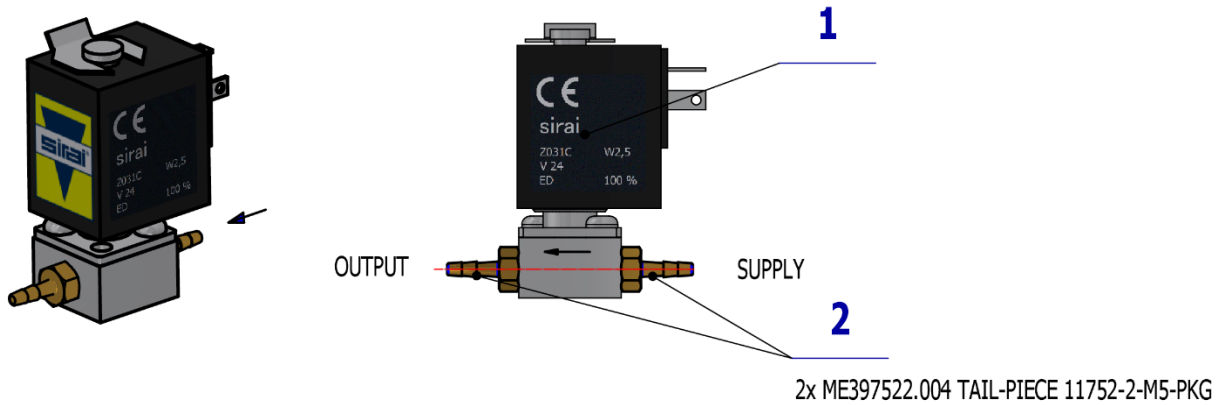
Pos.	Item no.	Product name	QTY	Unit	SP
001	V622.28-80-10	BODY FULL	1,00	PC.	X
002	V622.28-80-02	NEEDLE	1,00	PC.	X
003	ME397252.060	SCREW	1,00	PC.	X
004	ME397252.061	REDUCTION	1,00	PC.	X
005	ME397252.062	BUTTON	1,00	PC.	X
006	ME273111.130	O RING P 2,5x1,5 NBR70	1,00	PC.	X

01/07/2022

7 VALVES

7.1 ELM. VALVE SIRAI COMPLETE – A653-150-020-0

Item No.	Product name	SP
A653-150-020-0	ELM. VALVE SIRAI COMPLETE	X



Pos.	Item no.	Product name	QTY	Unit	SP
001	ME405658.018	VALVE V 165V06 ZE30C	1,00	PC.	X
002	ME397522.004	TAIL-PIECE 11752-2-M5-PKG	2,00	PC.	X

PZ_22_014_14/03/2022

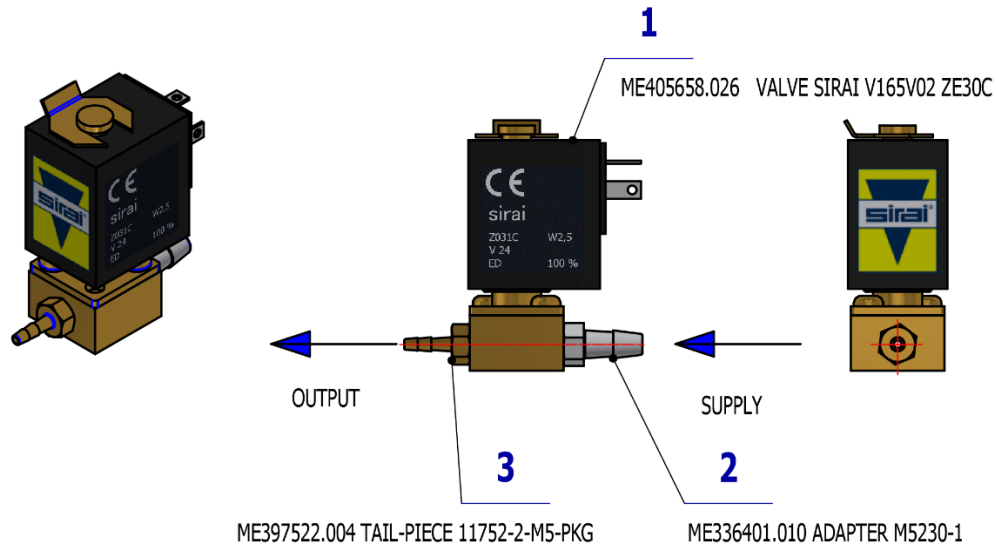


ELM. VALVE SIRAI COMPLETE – A653-150-020-0 is used in:

ACC. HYGIENE FOR SYRINGE IN CP – A657-762-001-0
 ACC. TURBINES WITH LIGHT AND NON-LIGHT HOSE - A657-770-001-0
 ACC. MICROMOTORS DX AND DX BLUE – A657-780-001-0
 ACC. MICROMOTORS DX PRO AND DX PRO BLUE – A657-781-001-0
 UOZK EMS FS-432 LED ACCESSORY – A657-800-001-0
 UOZK EMS FS-433 ACCESSORY – A657-801-001-0
 UOZK EMS LIGHT FS-367 ACCESSORY – A657-802-001-0
 UOZK SATELEC ACTEON XINETIC ACCESSORY – A657-810-001-0
 UOZK SATELEC NEWTRON ACCESSORY – A657-811-001-0
 UOZK SATELEC NEWTRON LED ACCESSORY – A657-812-001-0
 UOZK LM PROPOWER C ULTRALED ACCESSORY – A657-820-001-0
 UOZK NSK ACCESSORY – A657-830-001-0
 UOZK NSK VA 170 LED-LUX – A657-831-001-0
 UOZK WOODPECKER ACCESSORY – A657-840-001-0

7.2 ELM. VALVE SIRAI 1 COMPLETE – A653-150-022-0

Item No.	Product name	SP
A653-150-022-0	ELM. VALVE SIRAI 1 COMPLETE	X



Pos.	Item no.	Product name	QTY	Unit	SP
001	ME405658.026	VALVE SIRAI V165V02 ZE30C	1,00	PC.	X
002	ME336401.010	ADAPTER M5230-1	1,00	PC.	X
003	ME397522.004	TAIL-PIECE 11752-2-M5-PKG	1,00	PC.	X

PZ_22_014_14/03/2022

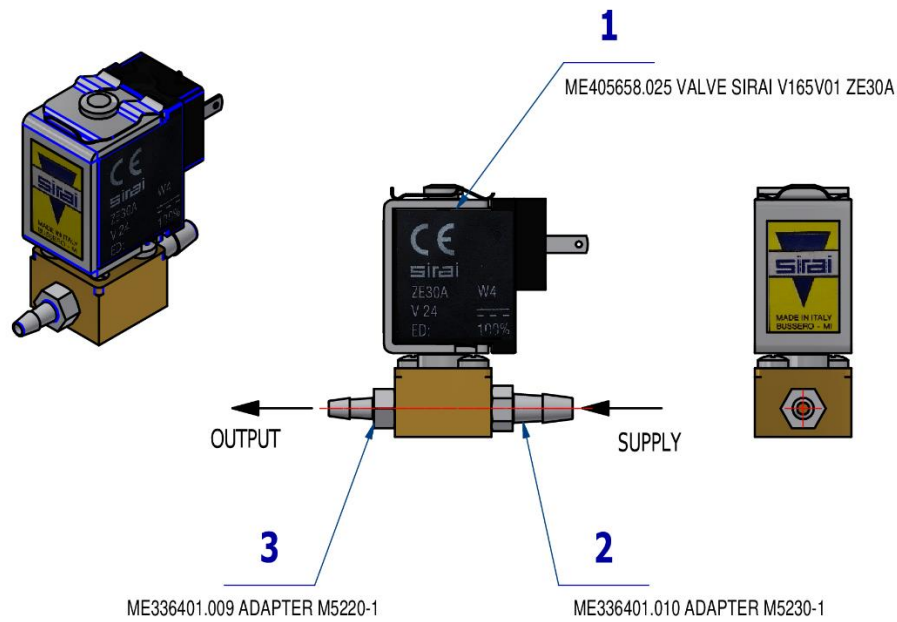


ELM. VALVE SIRAI 1 COMPLETE – A653-150-022-0 is used in:

- ACC. TURBINES WITH LIGHT AND NON-LIGHT HOSE - A657-770-001-0
- ACC. MICROMOTORS DX AND DX BLUE – A657-780-001-0
- ACC. MICROMOTORS DX PRO AND DX PRO BLUE – A657-781-001-0

7.3 ELM. VALVE SIRAI 3 COMPLETE – A653-150-021-0

Item No.	Product name	SP
A653-150-021-0	ELM. VALVE SIRAI 3 COMPLETE	X



Pos.	Item no.	Product name	QTY	Unit	SP
001	ME405658.025	VALVE SIRAI V165V01 ZE30A, M5x2 mm 24V DC	1,00	PC.	X
002	ME336401.010	ADAPTER M5230-1	1,00	PC.	X
003	ME336401.009	ADAPTER M5220-1	1,00	PC.	X

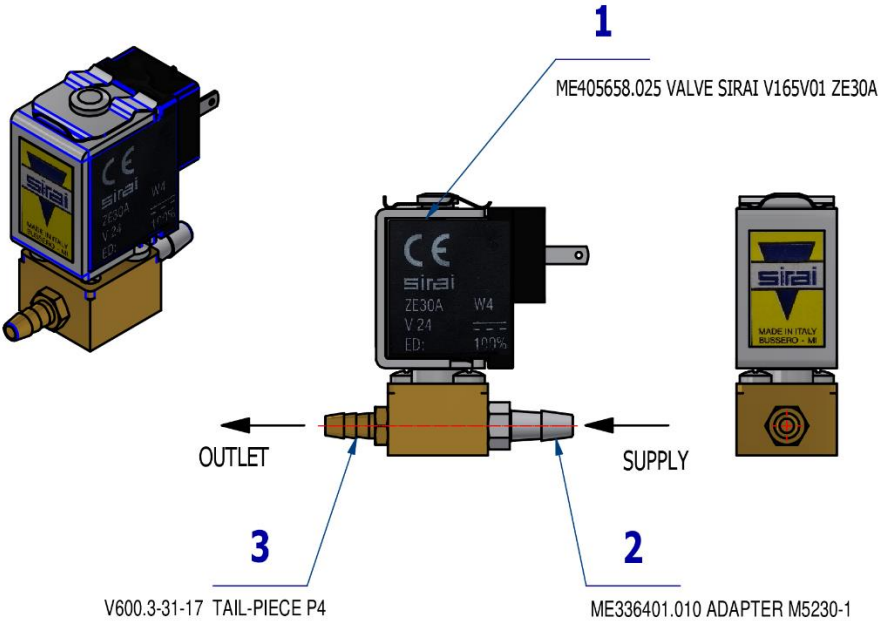
09/09/2020



ELM. VALVE SIRAI 3 COMPLETE – A653-150-021-0 is used in:
ACC. MICROMOTORS DX AND DX BLUE – A657-780-001-0
ACC. MICROMOTORS DX PRO AND DX PRO BLUE – A657-781-001-0

7.4 ELM. VALVE SIRAI 4 COMPLETE – A653-150-023-0

Item No.	Product name	SP
A653-150-023-0	ELM. VALVE SIRAI 4 COMPLETE	X



Pos.	Item no.	Product name	QTY	Unit	SP
001	ME405658.025	VALVE SIRAI V165V01 ZE30A, M5x2 mm 24V DC	1,00	PC.	X
002	ME336401.010	ADAPTER M5230-1	1,00	PC.	X
003	V600.3-31-17	TAIL-PIECE P4	1,00	PC.	X



ELM. VALVE SIRAI 4 COMPLETE – A653-150-023-0 is used in:
ACC. TURBINES WITH LIGHT AND NON-LIGHT HOSE - A657-770-001-0

G POSTS, MONITOR HOLDERS

1

FIXED POSTS

LIGHT POST FOR MONITOR AND TRAY TABLE
A657-090-000-0



LIGHT POST FOR TRAY TABLE
A657-090-001-0



2

TRAY CONSOLE
AT CENTRAL POST
A657-040-001-0



3

MONITOR HOLDER

MONITOR ARM
A657-100-000-0

ACC. MONITOR SOURCE
A658-002-000-0

ACC. BLACK MONITOR SOURCE
A657-002-001-0

4

MONITOR KITS

KIT MONITOR ARM FOR DIVIDED HOLDER
A657-999-011-0

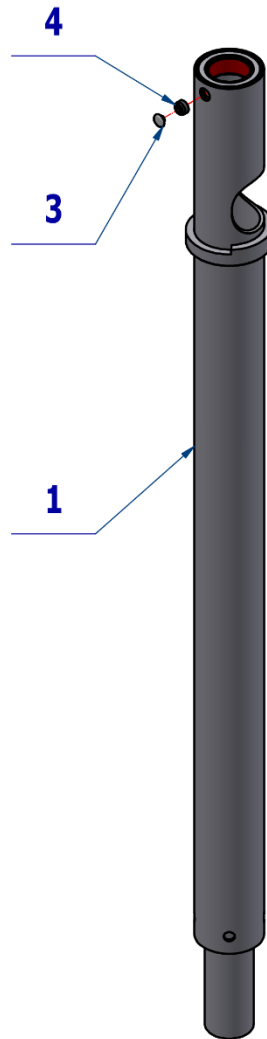
KIT MONITOR ARM FOR UNDIVIDED HOLDER – XENOS
A657-999-012-0

KIT MONITOR ARM FOR UNDIVIDED HOLDER – FARO
A657-999-013-0

1 FIXED POST

1.1 LIGHT POST FOR MONITOR AND TRAY TABLE – A657-090-000-0

Item No.	Product name	SP
A657-090-000-0_K-001	LIGHT POST FOR MONITOR AND TRAY TABLE	X



Pos.	Item no.	Product name	QTY	Unit	SP
001	V657-090-004-0	LIGHT, MONITOR POST / WHT2_MATTE	1,00	PC.	
003	V657-090-025-0	COVER PLAST. WHITE M6 IMBUS / WHT2_MATTE		PC.	
004	ME309287.008	SCREW M 10X6		PC.	

PZ_22_066_OS_27/02/2023

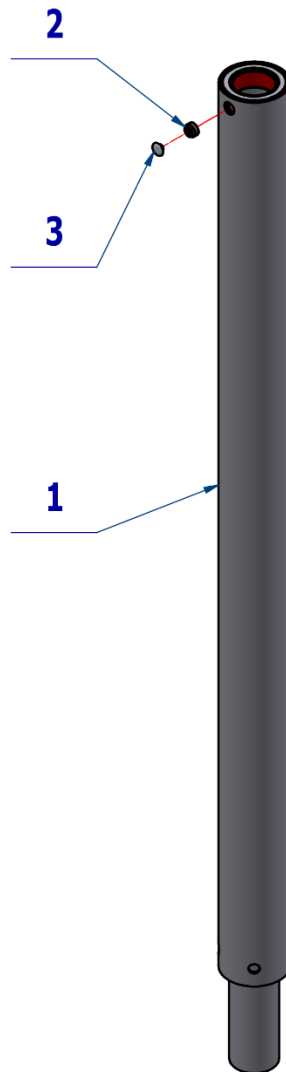


Pos. **3** COVER PLAST. WHITE M6 IMBUS / WHT2_MATTE must be ordered separately under n. V657-090-025-0.

Pos. **4** SCREW M 10X6 must be ordered separately under n. ME309287.008.

1.2 LIGHT POST FOR TRAY TABLE – A657-090-001-0

Item No.	Product name	SP
A657-090-001-0_K-001	LIGHT POST FOR TRAY TABLE	X



Pos.	Item no.	Product name	QTY	Unit	SP
001	V657-090-002-0	LIGHT POST / WHT2_MATTE	1,00	PC.	X
002	ME309287.008	SCREW M 10X6		PC.	X
003	V657-090-025-0	COVER PLAST. WHITE M6 IMBUS / WHT2_MATTE		PC.	X

PZ_22_066_OS_27/02/2023

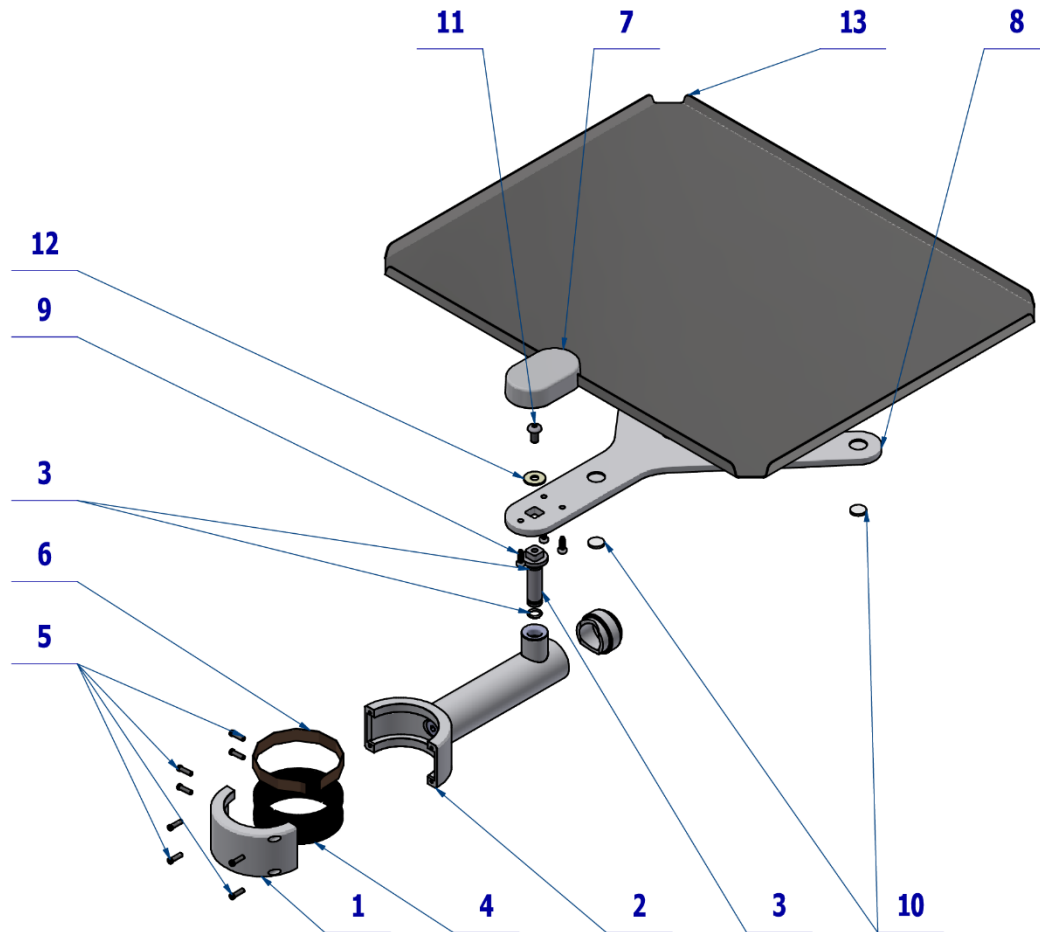


Pos. 2 SCREW M 10X6 must be ordered separately under n. ME309287.008.
 Pos. 3 COVER PLAST. WHITE M6 IMBUS / WHT2_MATTE must be ordered separately under
 n. V657-090-025-0.

2 TRAY TABLE AT POST

2.1 TRAY CONSOLE AT CENTRAL POST – A657-040-001-0

Item No.	Product name	SP
A657-040-001-0_K-001	TRAY TABLE ON CENTRAL POST / UNPAINTED	X
A657-040-001-0_K-005	TRAY TABLE ON CENTRAL POST / WHT2_MATTE	X



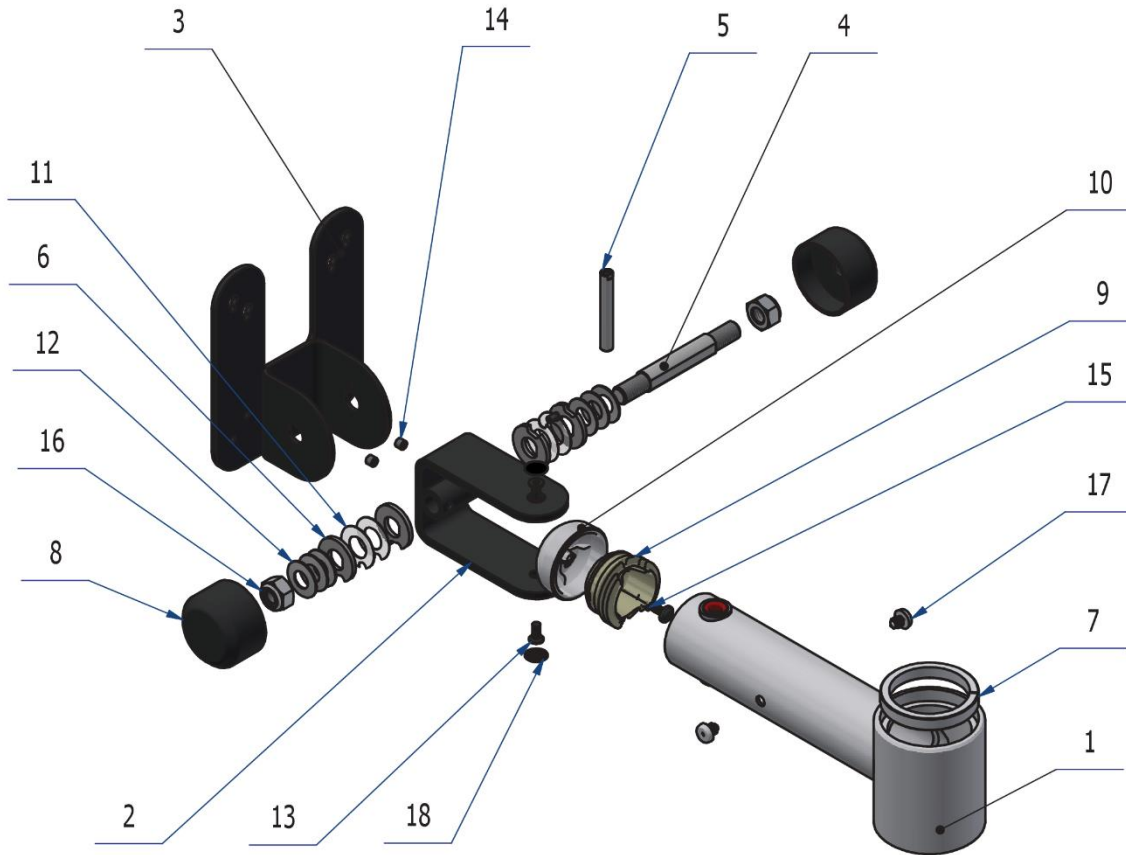
Pos.	Item no.	Product name	QTY	Unit	SP
001	V657-040-003-0	CASE 2	1,00	PC.	X
002	V657-040-011-0	TRAY CONSOLE ARM	1,00	PC.	X
003	V657-040-008-0	AXIS OF TRAY CONSOLE	1,00	PC.	X
004	V657-040-001-0	BEARING	1,00	PC.	X
005	ME309231.044	SCREW M 3X10	8,00	PC.	X
006	V657-040-010-0	BEARING PLATE	1,00	PC.	X
007	ME321822.155	TRAY TABLE COVER WITHOUT HOLE	OPT.	PC.	X
007	V653-310-101-0	TRAY TABLE COVER WITHOUT HOLE / WHT2_MATTE	OPT.	PC.	X
008	V653-300-011-1	Y CONSOLE / WHT2_MATTE	1,00	PC.	X
009	ME307001.023	SCREW STP32 3.5x10 - H2	3,00	PC.	X
010	ME273141.009	BUMPER BUMPON SJ 5616 P	3,00	PC.	X
011	ME309281.040	SCREW M 5X10	1,00	PC.	X
012	ME311212.018	WASHER P 5,3	1,00	PC.	X
013	V653-300-010-0	TRAY	1,00	PC.	X
014	ME273111.141	O RING P 7X1.5	2,00	PC.	X

PZ_22_044_OS_06/10/2022

3 MONITOR HOLDER

3.1 MONITOR ARM – A657-100-000-0

Item No.	Product name	SP
A657-100-000-0_K-001	MONITOR ARM / UNPAINTED	X
A657-100-000-0_K-005	MONITOR ARM / WHT2_MATTE	X

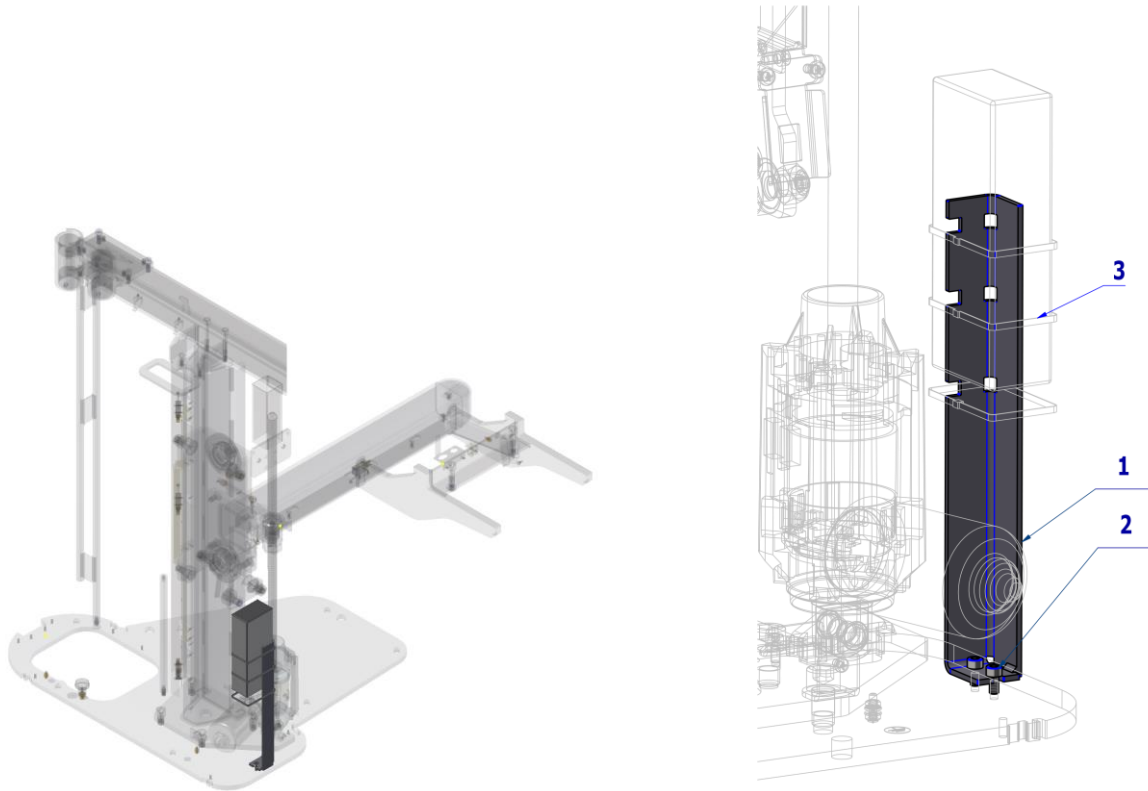


Pos.	Item no.	Product name	QTY	Unit	SP
001	V657-100-016-0	MONITOR ARM / WHT2_MATTE	1,00	PC.	X
002	V657-100-018-0	HORIZONTAL HINGE PAINTED / RAL7021_M	1,00	PC.	X
003	V657-100-017-0	MONITOR CONSOLE PAINTED / RAL7021_M	1,00	PC.	X
004	V657-100-011-0	ROTATION AXIS	1,00	PC.	X
005	V657-100-015-0	PIN BEVELLED	1,00	PC.	X
006	V657-100-013-1	SLIDING LAMELLA	4,00	PC.	X
007	V657-100-014-0	UPPER BEARING	1,00	PC.	X
008	V653-100-007-0	COVER PAINTED / RAL7021_M	2,00	PC.	X
009	ME321822.235	CARRIER COVER LIGHT	1,00	PC.	X
010	ME321822.234	LIGHT ARM COVER - ECO / UNPAINTED	OPT.	PC.	X
010	V657-020-023-0	LIGHT ARM COVER - ECO / WHT2_MATTE	OPT.	PC.	X
011	ME627439.009	SLIDING WASHER D=30_15mm	4,00	PC.	X
012	ME315000.103	SPRING PLATE.TP250x122x090x160	6,00	PC.	X
013	ME311101.006	SCREW M5x12	2,00	PC.	X
014	ME309287.039	SCREW M 6x6	2,00	PC.	X
015	ME307001.032	SCREW STP31 5x13 - H2	1,00	PC.	X
016	ME309543.105	NUT M 4x10	2,00	PC.	X
017	ME273141.010	RUBBER STOP h9, D11mm	2,00	PC.	X
018	ME321000.002	COVER PLAST. BLACK TORX25	2,00	PC.	X

PZ_23_050_18/04/2023

3.2 ACC. MONITOR SOURCE - A658-002-000-0

Item No.	Product name	SP
A658-002-000-0_K-001	ACC. MONITOR SOURCE	X



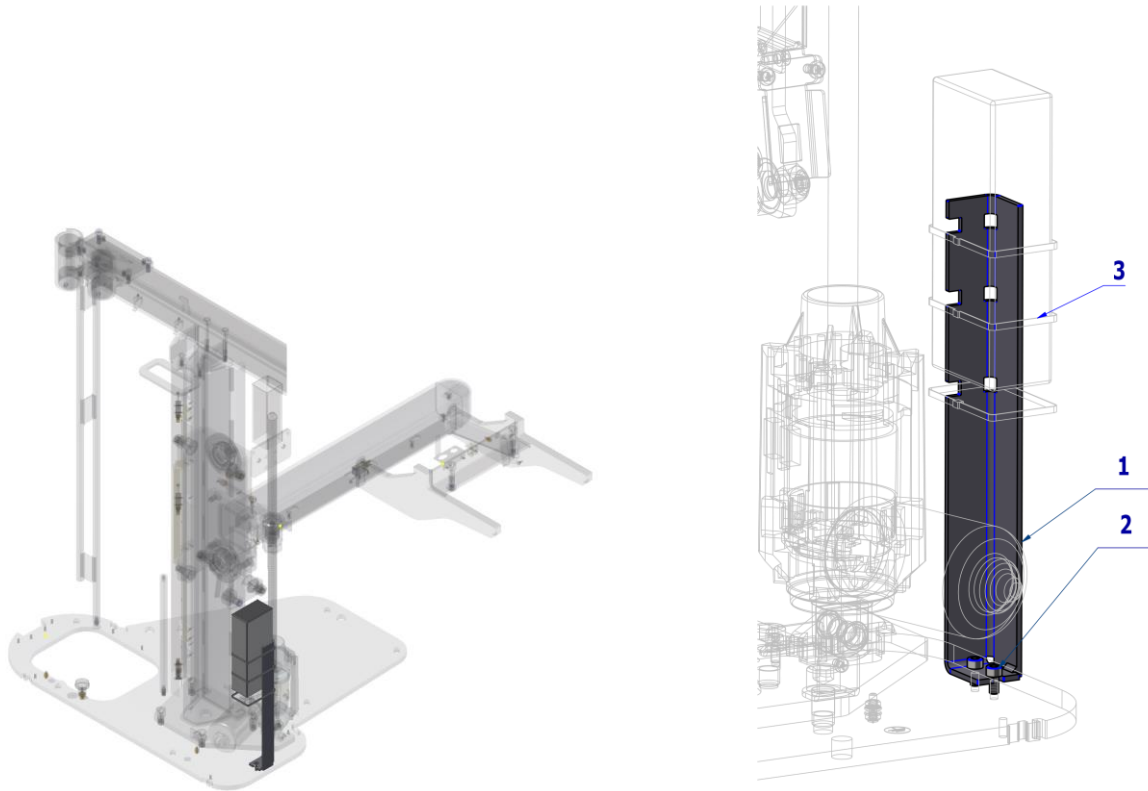
Pos.	Item no.	Product name	QTY	Unit	SP
001	V658-002-006-0	MONITOR SOURCE CARRIER	1,00	PC.	X
002	ME309543.058	SCREW M 5X10	2,00	PC.	X
003	me397900.017	CABLE TIE CTS 13 L 368	3,00	PC.	X
901	ME341412.042	CABLE HDMI M/HDMI M 5m		PC.	X
902	ME341413.068	CABLE H03VV H2-F 2X0,5	2,00	M	X
903	ME375000.008	INSULATED CRIMP FITTING -NITI 1X8RD	7,00	PC.	
904	ME243422.010	SHRING-FIT INSUL.SLEEVE. P 2,1 BLACK	0,02	M	
906	ME345621.012	TERMINAL BLOCK M 093CS	1,00	PC.	X
907	V400.01-00-51	LABEL XT5		PC.	
911	ME397900.012	CABLE TIE CIMCO – 181361	2,00	PC.	
912	ME345711.034	CLAMP F0505 HC 101	1,00	PC.	

29/03/2023

Pos. **901** CABLE HDMI M/HDMI M 5m must be ordered separately under n. ME341412.042.

3.3 ACC. BLACK MONITOR SOURCE - A658-002-001-0

Item No.	Product name	SP
A658-002-001-0_K-001	ACC. BLACK MONITOR SOURCE	X



Pos.	Item no.	Product name	QTY	Unit	SP
001	V658-002-006-0	MONITOR SOURCE CARRIER	1,00	PC.	X
002	ME309543.058	SCREW M 5X10	2,00	PC.	X
003	me397900.017	CABLE TIE CTS 13 L 368	4,00	PC.	X
901	ME341412.042	CABLE HDMI M/HDMI M 5m		PC.	X
902	ME341413.068	CABLE H03VV H2-F 2X0,5	2,00	M	X
903	ME375000.008	INSULATED CRIMP-NITI 1X8RD	7,00	PC.	
904	ME243422.010	INSUL.TUBE P 2.1 BLACK	0,05	M	
906	ME345621.012	TERMINAL BOX M 093CS	1,00	PC.	
907	V400.01-00-51	LABEL XT5		PC.	
910	ME397900.012	CABLE TIE CIMCO – 181361	3,00	PC.	
911	ME345711.034	CLAMP F0505 HC 101	1,00	PC.	
908	ME243422.004	INSULATING TUBE P6,4	0,06	M	

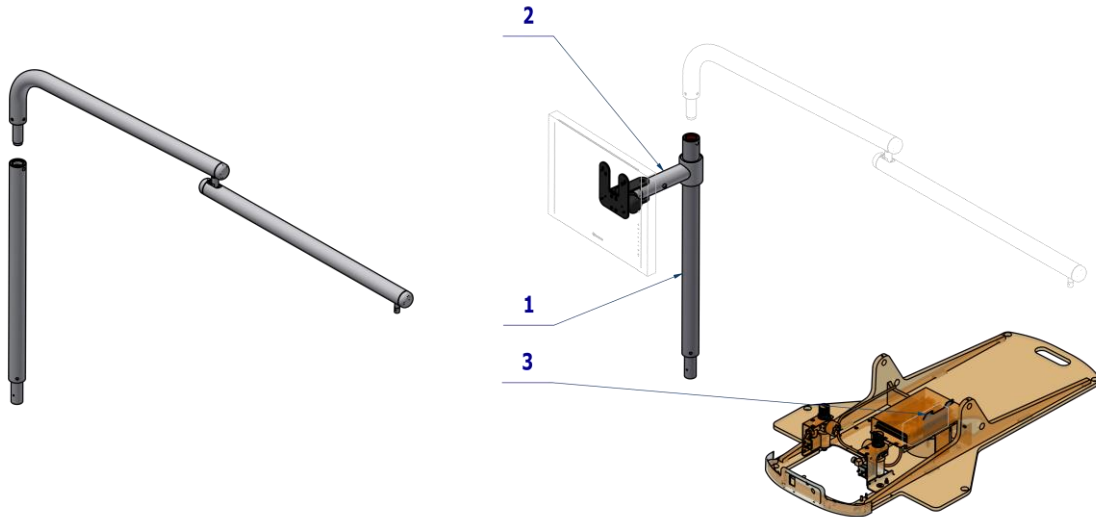
PZ_23_114_22/09/2023

Pos. **901** CABLE HDMI M/HDMI M 5m must be ordered separately under n. ME341412.042.

4 MONITOR KITS

4.1 KIT MONITOR ARM FOR DIVIDED HOLDER – A657-999-011-0

Item No.	Product name	SP
A657-999-011-0_K-001	KIT MONITOR ARM WITH BINDING / UNPAINTED	X
A657-999-011-0_K-005	KIT MONITOR ARM WITH BINDING / WHT2_MATTE	X

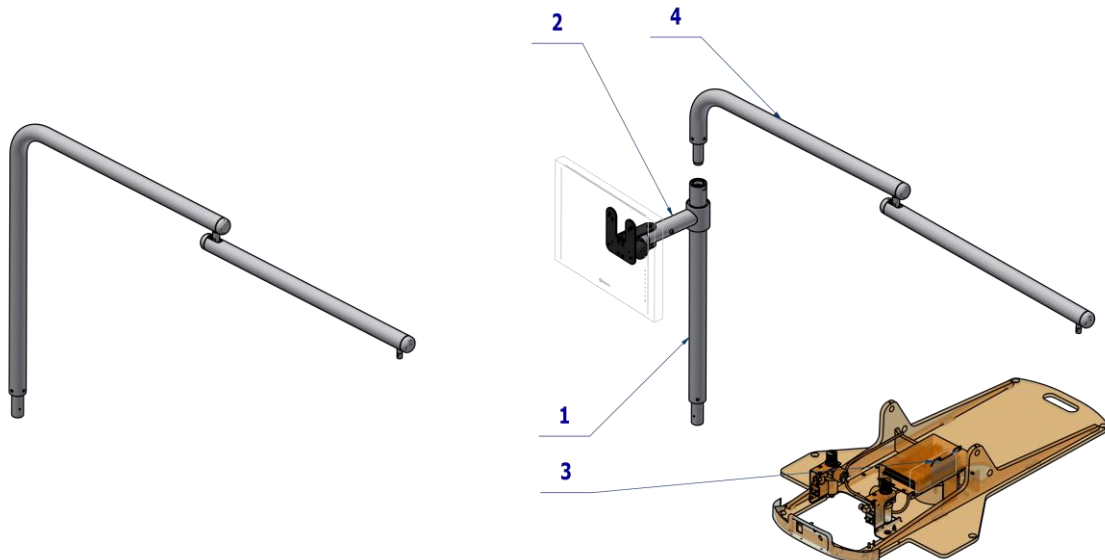


Pos.	Item no.	Product name	QTY	Unit	SP
001	A657-090-000-0	LIGHT POST FOR MONITOR AND TRAY CONSOLE	1,00	PC.	
002	A657-100-000-0	MONITOR ARM / UNPAINTED	OPT.	PC.	
002	A657-100-000-0	MONITOR ARM / WHT2_MATTE	OPT.	PC.	
003	A653-002-000-0	ACC. MONITOR SOURCE	1,00	PC.	

19/01/2023

4.2 KIT MONITOR ARM FOR UNDIVIDED HOLDER – XENOS – A657-999-012-0

Item No.	Product name	SP
A657-999-012-0_K-001	KIT MONITOR ARM FOR UNDIVIDED HOLDER – XENOS / UNPAINTED	X
A657-999-012-0_K-005	KIT MONITOR ARM FOR UNDIVIDED HOLDER – XENOS / WHT2_MATTE	X

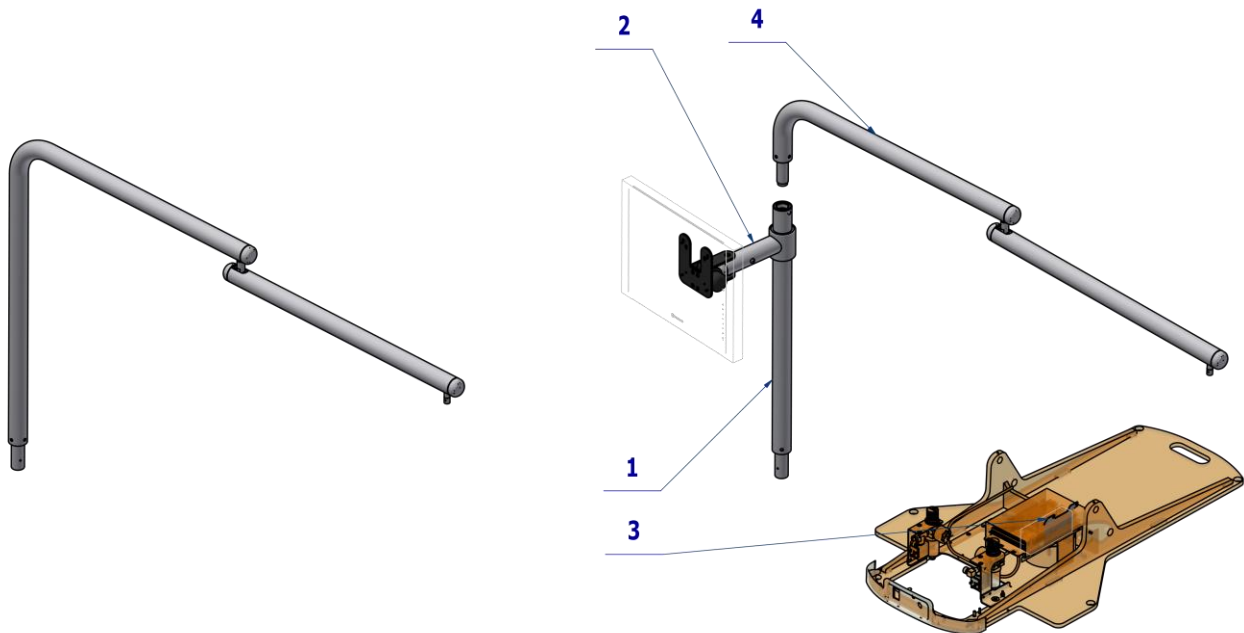


Pos.	Item no.	Product name	QTY	Unit	SP
001	A657-090-000-0	LIGHT POST FOR MONITOR AND TRAY CONSOLE	1,00	PC.	
002	A657-100-000-0	MONITOR ARM / UNPAINTED	OPT.	PC.	
002	A657-100-000-0	MONITOR ARM / WHT2_MATTE	OPT.	PC.	
003	A653-002-000-0	ACC. MONITOR SOURCE	1,00	PC.	
004	A657-020-001-1	PANTOGRAPHIC XENOS LIGHT ARM – WITH DIVIDED POST / UN.	OPT.	PC.	
004	A657-020-001-1	PANTOGRAPHIC XENOS LIGHT ARM – WITH DIVIDED POST / WHT2.	OPT.	PC.	

19/01/2023

4.3 KIT MONITOR ARM FOR UNDIVIDED HOLDER – FARO – A657-999-013-0

Item No.	Product name	SP
A657-999-013-0_K-001	KIT MONITOR ARM FOR UNDIVIDED HOLDER – FARO / UNPAINTED	X
A657-999-013-0_K-005	KIT MONITOR ARM FOR UNDIVIDED HOLDER – FARO / WHT2_MATTE	X



Pos.	Item no.	Product name	QTY	Unit	SP
001	A657-090-000-0	LIGHT POST FOR MONITOR AND TRAY CONSOLE	1,00	PC.	
002	A657-100-000-0	MONITOR ARM / UNPAINTED	OPT.	PC.	
002	A657-100-000-0	MONITOR ARM / WHT2_MATTE	OPT.	PC.	
003	A653-002-000-0	ACC. MONITOR SOURCE	1,00	PC.	
004	A657-020-003-1	PANTOGRAPHIC FARO LIGHT ARM–WITH DIVIDED POST / UNPAINTED	OPT.	PC.	
004	A657-020-003-1	PANTOGRAPHIC FARO LIGHT ARM–WITH DIVIDED POST / WHT2_MATTE	OPT.	PC.	

19/01/2023

H PANTOGRAPHIC LIGHT ARM, DENTAL LIGHT

1

PANTOGRAPHIC ARM

PANTOGRAPHIC XENOS LIGHT ARM
- UNDIVIDED
A657-020-000-1



PANTOGRAPHIC XENOS LIGHT ARM
- WITH DIVIDED POST
A657-020-001-1



PANTOGRAPHIC FARO LIGHT ARM
- UNDIVIDED
A657-020-002-1



PANTOGRAPHIC FARO LIGHT ARM
- WITH DIVIDED POST
A657-020-003-1



2

LIGHT



XENOS LIGHT
A653-900-001-0

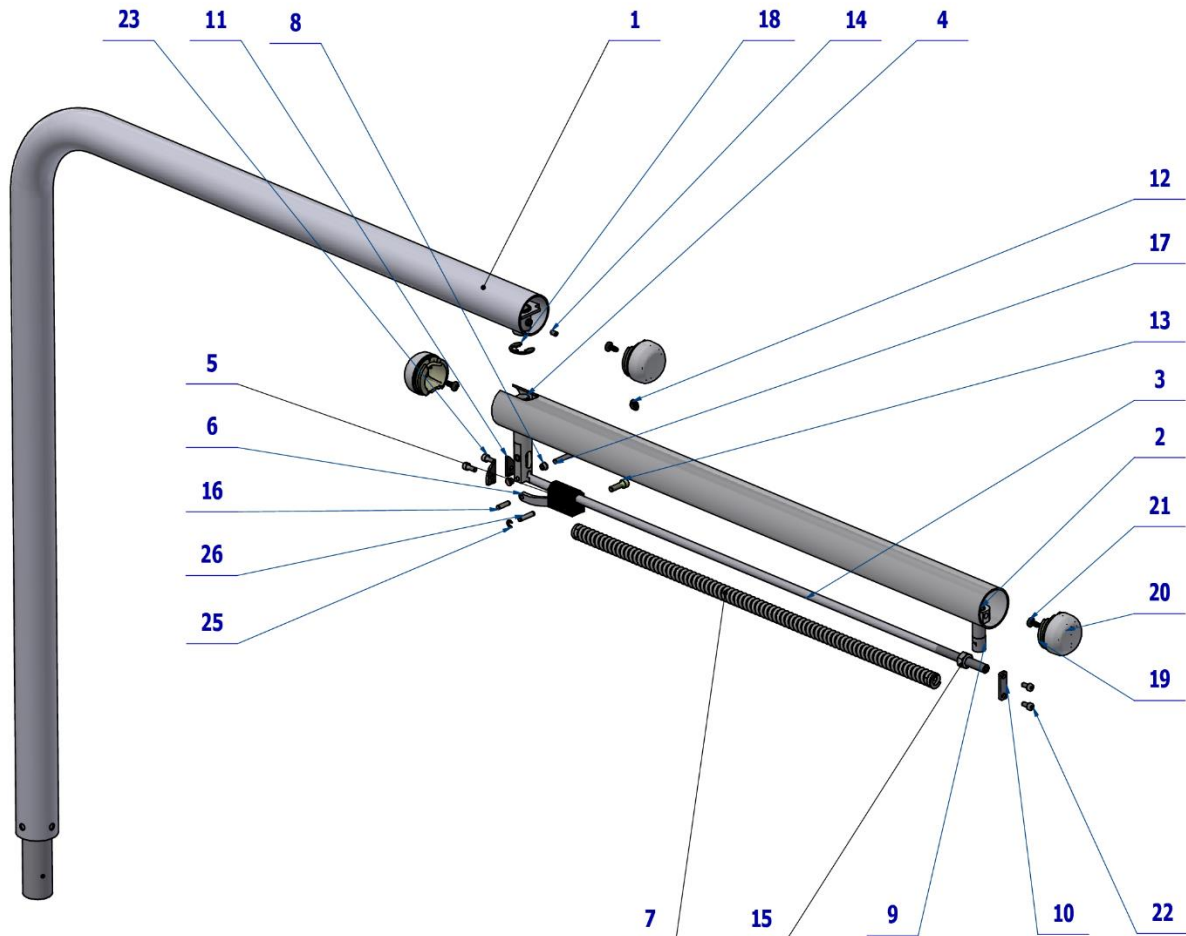


FARO MAIA LIGHT
A653-901-001-0

1 PANTOGRAPHIC ARM

1.1 PANTOGRAPHIC XENOS LIGHT ARM – UNDIVIDED – A657-020-000-1

Item No.	Product name	SP
A657-020-000-1_K-001	PANTOGRAPHIC XENOS LIGHT ARM – UNDIVIDED / UNPAINTED	X
A657-020-000-1_K-005	PANTOGRAPHIC XENOS LIGHT ARM – UNDIVIDED / WHT2_MATTE	X



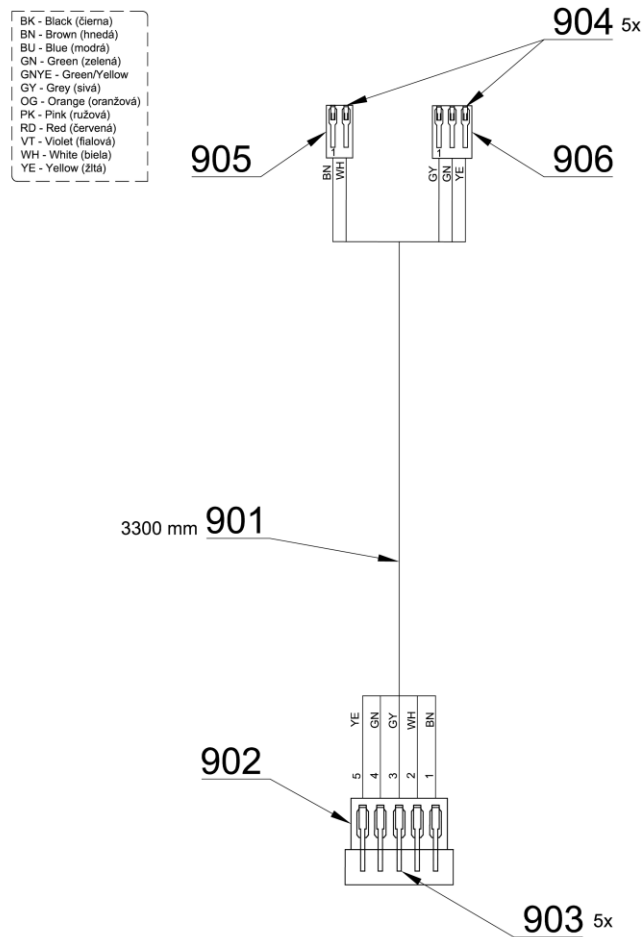
Pos.	Item no.	Product name	QTY	Unit	SP
001	V657-020-020-0	STAND PAINTED / WHT2_MATTE	1,00	PC.	X
002	V657-020-021-0	ARM PAINTED / WHT2_MATTE	1,00	PC.	X
003	V657-020-006-0	ROD MAIN	1,00	PC.	X
004	V657-020-008-0	STUD / WHT2_MATTE	1,00	PC.	X
005	V657-020-010-0	BRAKE STONE DENTIST'S PANTOGRAPH	1,00	PC.	X
006	V657-020-011-0	ROD	1,00	PC.	X
007	ME315000.046	LIGHT PANTOGRAPH SPRING - ONE	1,00	PC.	X
008	ME323000.039	CASE B10F 0505	2,00	PC.	X
009	V657-020-007-0	STUD LIGHT/ WHT2_MATTE	1,00	PC.	X
010	V657-020-026-1	FIXING PLATE	1,00	PC.	X
011	V657-020-025-1	LOCK PLATE	2,00	PC.	X
012	V657-050-023-0	BLIND – PAINTED / WHT2_MATTE	1,00	PC.	X
013	ME309543.007	SCREW M 6X20	1,00	PC.	X
014	ME309287.033	SCREW M 5X8	1,00	PC.	X
015	ME311120.106	NUT M 10x1	1,00	PC.	X
016	ME311565.065	PIN CYLINDRICAL P 5x18 m6 HARDENED	1,00	PC.	X
017	ME311565.118	PIN CYLINDRICAL P 5x32 m6 HARDENED	2,00	PC.	X
018	ME311733.012	LOCK RING P 15 ZN	1,00	PC.	X
019	ME321822.235	CARRIER COVER LIGHT	3,00	PC.	X
020	ME321822.234	LIGHT ARM COVER -ECO / UNPAINTED	OPT.	PC.	X

020	V657-020-023-0	LIGHT ARM COVER -ECO / WHT2_MATTE	OPT.	PC.	X
021	ME307001.032	SCREW M 5x10	2,00	PC.	X
022	ME309542.003	SCREW M 5X12	2,00	PC.	X
023	ME307001.032	SCREW STP31 5x13 - H2	3,00	PC.	X
025	ME311732.004	LOCK RING P 4 ZN	2,00	PC.	X
026	V657-020-035-1	SECURE PIN	1,00	PC.	X
901	ME341413.083	CABEL LIYY 5x0,34	3,30	M	
902	A657-902-010-0	XENOS LIGHT CONNECTOR	1,00	PC.	

PZ_23_036_OS_23/05/2023

1.1.1 XENOS LIGHT CONNECTOR - A657-902-010-0

Item No.	Product name	SP
A657-902-010-0	XENOS LIGHT CONNECTOR	X

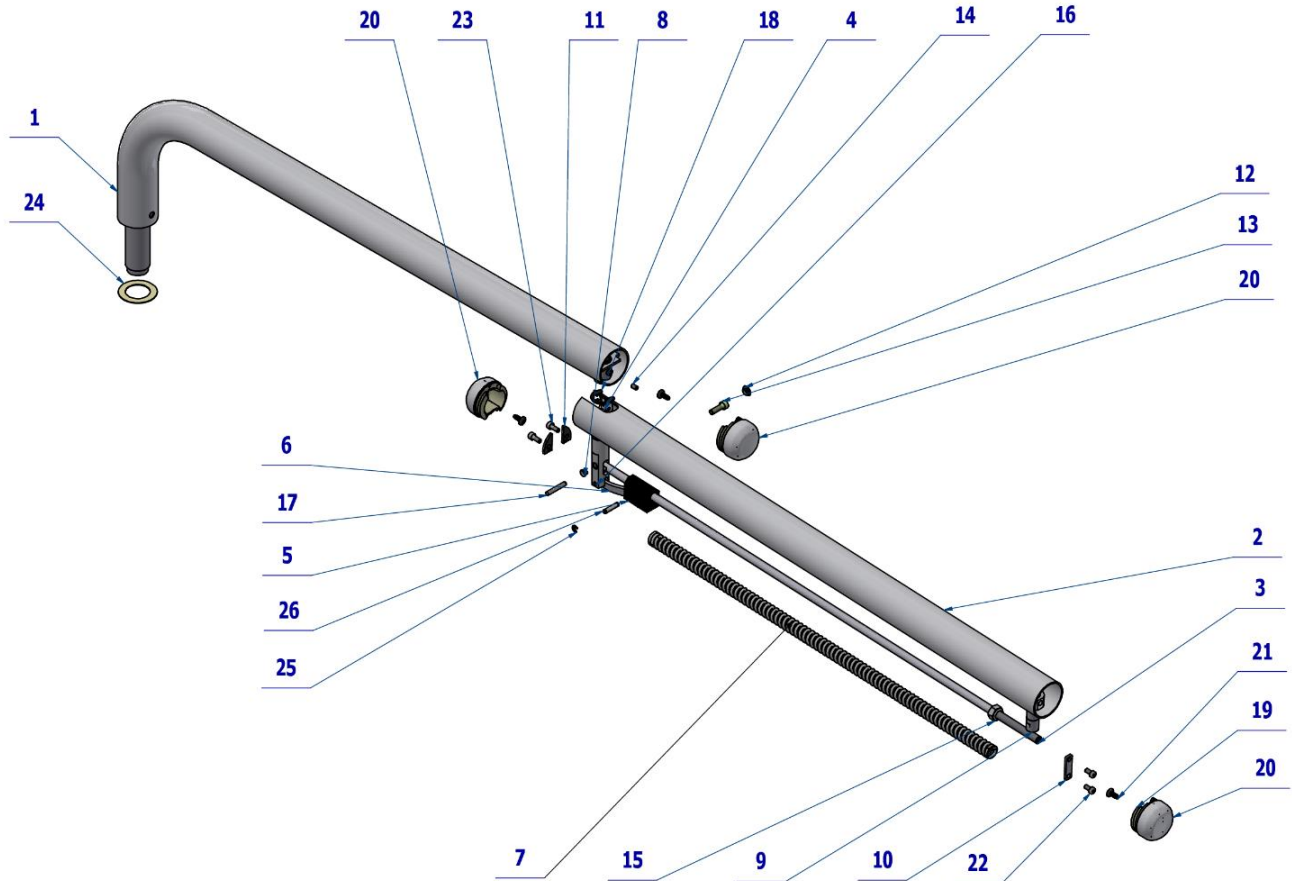


Pos.	Item no.	Product name	QTY	Unit	SP
901	ME341413.083	CABLE LIYY 5x0,34		M	
902	ME345571.004	CONECTOR NPPG-05 NINIGI	1,00	PC.	
903	ME345571.005	CONECTOR NPPG-T NINIGI	5,00	PC.	
904	ME372010.141	CRIMPING CONTACT NSK 25-0	5,00	PC.	
905	ME374060.010	HOUSING NSG 25-2	1,00	PC.	
906	ME374060.011	HOUSING NSG 25-3	1,00	PC.	

27/05/2023

1.2 PANTOGRAPHIC XENOS LIGHT ARM- WITH DIVIDED POST- A657-020-001-1

Item No.	Product name	SP
A657-020-001-1_K-001	PANTOGRAPHIC XENOS LIGHT ARM-WITH DIVIDED POST / UNPAINTED	X
A657-020-001-1_K-005	PANTOGRAPHIC XENOS LIGHT ARM-WITH DIVIDED POST / WHT2_MATTE	X



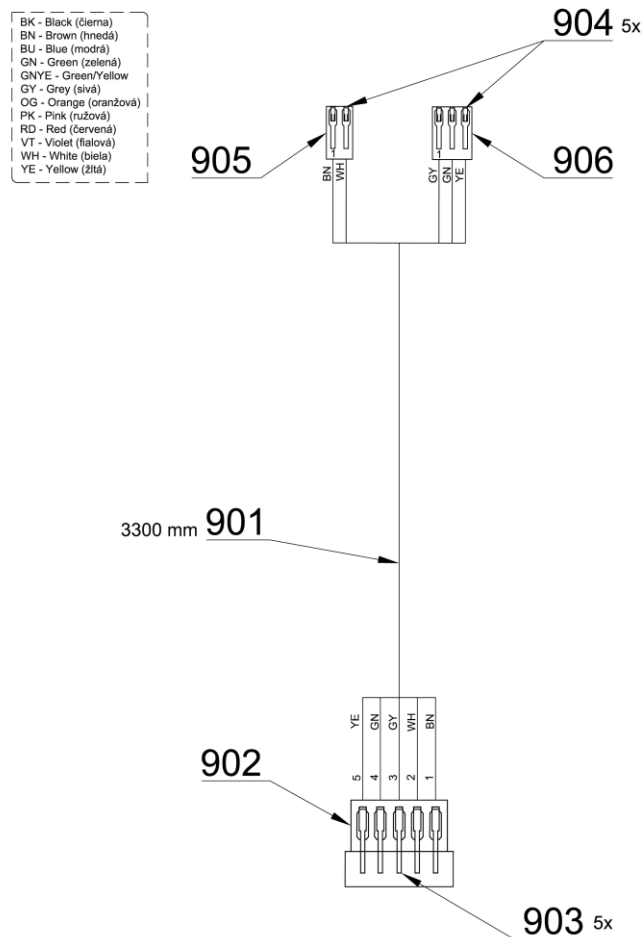
Pos.	Item no.	Product name	QTY	Unit	SP
001	V657-020-022-0	STAND PAINTED/WHT2_MATTE	1,00	PC.	X
002	V657-020-021-1	ARM PAINTED/ WHT2_MATTE	1,00	PC.	X
003	V657-020-006-1	ROD MAIN	1,00	PC.	X
004	V657-020-008-1	STUD / WHT2_MATTE	1,00	PC.	X
005	V657-020-010-0	BRAKE STONE DENTIST'S PANTOGRAPH	1,00	PC.	X
006	V657-020-011-0	ROD	1,00	PC.	X
007	ME315000.046	LIGHT PANTOGRAPH SPRING - ONE	1,00	PC.	X
008	ME323000.039	CASE B10F 0505	2,00	PC.	X
009	V657-020-007-0	STUD LIGHT / WHT2_MAT	1,00	PC.	X
010	V657-020-026-1	FIXING PLATE	1,00	PC.	X
011	V657-020-025-1	LOCK PLATE	2,00	PC.	X
012	V657-050-023-0	BLIND PAINTED/WHT2_MATTE	1,00	PC.	X
013	ME309543.007	SCREW M 6X20	1,00	PC.	X
014	ME309287.033	SCREW M 5X8	1,00	PC.	X
015	ME311120.106	NUT M 10x1	1,00	PC.	X
016	ME311565.065	PIN CYLINDRICAL P 5x18 m6 HARDENED	2,00	PC.	X
017	ME311565.118	PIN CYLINDRICAL P 5x32 m6 HARDENED	2,00	PC.	X
018	ME311733.012	LOCK RING P 15 ZN	1,00	PC.	X
019	ME321822.235	CARRIER COVER LIGHT	3,00	PC.	X
020	ME321822.234	LIGHT ARM COVER -ECO / UNPAINTED	OPT.	PC.	X
020	V657-020-023-0	LIGHT ARM COVER -ECO / WHT2_MATTE	OPT.	PC.	X
021	ME307001.032	SCREW STP31 5x13 - H2	3,00	PC.	X
022	ME309542.003	SCREW M 5X10	2,00	PC.	X
023	ME309543.080	SCREW M 5X12	2,00	PC.	X

024	V657-090-022-0	WASHER	1,00	PC.	X
025	ME311732.004	LOCK RING P 4 ZN	2,00	PC.	X
026	V657-020-035-1	SECURE PIN	1,00	PC.	X
901	ME341413.083	CABEL LIYY 5x0,34	3,30	M	
902	A657-902-010-0	XENOS LIGHT CONNECTOR	1,00	PC.	

PZ_23_036_OS_23/05/2023

1.2.1 XENOS LIGHT CONNECTOR - A657-902-010-0

Item No.	Product name	SP
A657-902-010-0	XENOS LIGHT CONNECTOR	X

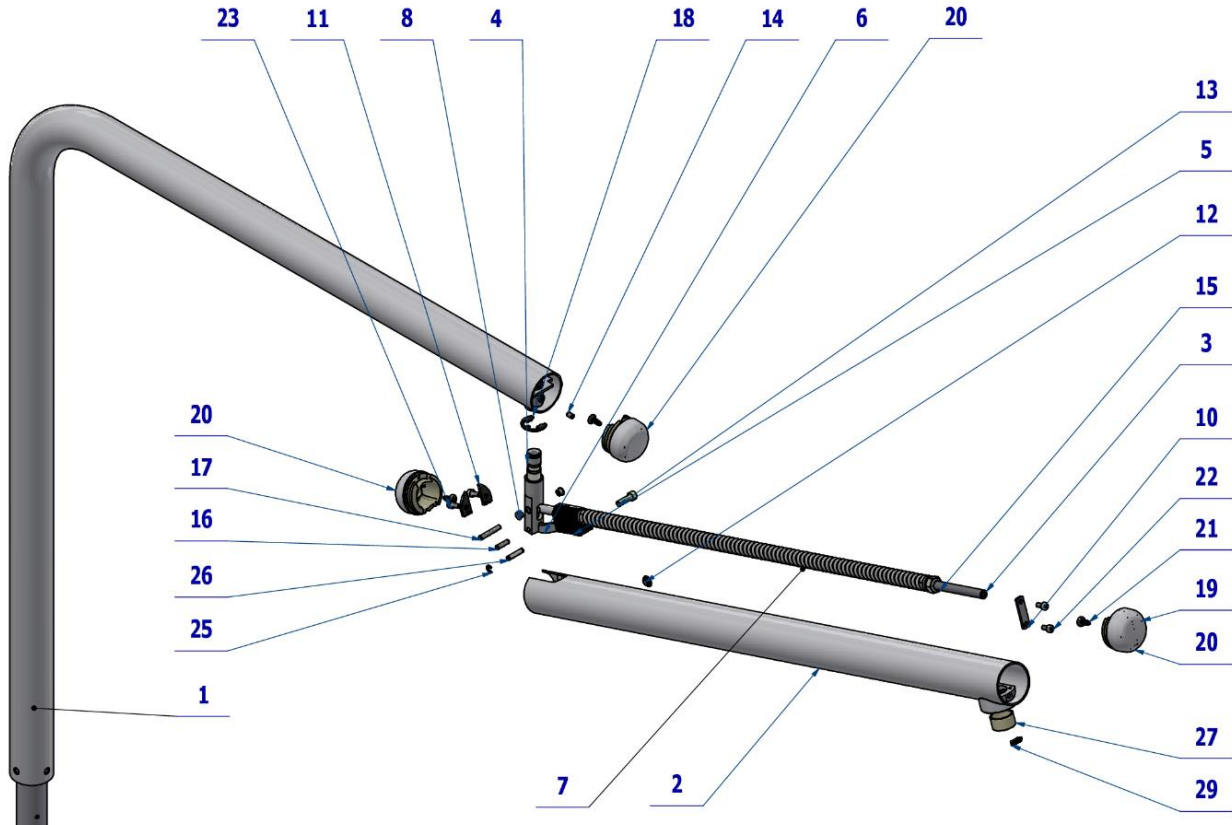


Pos.	Item no.	Product name	QTY	Unit	SP
901	ME341413.083	CABLE LIYY 5x0,34		M	
902	ME345571.004	CONECTOR NPPG-05 NINIGI	1,00	PC.	
903	ME345571.005	CONECTOR NPPG-T NINIGI	5,00	PC.	
904	ME372010.141	CRIMPING CONTACT NSK 25-0	5,00	PC.	
905	ME374060.010	HOUSING NSG 25-2	1,00	PC.	
906	ME374060.011	HOUSING NSG 25-3	1,00	PC.	

27/05/2023

1.3 PANTOGRAPHIC FARO LIGHT ARM – UNDIVIDED - A657-020-002-1

Item No.	Product name	SP
A657-020-002-1_K-001	PANTOGRAPHIC FARO LIGHT ARM – UNDIVIDED / UNPAINTED	X
A657-020-002-1_K-005	PANTOGRAPHIC FARO LIGHT ARM – UNDIVIDED / WHT2_MATTE	X



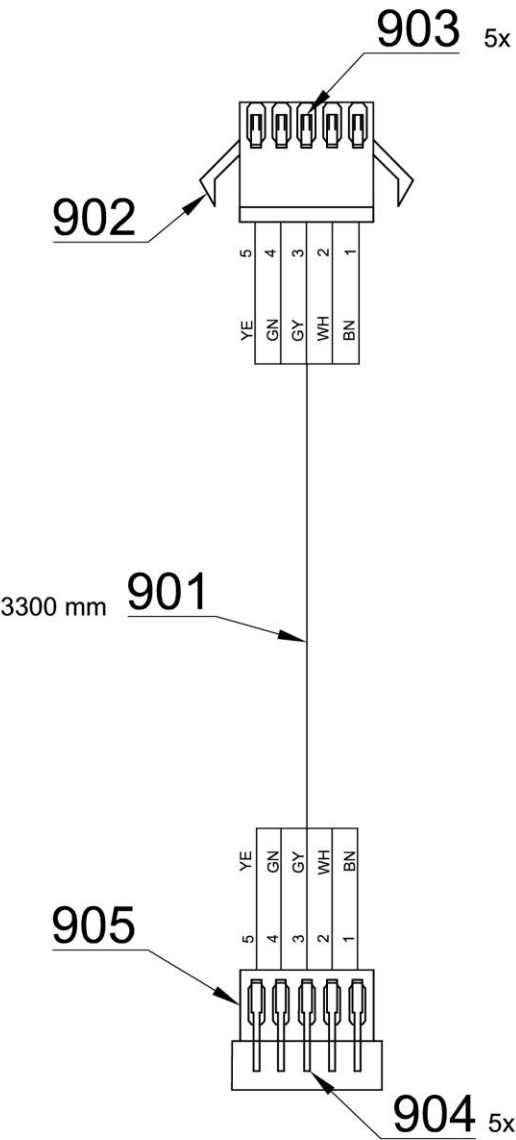
Pos.	Item no.	Product name	QTY	Unit	SP
001	V657-020-020-0	STAND PAINTED / WHT2_MATTE	1,00	PC.	X
002	V657-020-029-1	ARM FARO PAINTED/ WHT2_MATTE	1,00	PC.	X
003	V657-020-006-1	ROD MAIN	1,00	PC.	X
004	V657-020-008-1	STUD / WHT2_MATTE	1,00	PC.	X
005	V657-020-010-0	BRAKE STONE DENTIST'S PANTOGRAPH	1,00	PC.	X
006	V657-020-011-0	ROD	1,00	PC.	X
007	ME315000.046	LIGHT PANTOGRAPH SPRING - ONE	1,00	PC.	X
008	ME323000.039	CASE B10F 0505	2,00	PC.	X
010	V657-020-033-1	FIXING PLATE FARO	1,00	PC.	X
011	V657-020-025-1	LOCK PLATE	2,00	PC.	X
012	V657-050-023-0	BLIND PAINTED / WHT2_MATTE	1,00	PC.	X
013	ME309543.007	SCREW M 6X20	1,00	PC.	X
014	ME309287.033	SCREW M 5X8	1,00	PC.	X
015	ME311120.106	NUT M 10x1	1,00	PC.	X
016	ME311565.065	PIN CYLINDRICAL P 5x18 m6 HARDENED	1,00	PC.	X
017	ME311565.118	PIN CYLINDRICAL P 5x32 m6 HARDENED	1,00	PC.	X
018	ME311733.012	LOCK RING P 15 ZN	1,00	PC.	X
019	ME321822.235	CARRIER COVER LIGHT	3,00	PC.	X
020	ME321822.234	LIGHT ARM COVER -ECO / UNPAINTED	OPT.	PC.	X
020	V657-020-023-0	LIGHT ARM COVER -ECO / WHT2_MATTE	OPT.	PC.	X
021	ME307001.032	SCREW STP31 5x13 - H2	3,00	PC.	X
022	ME309542.003	SCREW M 5x10	2,00	PC.	X
023	ME309543.080	SCREW M 5X12	2,00	PC.	X
025	ME311732.004	LOCK RING P 4 ZN	2,00	PC.	X
026	V657-020-035-1	SECURE PIN	1,00	PC.	X
027	V653-020-033-0	CASE FARO	1,00	PC.	X
029	ME273114.051	STOP FOR FARO	1,00	PC.	X
902	ME341413.083	CABLE LIYY 5x0,34	3,30	M	
903	A657-901-010-0	FARO LIGHT CONNECTOR	1,00	PC.	

PZ_23_036_OS_29/05/2023

1.3.1 FARO LIGHT CONNECTOR - A657-901-010-0

Item No.	Product name	SP
A657-901-010-0	FARO LIGHT CONNECTOR	X

BK - Black (čierna)
BN - Brown (hnedá)
BU - Blue (modrá)
GN - Green (zelená)
GNYE - Green/Yellow
GY - Grey (sivá)
OG - Orange (oranžová)
PK - Pink (ružová)
RD - Red (červená)
VT - Violet (fialová)
WH - White (biela)
YE - Yellow (žltá)

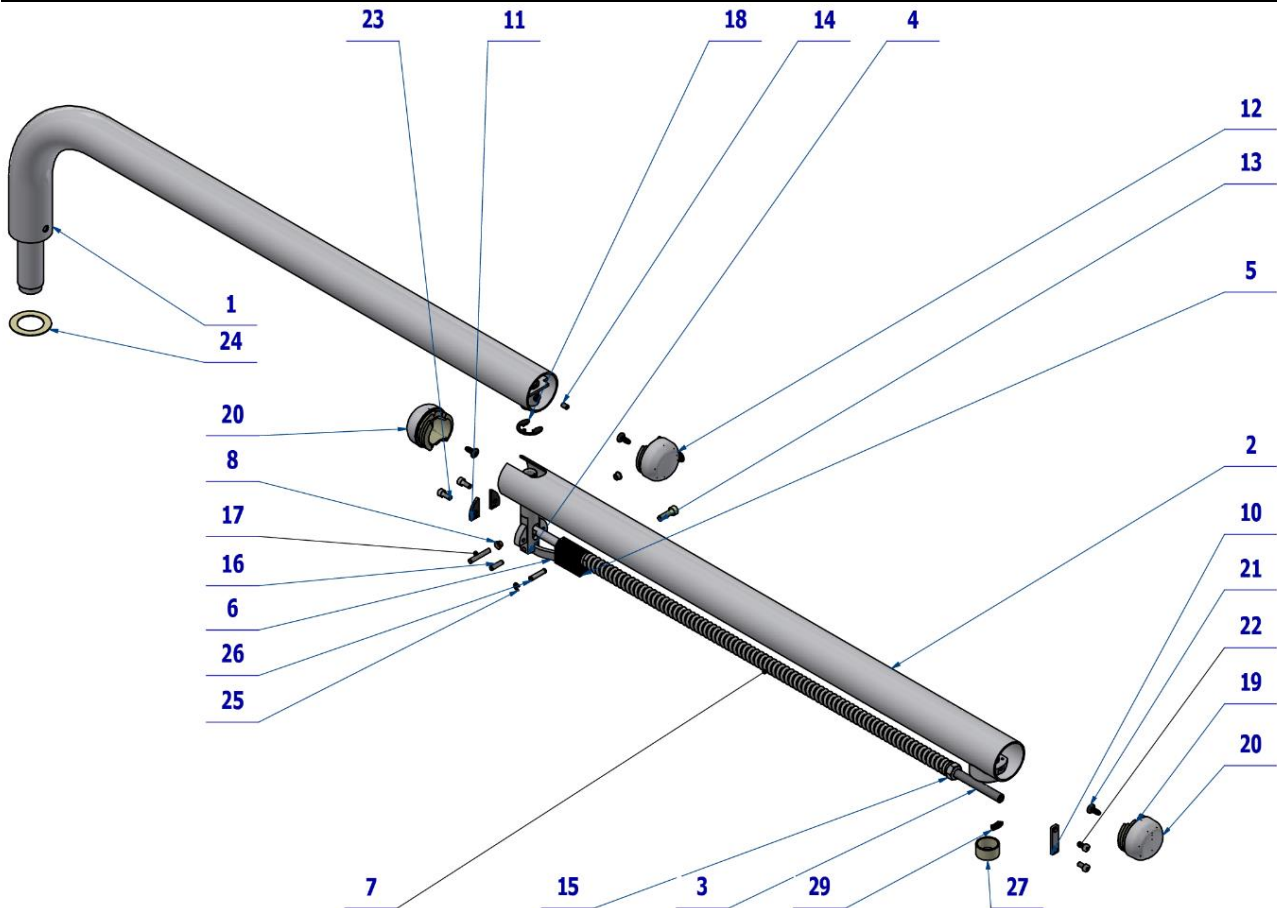


Pos.	Item no.	Product name	QTY	Unit	SP
901	ME341413.083	CABLE LIYY 5x0,34		M	
902	ME374000.505	CONECTOR NPPW-05- NINIGI	1,00	PC.	
903	ME374000.506	CONTACT NPPW-T NINIGI	5,00	PC.	
904	ME345571.005	CONECTOR NPPG-T NINIGI	5,00	PC.	
905	ME345571.004	CONECTOR NPPG-05 NINIGI	1,00	PC.	

24/05/2023

1.4 PANTOGRAPHIC FARO LIGHT ARM - WITH DIVIDED POST - A657-020-003-1

Item No.	Product name	SP
A657-020-003-1_K-001	PANTOGRAPHIC FARO LIGHT ARM - WITH DIVIDED POST / UNPAINT.	X
A657-020-003-1_K-005	PANTOGRAPHIC FARO LIGHT ARM - WITH DIVIDED POST / WHT2_MATTE	X



Pos.	Item no.	Product name	QTY	Unit	SP
001	V657-020-022-0	STAND PAINTED / WHT2_MATTE	1,00	PC.	X
002	V657-020-029-1	ARM FARO PAINTED/ WHT2_MATTE	1,00	PC.	X
003	V657-020-006-1	ROD- MAIN	1,00	PC.	X
004	V657-020-008-1	STUD / WHT2_MAT	1,00	PC.	X
005	V657-020-010-0	BRAKE STONE DENTIST'S PANTOGRAPH	1,00	PC.	X
006	V657-020-011-0	ROD	1,00	PC.	X
007	ME315000.046	LIGHT PANTOGRAPH SPRING - ONE	1,00	PC.	X
008	ME323000.039	CASE B10F 0505	2,00	PC.	X
010	V657-020-033-1	FIXING PLATE FARO	1,00	PC.	X
011	V657-020-025-1	LOCK PLATE	2,00	PC.	X
012	V657-050-023-0	BLIND PAINTED / WHT2_MATTE	1,00	PC.	X
013	ME309543.007	SCREW M 6X20	1,00	PC.	X
014	ME309287.033	SCREW M 5X8	1,00	PC.	X
015	ME311120.106	NUT M 10x1	1,00	PC.	X
016	ME311565.065	PIN CYLINDRICAL P 5x18 m6 HARDENED	1,00	PC.	X
017	ME311565.118	PIN CYLINDRICAL P 5x32 m6 HARDENED	1,00	PC.	X
018	ME311733.012	LOCK RING P 15 ZN	1,00	PC.	X
019	ME321822.235	CARRIER COVER LIGHT	3,00	PC.	X
020	ME321822.234	LIGHT ARM COVER - ECO / UNPAINTED	OPT.	PC.	X
020	V657-020-023-0	LIGHT ARM COVER - ECO / WHT2_MATTE	OPT.	PC.	X
021	ME307001.032	SCREW STP31 5x13 - H2	3,00	PC.	X
022	ME309542.003	SCREW M 5x10	2,00	PC.	X
023	ME309543.080	SCREW M 5X12	2,00	PC.	X
024	V657-090-022-0	WASHER	1,00	PC.	X
025	ME311732.004	LOCK RING P 4 ZN	2,00	PC.	X

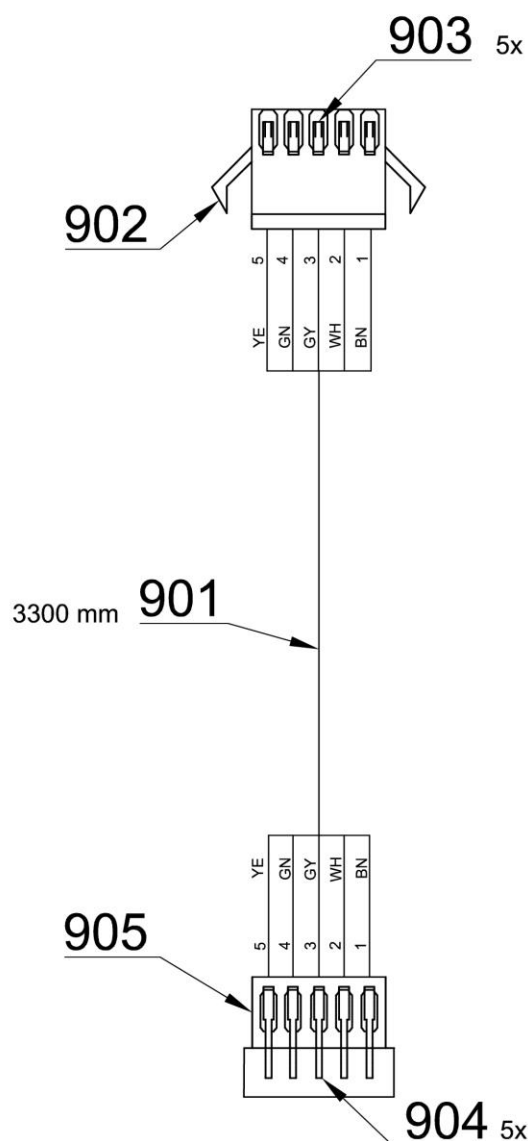
026	V657-020-035-1	SECURE PIN	1,00	PC.	X
027	V653-020-033-0	CASE FARO	1,00	PC.	X
029	ME273114.051	STOP FOR FARO	1,00	PC.	X
902	ME341413.083	CABLE LIYY 5x0,34	3,30	M	
903	A657-901-010-0	FARO LIGHT CONNECTOR	1,00	PC.	

PZ_23_036_OS_29/05/2023

1.4.1 FARO LIGHT CONNECTOR - A657-901-010-0

Item No.	Product name	SP
A657-901-010-0	FARO LIGHT CONNECTOR	X

BK - Black (čierna)
BN - Brown (hnedá)
BU - Blue (modrá)
GN - Green (zelená)
GNYE - Green/Yellow
GY - Grey (sivá)
OG - Orange (oranžová)
PK - Pink (ružová)
RD - Red (červená)
VT - Violet (fialová)
WH - White (biela)
YE - Yellow (žltá)



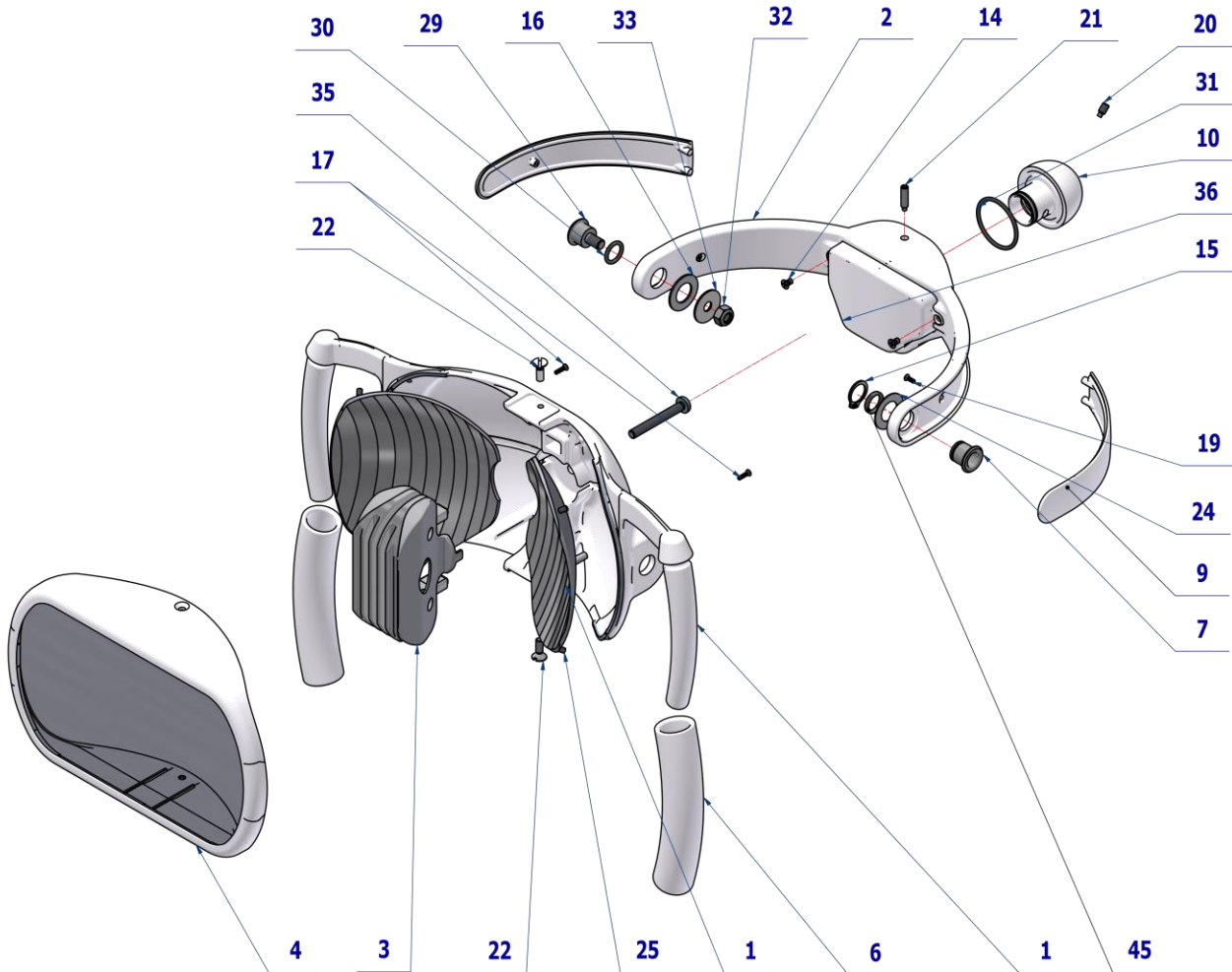
Pos.	Item no.	Product name	QTY	Unit	SP
901	ME341413.083	CABLE LIYY 5x0,34		M	
902	ME374000.505	CONECTOR NPPW-05- NINIGI	1,00	PC.	
903	ME374000.506	CONTACT NPPW-T NINIGI	5,00	PC.	
904	ME345571.005	CONECTOR NPPG-T NINIGI	5,00	PC.	
905	ME345571.004	CONECTOR NPPG-05 NINIGI	1,00	PC.	

24/05/2023

2 LIGHT

2.1 XENOS LIGHT – A653-900-001-0

Item No.	Product name	SP
A653-900-001-0_K-005	XENOS LIGHT	X



Pos.	Item no.	Product name	QTY	Unit	SP
001	V618.07-00-01.2	LIGHT BASE / WHT2_MATTE	1.00	PC.	X
002	V618.07-02-00.1	FORK, COMPLETE/ WHT2_MATTE	1.00	PC.	X
003	A653-900-004-0	COOLER, COMPLETE	1.00	PC.	X
004	V653-900-001-0	FRONT COVER COMPLETE / WHT2_MATTE	1.00	PC.	X
005	V618.07-00-05	REFLECTOR	2.00	PC.	X
006	ME321822.079	HANDLE COVER RP 71791/60U white	2.00	PC.	X
007	V618.07-00-07.4	CONNECTOR	1.00	PC.	X
008	V510.01-00-38	RING 2	2.00	PC.	X
009	V653-900-002-0	ARM COVER / WHT2_MATTE	1.00	PC.	X
010	V618.07-00-10.1	BALL JOINT / WHT2_MATTE	1.00	PC.	X
014	ME309543.109	SCREW M 3X5	2.00	PC.	X
015	ME311733.002	LOCK RING P 12	1.00	PC.	X
016	V618.07-00-16	WASHER PA 12,25 - 22x1,0		PC.	
017	ME309285.075	SCREW P 2,2x8 ECO SYN	2.00	PC.	X
018	ME311733.008	LOCK RING P 20	1.00	PC.	X
019	ME309285.073	SCREW P 2,2x6 ECO SYN	2.00	PC.	X
020	ME309287.025	SCREW M 4X8	1.00	PC.	X
021	ME309287.024	SCREW M 4X16	1.00	PC.	X
022	ME309251.125	SCREW M 4x12	2.00	PC.	X
023	V618.07-00-23.3	LABEL XENOS	1.00	PC.	X
024	V618.07-00-24	WASHER PA 12,25 - 22x0,5	3.00	PC.	X
025	ME309543.081	SCREW M 3x5	4.00	PC.	X
029	V618.07-00-07.3	JOINT 1	1.00	PC.	X

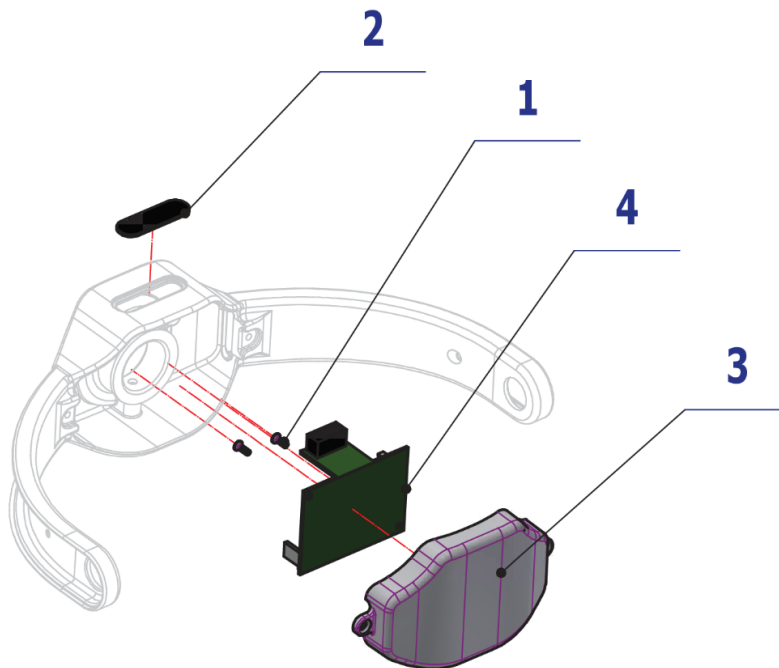
030	ME273111.133	O RING P 10x2 NBR90	1.00	PC.	X
031	ME273111.028	O RING P 28X2	1.00	PC.	X
032	ME311120.084	NUT M6	1.00	PC.	X
033	ME311212.022	WASHER P 6x20 BODYWORK BN 732	1.00	PC.	X
035	ME309255.098	SCREW M 5x40	1.00	PC.	X
036	A653-900-002-0>>	ACC. XENOS WITH SENSOR/ WHT2_MATTE	1.00	PC.	X
040	ME735000.332	WARNING LABEL	1.00	PC.	X
045	ME273111.123	O RING P 10X2 SILICONE	1.00	PC.	X

PZ_23_077_07/06/2023

Pos. **16** WASHER PA 12,25 - 22x1,0 must be ordered separately under n. V618.07-00-16.

2.1.1 ACC. XENOS WITH SENSOR – A653-900-002-0

Item No.	Product name	SP
A653-900-002-0_K-005	ACC. XENOS WITH SENSOR / WHT2_MATTE	X

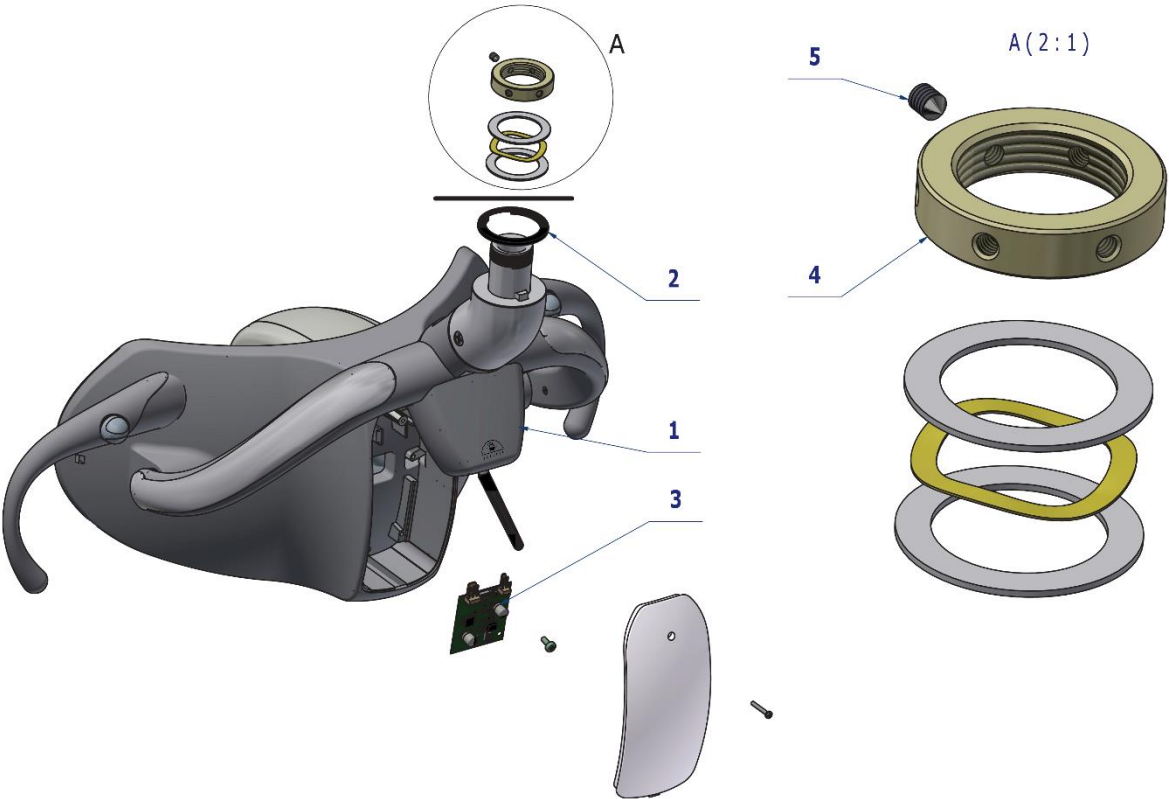


Pos.	Item no.	Product name	QTY	Unit	SP
001	ME309285.073	SCREW P 2,2x6 ECO SYN	2.00	PC.	
002	ME321822.058	SENSOR COVER	1.00	PC.	X
003	V653-900-004-0	ELECTRONICS COVER, NO HOLES / WHT2_MATTE	1.00	PC.	X
004	ME374000.429	MODULE XENOS_N6v0	1.00	PC.	X

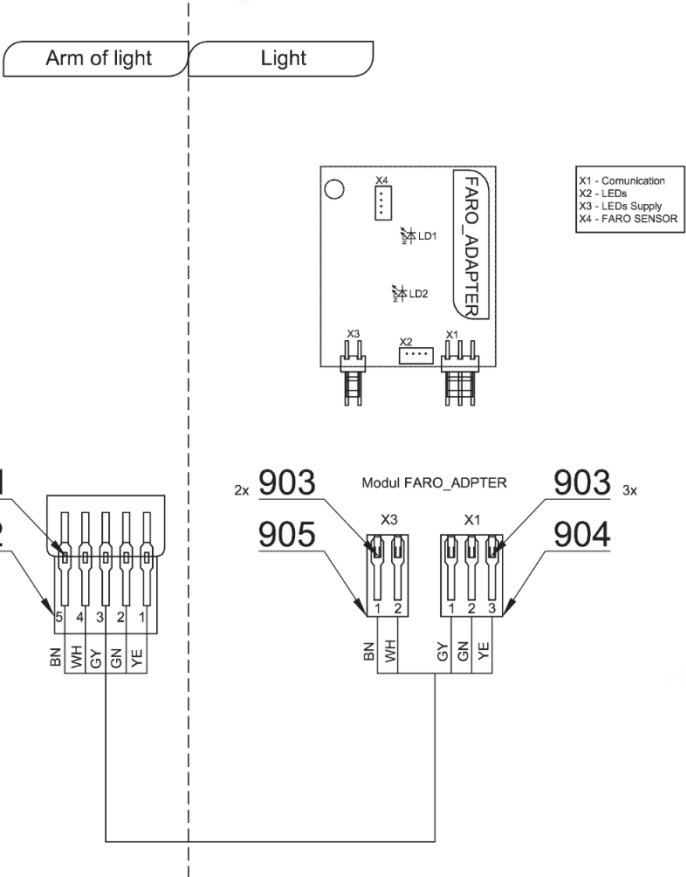
12/03/2022

2.2 FARO MAIA LED LIGHT – A657-901-001-0

Item No.	Product name	SP
A657-901-001-0	FARO MAIA LED LIGHT	X



BK - Black
BN - Brown
BL - Blue
GN - Green
GNYE - Green/Yellow
GY - Grey
OG - Orange
PK - Pink
RD - Red
VT - Violet
WH - White
YE - Yellow



Pos.	Item no.	Product name	QTY	Unit	SP
001	ME348000.044	LIGHT FARO MAIA LED	1,00	PC.	X
002	ME273114.010	WASHER S2_P39.8	1,00	PC.	X
003	ME374000.468	MODULE FARO_ADAPTER	1,00	PC.	X
004	V657-020-032-1	NUT FARO	1,00	PC.	X
005	ME309281.082	SCREW M 4X6	1,00	PC.	X
901	ME345571.005	CONNECTOR NPPG-T NINIGI	5,00	PC.	
902	ME345571.004	CONNECTOR NPPG-05 NINIGI	1,00	PC.	
903	ME372010.141	CRIMPING CONTACT NSK 25-0	5,00	PC.	
904	ME374060.011	HOUSING NSG 25-3	1,00	PC.	
905	ME374060.010	HOUSING NSG 25-2	1,00	PC.	

27/11/2022


I FOOT CONTROLLERS



1 UNIVERSAL FOOT CONTROLLER (UNO)
A653-010-001-1



2 COMBINED FOOT CONTROLLER (NOK)
A653-011-001-1



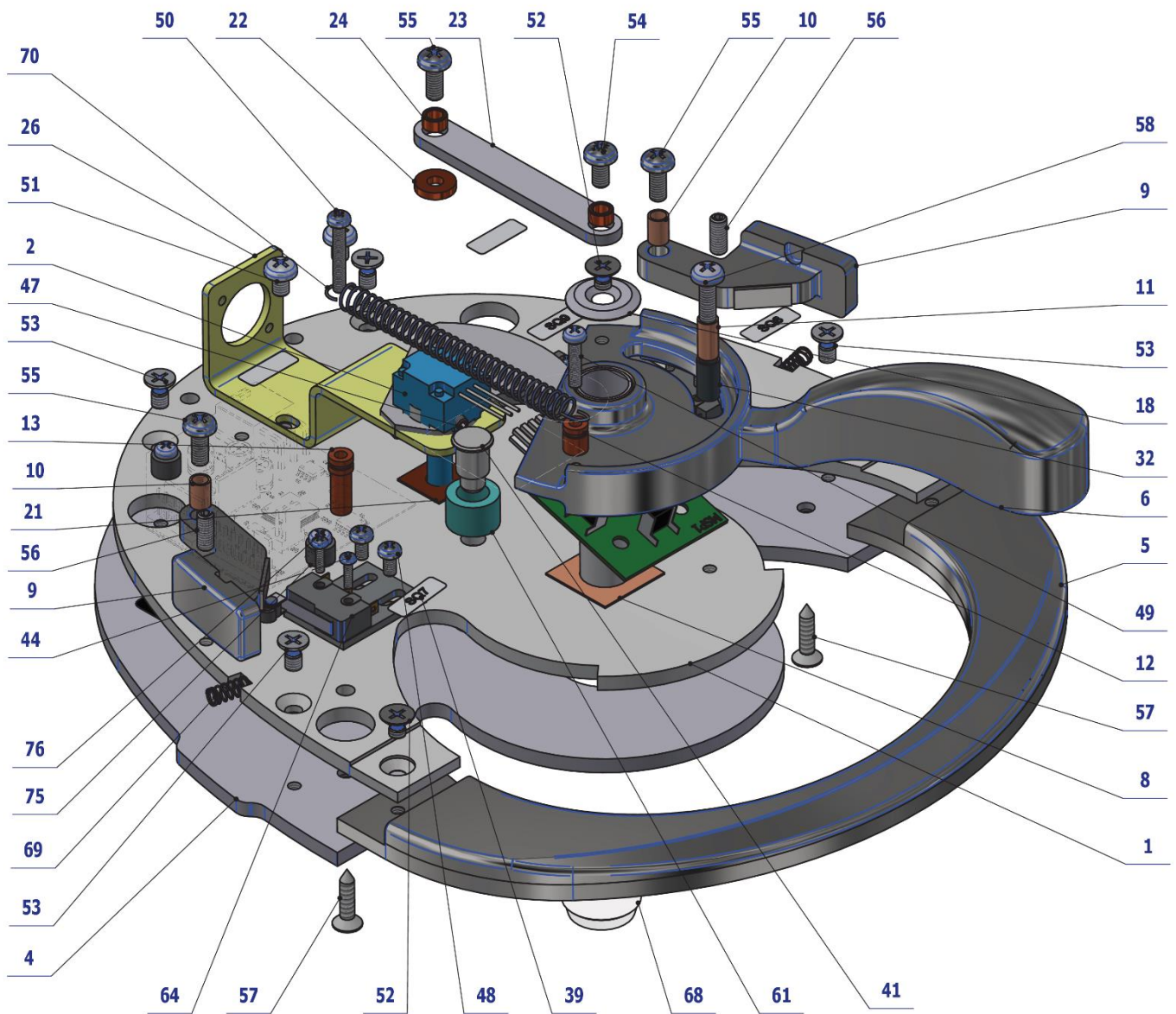
3 FOOT CONTROLLER MARQUARDT
A657-011-001-0

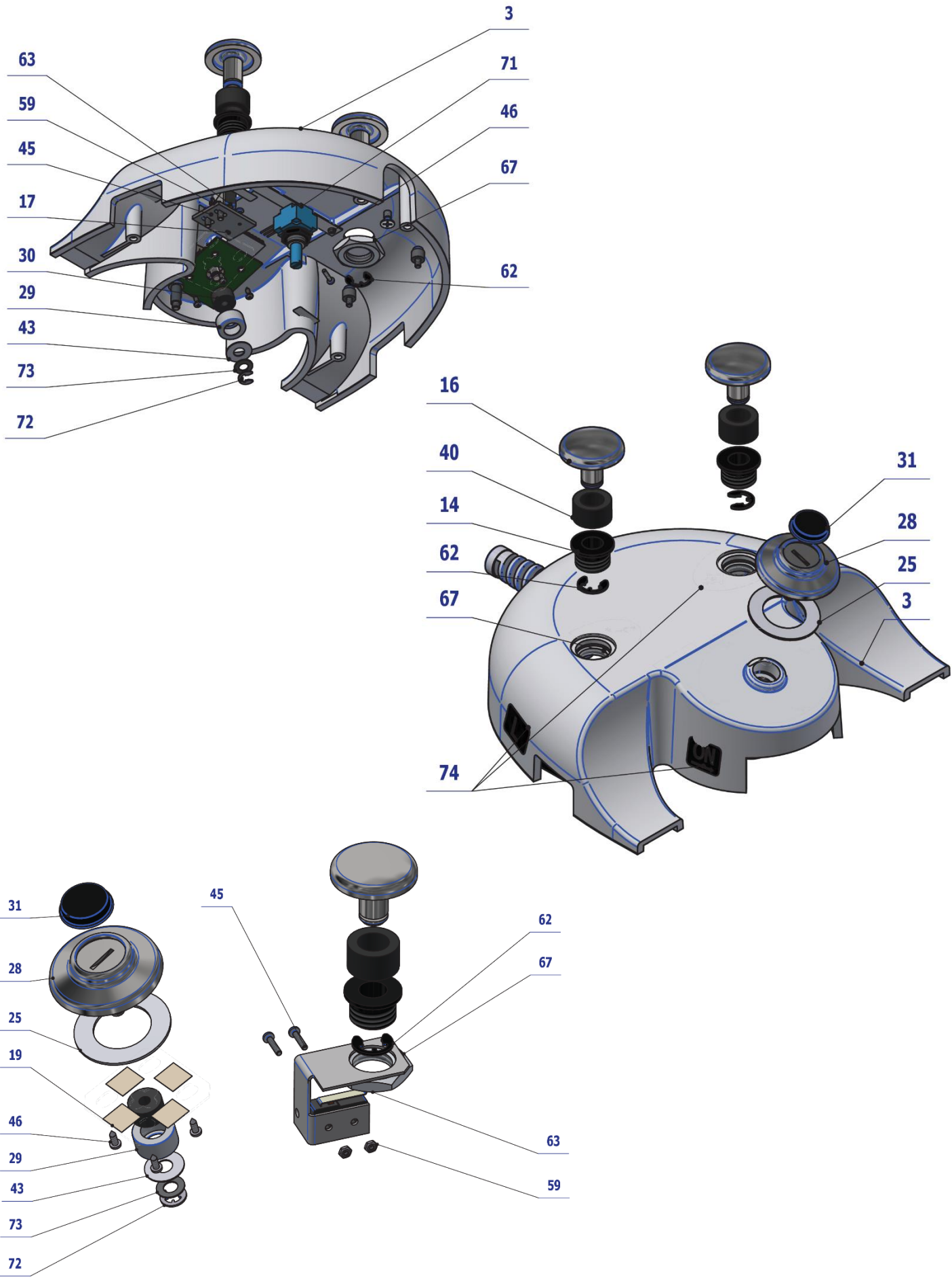


4 FOOT CONTROLLER SWING
A653-012-001-0

1 UNIVERSAL FOOT CONTROLLER (UNO) – A653-010-001-1

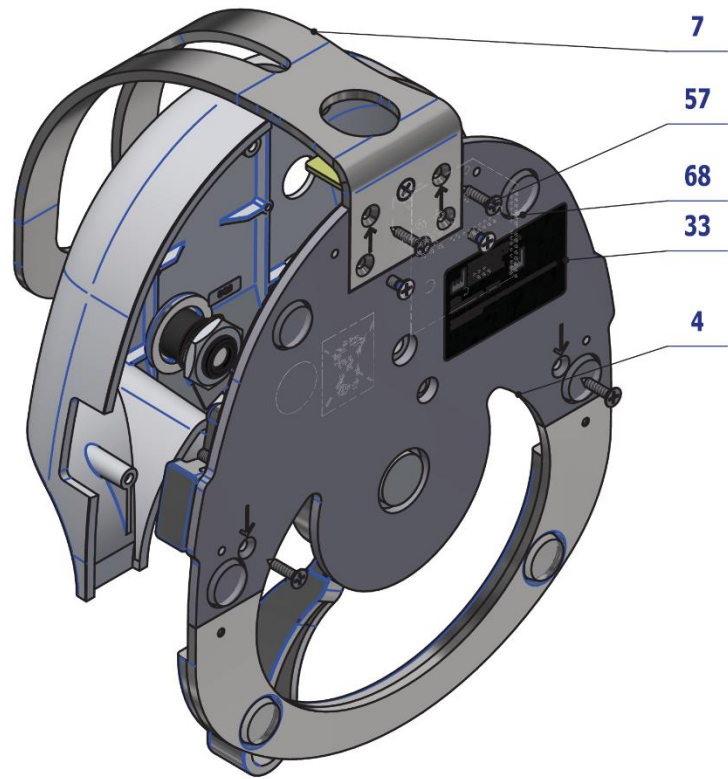
Item No.	Product name	SP
A653-010-001-1_K-005	UNIVERSAL FOOT CONTROLLER (UNO) / WHT2_MATTE	X



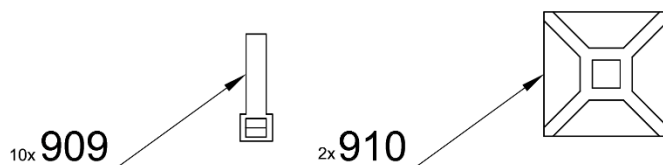
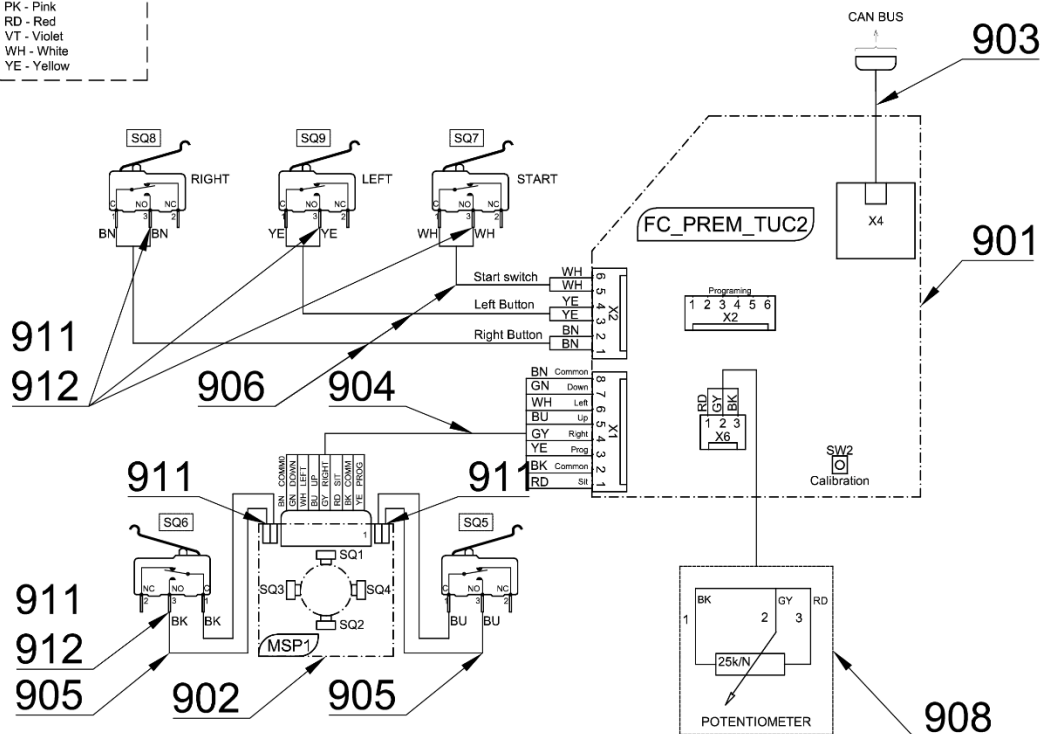




903
CABLE FC NOK - CONNECTOR
SV 80 LUMBERG



BK - Black
BN - Brown
BU - Blue
GN - Green
GNYE - Green/Yellow
GY - Grey
OG - Orange
PK - Pink
RD - Red
VT - Violet
WH - White
YE - Yellow



Function of switches for chair control

- SQ1 - Chair move UP
- SQ2 - Chair move DOWN
- SQ3 - Backrest move backward
- SQ4 - Backrest move forward
- SQ5 - Saved programmed positions
- SQ6 - Default position

Function of switches for dental unit

- SQ7 - Start / bowl flushing
- SQ8 - Chipblower / cup filling
- SQ9 - Spray / revers

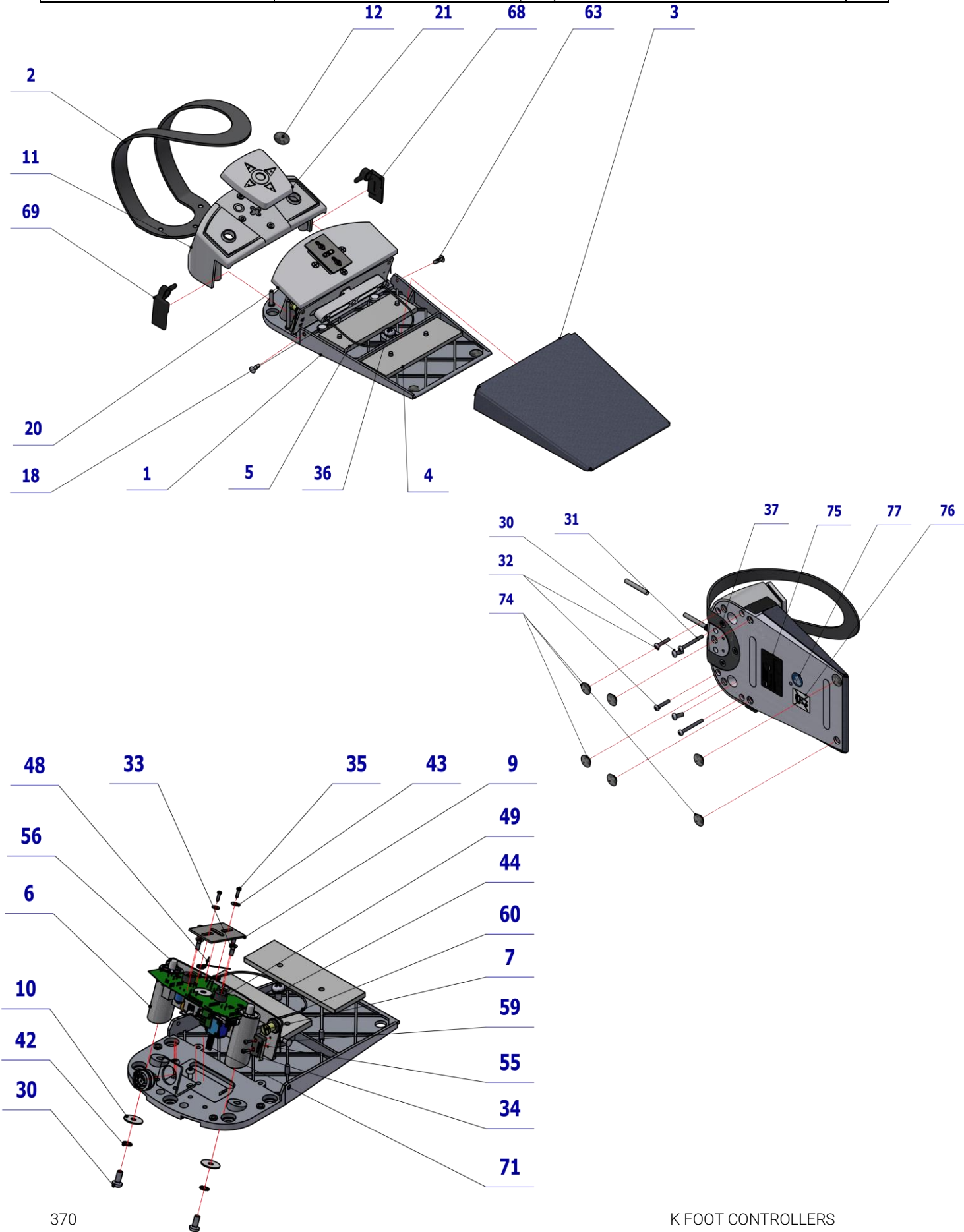
Pos.	Item no.	Product name	QTY	Unit	SP
001	V617.30-01-00	BASIC UNO CONTROLLER	1.00	PC.	X
002	V617.30-02-00	POTENTIOMETER ARM	1.00	PC.	X
003	V653-910-001-0	CONTROLLER COVER / WHT2_MATTE	1.00	PC.	X
004	V617.30-00-04.1	LOAD-BEARING PLATE	1.00	PC.	X
005	V617.30-00-05.1	STEP PLATE	1.00	PC.	X
006	V617.30-00-06.2	UNO CONTROL LEVER	1.00	PC.	X
007	V617.30-00-07	FOOT CONTROLLER CARRIER	1.00	PC.	X
008	V617.30-00-08	LEVER SLIP WASHER	1.00	PC.	X
009	V617.30-00-09	SWITCH LEVER	2.00	PC.	X
010	V617.30-00-10	SWITCH LEVER BUSHING	2.00	PC.	X
011	V617.30-00-11	STOP POST	1.00	PC.	X
012	V617.30-00-12.1	SPRING POST SHORT	1.00	PC.	X
013	V617.30-00-13.1	SPRING POST LONG	1.00	PC.	X
014	V617.30-00-14	BUTTON BUSHING	2.00	PC.	X
016	V617.30-00-16	CONTROL BUTTON	2.00	PC.	X
017	V617.30-00-17	MICROSCOPE BUTTON HOLDER	2.00	PC.	X
018	V617.30-00-18	LEVER WASHER	1.00	PC.	X
019	V617.30-19-00	JOYSTICK CROSS AND SLIDING STRIP	1.00	PC.	X
021	V617.30-00-21	POTENTIOMETER ARM WASHER	1.00	PC.	X
022	V617.30-00-22	SPACING BUSHING	1.00	PC.	X
023	V617.30-00-23	ARM ROD	1.00	PC.	X
024	V617.30-00-24	ROD BUSHING	2.00	PC.	X
025	V617.30-00-25	JOYSTICK WASHER	1.00	PC.	X
026	V617.30-00-26	POTENTIOMETER HOLDER	1.00	PC.	X
028	V617.30-00-28	JOYSTICK CONTROLLER	1.00	PC.	X
029	V617.30-00-29.1	COLLAR	1.00	PC.	X
030	ME273114.025	FOAM SPRING 4x12	1.00	PC.	X
031	ME273141.015	BUMPER BUMPON SJ 5744 BLACK	1.00	PC.	X
032	V617.30-00-32	STOP COVER	2.00	PC.	X
033	V617.30-00-33	LABEL FC	1.00	PC.	X
039	V606.05-00-04	MICROSWITCH HOLDER	3.00	PC.	X
040	ME273114.030	SEAL Ø18x11 x 10	2.00	PC.	X
041	V617.30-00-41	STOP PIN	1.00	PC.	X
043	V617.30-00-43	JOYSTICK LEVER WASHER	1.00	PC.	X
044	ME309251.101	SCREW M 2X8	6.00	PC.	X
045	ME309255.071	SCREW M 2X10	4.00	PC.	X
046	ME309285.066	SCREW P 2,5X6 ECO SYN	5.00	PC.	X
047	ME309281.090	SCREW M 3X5	1.00	PC.	X
048	ME309255.051	SCREW M 3X6	6.00	PC.	X
049	ME309255.074	SCREW M 3X14	1.00	PC.	X
050	ME309255.075	SCREW M 3X20	1.00	PC.	X
051	ME309255.073	SCREW M 4X6	2.00	PC.	X
052	ME309251.069	SCREW M 4X6	3.00	PC.	X
053	ME309543.070	SCREW M 4X8	7.00	PC.	X
054	ME309543.068	SCREW M 4X8	1.00	PC.	X
055	ME309255.044	SCREW M 4X10	3.00	PC.	X
056	ME309287.021	SCREW M 4X10	2.00	PC.	X
057	ME309285.069	SCREW P 4X16 ECO SYN	4.00	PC.	X
058	ME309255.069	SCREW M 4X14	1.00	PC.	X
059	ME311120.081	NUT M 2	4.00	PC.	X
060	ME311280.005	WASHER P 5,3	2.00	PC.	X
061	V617.30-00-61	CONTROL LEVER STOP	1.00	PC.	X
062	ME311732.007	LOCK RING P 7 ZN	2.00	PC.	X
063	ME374415.031	MICROSWITCH OMRON SS-5GL 13	2.00	PC.	X
064	ME374415.015	MICROSWITCH OMRON SS-5GL2	3.00	PC.	X
067	ME319428.196	NUT M16X1,5 LASTIC	2.00	PC.	X
068	ME321200.022	BUMPER BUMPON SJ5344 P19x4mm	6.00	PC.	X
069	ME315170.059	SPRING TL 0400X044X0117	2.00	PC.	X
070	ME315170.066	SPRING TZ0630x0069x0372	1.00	PC.	X
071	V617.30-00-71	FLAT FUSE	1.00	PC.	X
072	ME311732.004	LOCK RING P 4 ZN	1.00	PC.	X
073	ME315000.099	PLATE WASHER	1.00	PC.	X
074	ME735010.037	SYMBOL UNO 5	1.00	PC.	X

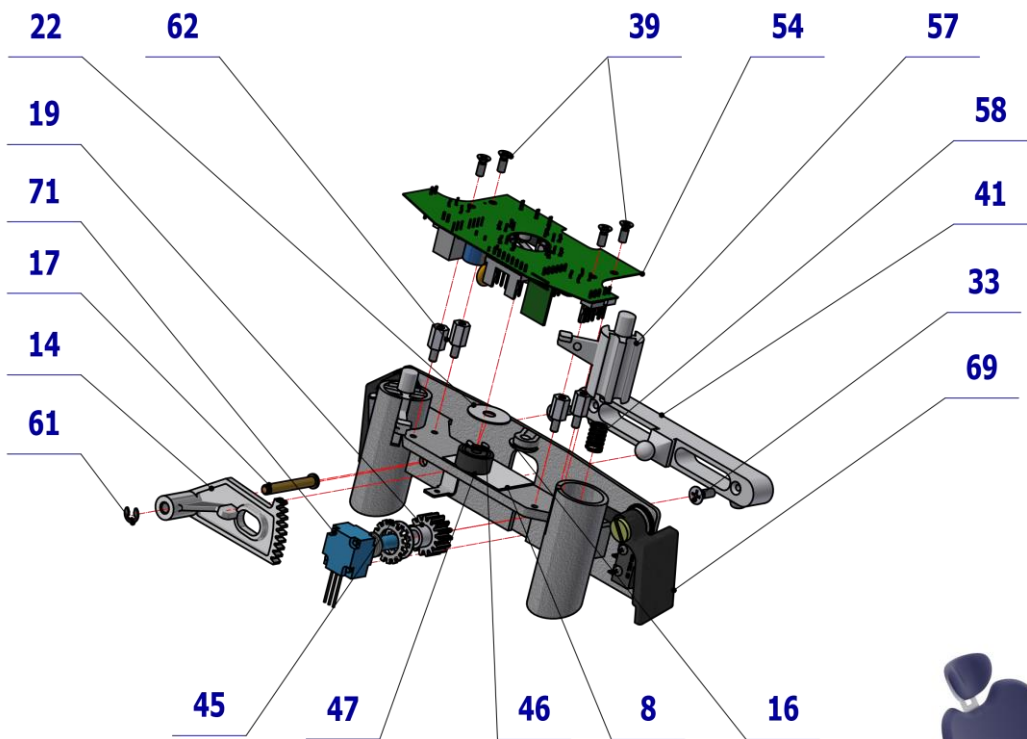
075	ME309255.097	SCREW M 3X10	2,00	PC.	X
076	ME371418.009	SPACER POST KDR 05	2,00	PC.	X
901	ME374000.455	MODULE FC_PREM_TUC2	1,00	PC.	
902	ME389181.064	MODULE MSP1	1,00	PC.	
903	ME374100.124	CABLE FC NOK - CONNECTOR SV 80 LUMBERG	1,00	PC.	
904	ME374010.060	CABLE CONNECT MODULES - ASSEMBLY	1,00	PC.	
905	V617.30-90-05.3	WIRES SQ5, SQ6-ASSEMBLY	1,00	PC.	
906	V617.30-90-06.4	CABLES SQ7, SQ8, SQ9-ASSEMBLY PREM	1,00	PC.	
908	ME371255.005	POTENTIOMETER BLUE 25K/N 6mm	1,00	PC.	
909	ME397900.012	CABLE TIE CIMCO – 181361	10,00	PC.	
910	ME345711.034	CLAMP F0505 HC 101	2,00	PC.	
912	ME343421.011	INSULATING TUBE PVC 2,5X0,5 BLACK	0,08	M	

PZ_23_094_04/09/2023

2 COMBINED FOOT CONTROLLER (NOK) – A653-011-001-1

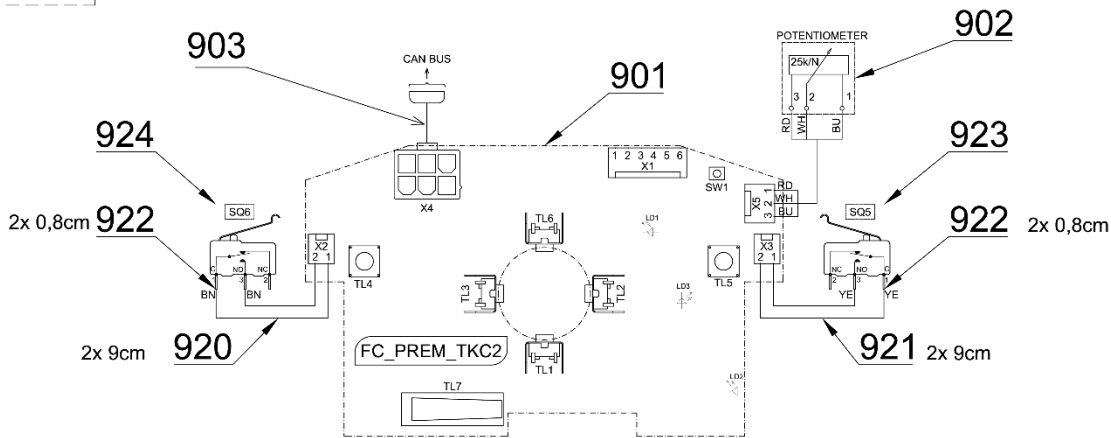
Item No.	Product name	SP
A653-011-001-1_K-001	COMBINED FOOT CONTROLLER (NOK)	X





903
CABLE FC NOK - CONNECTOR
SV 80 LUMBERG

- BK - Black
- BN - Brown
- BU - Blue
- GN - Green
- GNYE - Green/Yellow
- GY - Grey
- OG - Orange
- PK - Pink
- RD - Red
- VT - Violet
- WH - White
- YE - Yellow



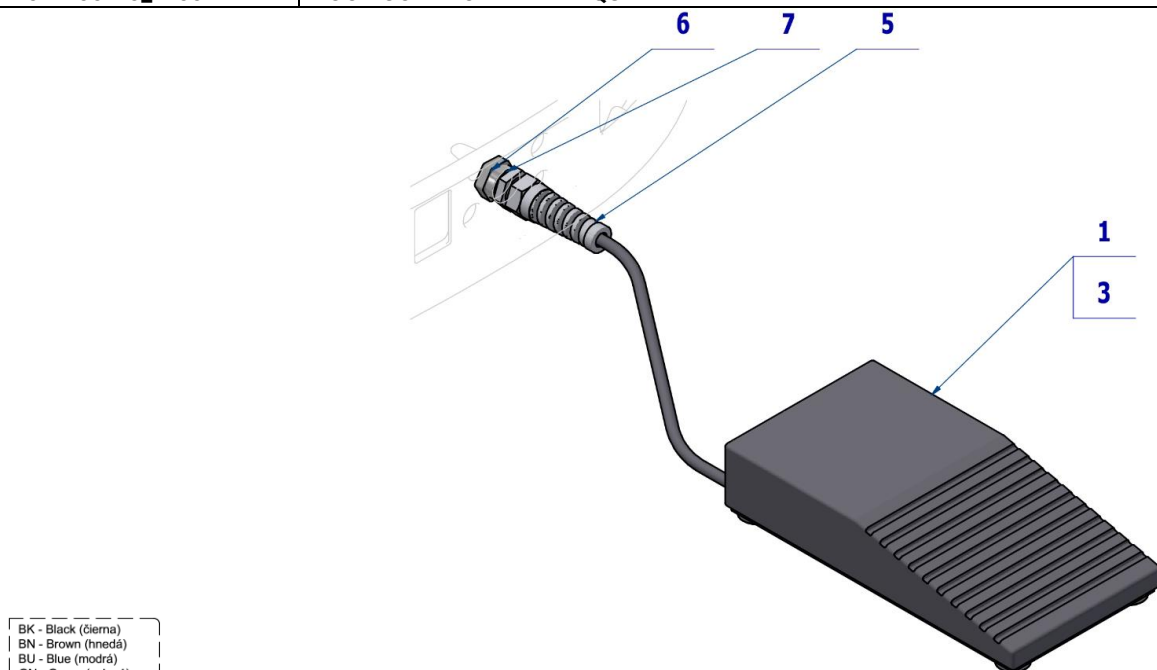
Pos.	Item no.	Product name	QTY	Unit	SP
001	V606.04-00-01.1	BASE PLATE	1.00	PC.	X
002	V606.04-00-05	HOLDER	1.00	PC.	X
003	V606.04-00-04	CONTROLLING PART	1.00	PC.	X
004	V606.04-01-21.1	WEIGHT FRONT	1.00	PC.	X
005	V606.04-01-20.1	WEIGHT BACK	1.00	PC.	X
006	V606.04-02-01	HOLDER	1.00	PC.	X
007	V606.04-02-12	LEVER STUD	2.00	PC.	X

008	V606.04-00-23	WASHER INSULATING	1.00	PC.	X
009	V606.04-00-15	FLAT SHEET	1.00	PC.	X
010	V606.04-00-26	DEFINING WASHER	2.00	PC.	X
011	V606.04-05-01-01	COVER 2	1.00	PC.	X
012	V606.04-09-02	FOOT- ADJUSTMENT	1.00	PC.	X
014	V606.04-00-10	GEARING SEGMENT	1.00	PC.	X
015	V606.04-09-03	ARROW	4.00	PC.	X
016	V606.04-00-25	STOP P4,2	1.00	PC.	X
017	V606.04-00-19	SEGMENT STUD	1.00	PC.	X
018	V606.04-00-24	STOP P4,2	2.00	PC.	X
019	V606.04-00-12	PINION - ADJUSTMENT	1.00	PC.	X
020	V606.04-00-08	MOUNTING PLATE	1.00	PC.	X
021	V606.04-00-09.1	JOISTICK	1.00	PC.	X
022	V606.04-00-20	WASHER	1.00	PC.	X
023	ME273141.012	OUTLET PVC VYV 55B	1.00	PC.	X
024	ME321822.065	MICROSWITCH LEVER RIGHT	1.00	PC.	X
025	ME321822.064	MICROSWITCH LEVER LEFT	1.00	PC.	X
026	V606.04-00-21	CASE	1.00	PC.	X
027	ME273114.025	FOAM SPRING 4x12	3.00	PC.	X
028	ME273121.032	CABLE ADAPTER PA 238	1.00	PC.	X
029	ME321200.007	FOOT C.1870081	7.00	PC.	X
030	ME309255.041	SCREW M5x12	2.00	PC.	X
031	ME309255.079	SCREW M4x40	2.00	PC.	X
032	ME309255.080	SCREW M4x22	2.00	PC.	X
033	ME309285.065	SCREWM3,5x10 ECO SYN	6.00	PC.	X
034	ME309251.101	SCREW M2x8	4.00	PC.	X
035	ME309285.046	SCREW M2,2x10 ECO SYN	2.00	PC.	X
036	ME309255.078	SCREW M6x12	1.00	PC.	X
037	ME309251.067	SCREW M5x8 MZ FORM Z	3.00	PC.	X
038	ME309285.074	SCREW M3x12 ECO SYN	2.00	PC.	X
039	ME309251.078	SCREW M3x8	4.00	PC.	X
040	ME321200.013	SPRING PIN	2.00	PC.	X
041	ME321821.113	CAM 3-606.04-00-07	1.00	PC.	X
042	ME311214.003	WASHER P5,3	2.00	PC.	X
043	ME311280.001	WASHER P2,7	2.00	PC.	X
044	ME311210.027	WASHER P6,4	1.00	PC.	X
045	ME311214.005	WASHER P 10,5	1.00	PC.	X
046	ME311732.004	LOCK RING P4 ZN	1.00	PC.	X
047	ME371418.007	SPACER POST M3-9	4.00	PC.	X
048	ME315000.123	SPRING	2.00	PC.	X
049	ME315000.119	LEVER SPRING	2.00	PC.	X
050	ME315000.087	CONTROLLING PART SPRING	1.00	PC.	X
051	ME315000.122	SPRING V606.04-00-18.1	2.00	PC.	X
052	V617.30-00-33	LABEL F.C. UNIT	1.00	PC.	
053	ME374000.202A	NUT M7 PRE UNIPOT 25k/4mm	2.00	PC.	X
054	ME374000.454	MODULE FC_PREM_TKC2	1.00	PC.	X
055	ME374415.031	MICROSWITCH OMRON SS-5GL 13	2.00	PC.	X
056	ME321821.111	SWITCHING PART - RIGHT	1.00	PC.	X
057	ME321821.112	SWITCHING PART - LEFT	1.00	PC.	X
061	ME311000.001	LOCK RING P3,2 ZN	1.00	PC.	X
062	ME735413.020	LABEL WASTE	1.00	PC.	
063	ME735010.048	LABEL USER MANUAL	1.00	PC.	
901	ME374000.454	MODULE FC_PREM_TKC2	1,00	PC.	X
902	ME371255.005	POTENTIOMETER BLUE 25K/N 6mm	1,00	PC.	X
903	ME374100.124	CABLE FC NOK - CONNECTOR SV 80 LUMBERG	1,00	PC.	X
904	ME345571.063	CONECTOR MOLEX 39-01-2065	1,00	PC.	X
920	ME341419.003	WIRE LiY 0,25 BN - 4126003S	0,18	M	
921	ME341419.004	WIRE LiY 0,25 YE - 4126005S	0,18	M	
922	ME343421.011	INSULATING TUBE PVC 2,5X0,5 BLACK	0,03	M	
923	V400.01-00-61	LABEL SQ5		PC.	
924	V400.01-00-62	LABEL SQ6		PC.	
930	ME735010.028	SYMBOLS NOK 2	1,00	PC.	

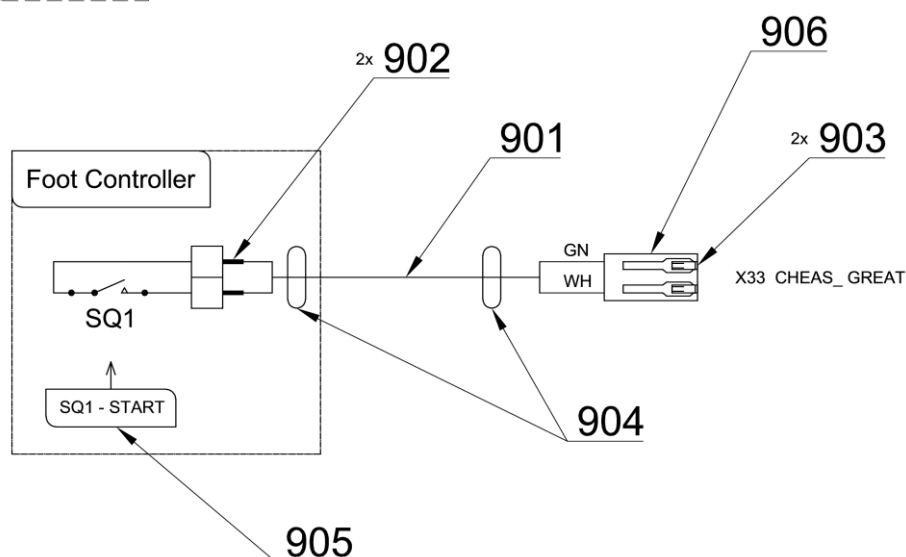
PZ_23_094_04/09/2023

3 FOOT CONTROLLER MARQUARDT – A657-011-001-0

Item No.	Product name	SP
A657-011-001-0_K-001	FOOT CONTROLLER MARQUARDT	X



BK - Black (čierna)
BN - Brown (hnedá)
BU - Blue (modrá)
GN - Green (zelená)
GNYE - Green/Yellow
GY - Grey (sivá)
OG - Orange (oranžová)
PK - Pink (ružová)
RD - Red (červená)
VT - Violet (fialová)
WH - White (biela)
YE - Yellow (žltá)

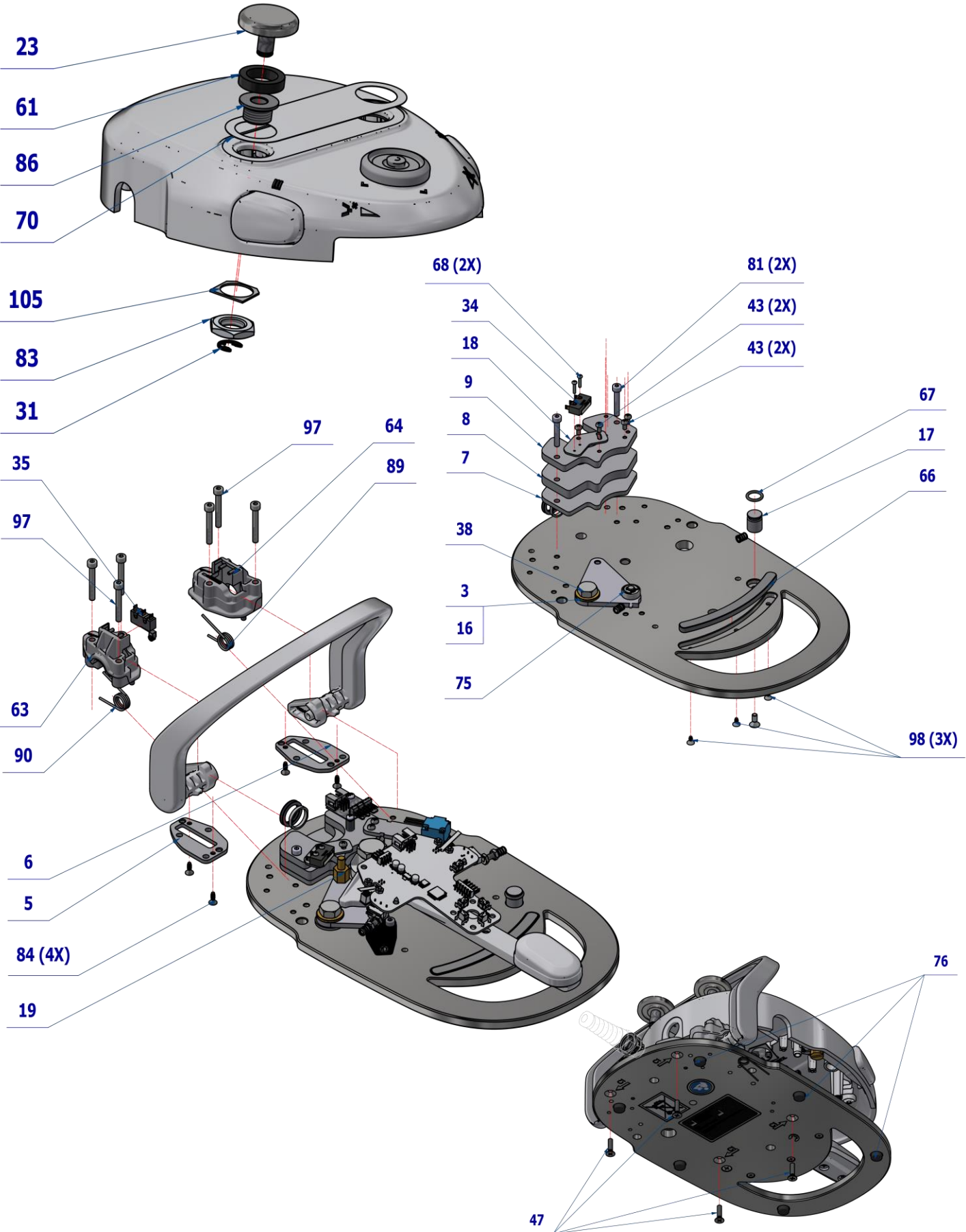


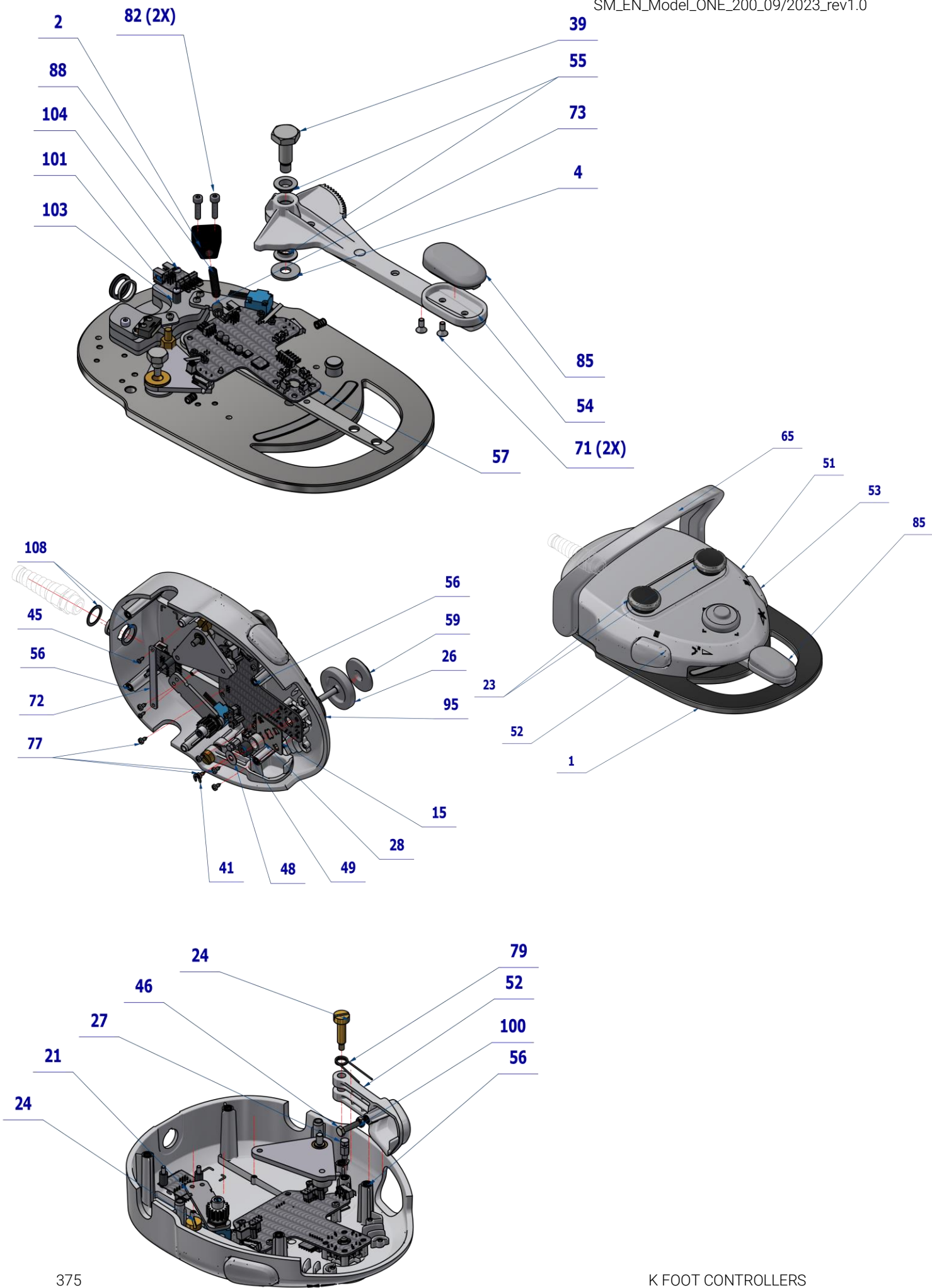
Pos.	Item no.	Product name	QTY	Unit	SP
001	ME358123.001	FOOT CONTROLLER MARQUARDT	1,00	PC.	X
003	ME321200.007	FOOT C.1870081	4,00	PC.	X
008	V617.30-00-33	LABEL N.O. UNIT	1,00	PC.	X
005	ME345220.010	OUTLET M 16X1,5 -PG9	1,00	PC.	X
006	ME319428.174	NUT FOR ADAPTER PG9	1,00	PC.	X
007	V653-012-039-0	DEFINING WASHER	1,00	PC.	X
901	ME341414.092	CABLE UNITRONIC LIYCY 3X0,34	2,90	M	
902	ME375000.004	INSULATED CRIMP FITTING - NITI 0,34x8 TQ ETTINGER	2,00	PC.	
903	ME372010.141	CRIMPING CONTACT NSK 25-0	2,00	PC.	
904	ME243422.004	INSULATING TUBE P6,4	0,036	M	
905	V400.01-00-57	LABEL SQ1	1,00	PC.	
906	ME374060.010	HOUSING NSG 25-2	1,00	PC.	

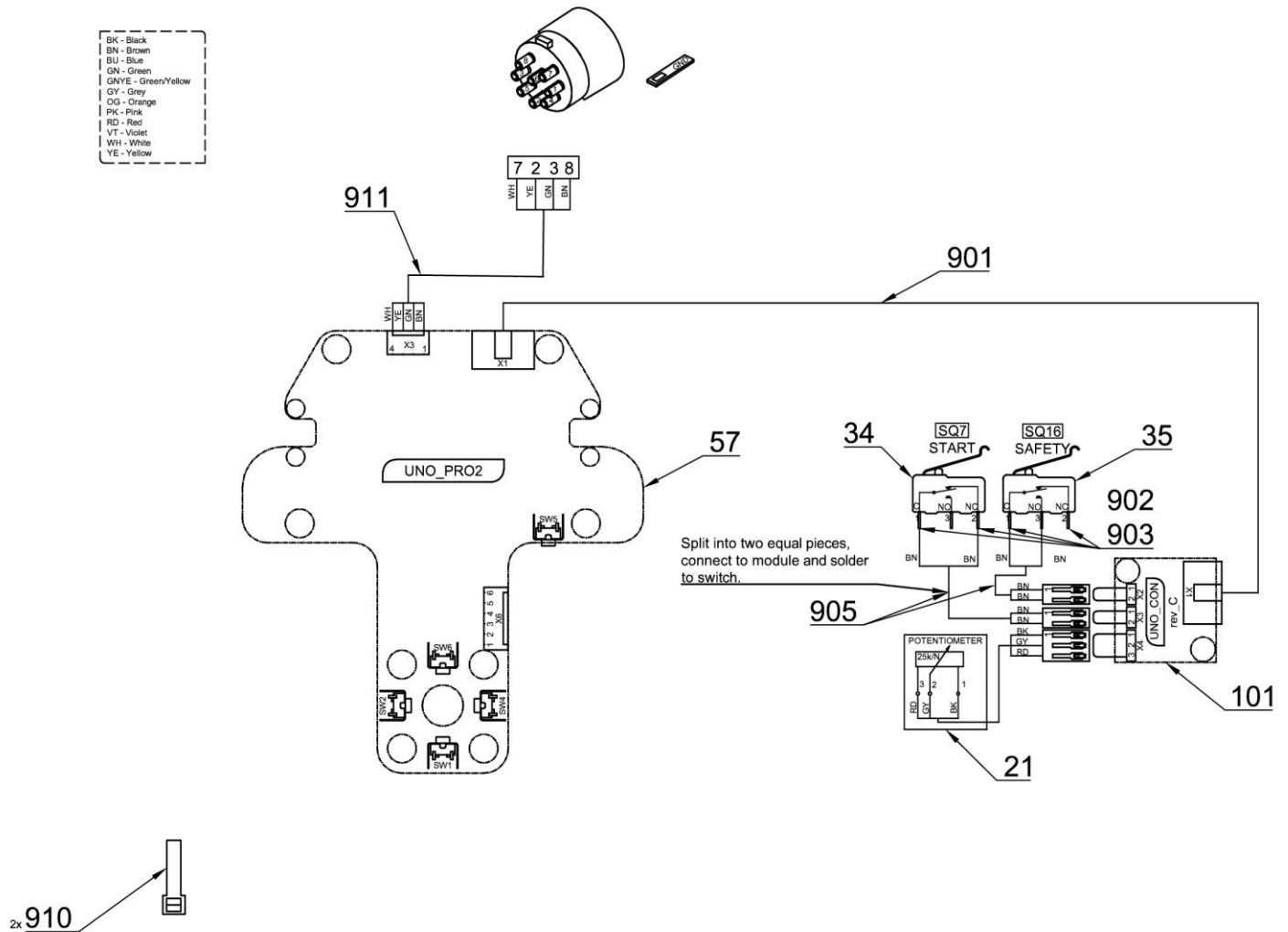
PZ_23_038_OS_31/05/2023

4 FOOT CONTROLLER SWING – A653-012-001-0

Item No.	Product name	SP
A653-012-001-0_K-001	FOOT CONTROLLER SWING	X







Pos.	Item no.	Product name	QTY	Unit	SP
001	V653-012-001-0	BASE FC	1,00	PC.	X
002	V653-012-002-0	LEVER PRESSURE BASE	1,00	PC.	X
003	V653-012-037-0	ARM FLAT - ASSEMBLY	1,00	PC.	X
004	V653-012-004-0	LEVER WASHER	1,00	PC.	X
005	V653-012-005-0	SHEET ARC BUSHING L	1,00	PC.	X
006	V653-012-006-0	SHEET ARC BUSHING R	1,00	PC.	X
007	V653-012-007-0	LOWER WEIGHT	1,00	PC.	X
008	V653-012-008-0	MIDDLE WEIGHT	1,00	PC.	X
009	V653-012-009-0	TOP WEIGHT	1,00	PC.	X
015	V653-012-015-0	JOYSTICK FLAT	1,00	PC.	X
016	V653-012-016-0	ARM WASHER	1,00	PC.	X
017	V653-012-017-0	LEVER STOP	2,00	PC.	X
018	V653-012-010-0	START SENSOR SHEET	1,00	PC.	X
019	V653-012-018-0	SWITCH PIN	1,00	PC.	X
021	A653-999-042-0	KIT POTENTIOMETER WITH GEARING	1,00	PC.	X
023	V653-012-022-0	TOP BUTTON	2,00	PC.	X
024	V653-012-023-0	SCREW B. BUTTON	2,00	PC.	X
026	V653-012-027-0	HEAD-JOYSTICK	1,00	PC.	X
027	V653-012-028-0	PIN SPRING B. BUTTON	2,00	PC.	X
028	V617.30-00-29	SLEEVE SPRING	1,00	PC.	X
031	ME311732.007	LOCK RING P 7 ZN	2,00	PC.	X
034	ME374415.033	MIICROSWITCH SS-5GL	1,00	PC.	X
035	ME374415.015	MICROSWITCH OMRON SS-5GL2	1,00	PC.	X
038	V653-012-024-0	ARM SCREW	1,00	PC.	X
039	V653-012-020-0	LEVER SCREW	1,00	PC.	X
041	ME311732.004	LOCK RING P 4 ZN	1,00	PC.	X
043	ME309255.051	SCREW M 3X6	4,00	PC.	X

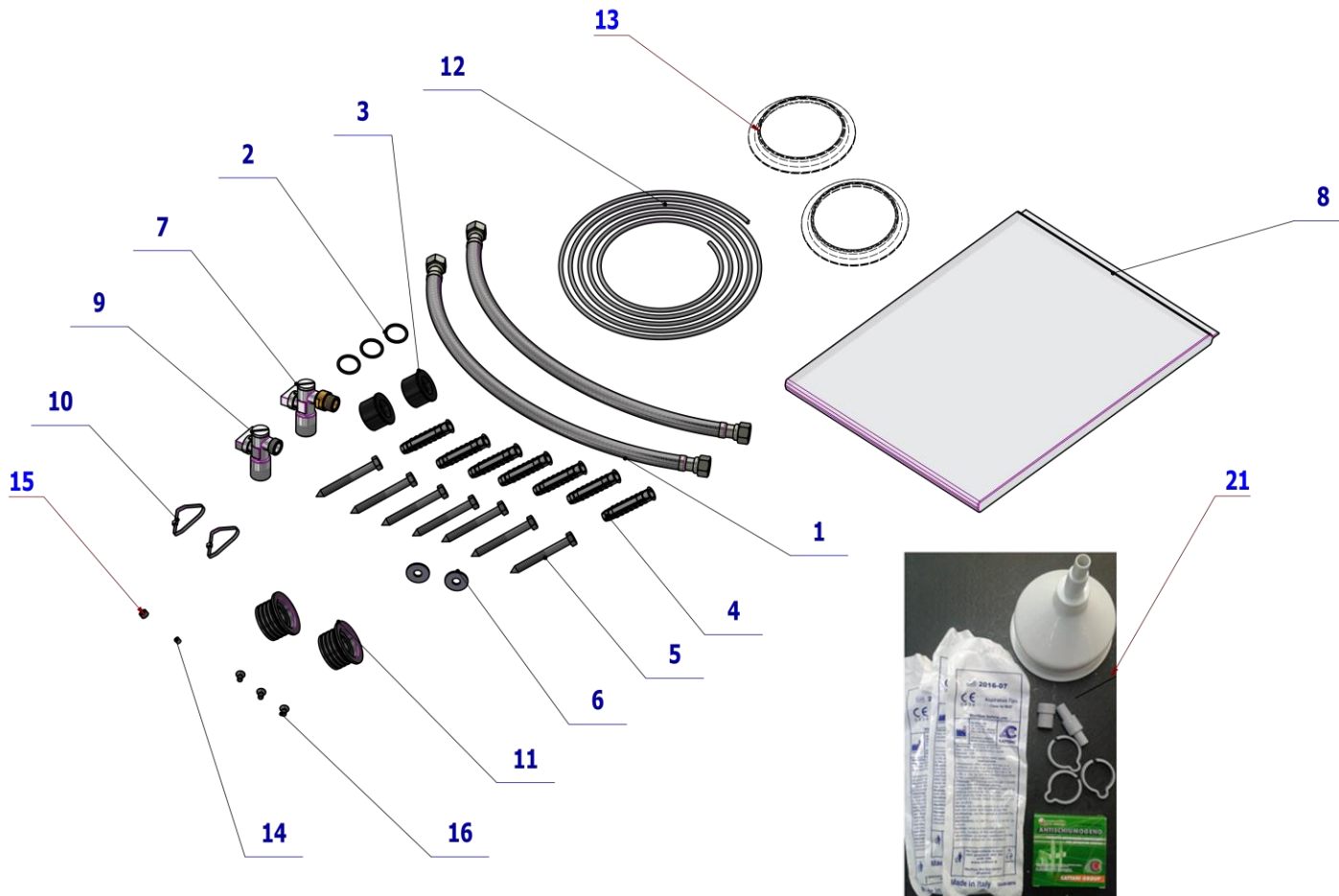
045	ME309285.066	SCREW P 2,5X6 ECO SYN	2,00	PC.	X
046	ME309201.034	SCREW M 4X16	2,00	PC.	X
047	ME311120.067	SCREW M 4X16	4,00	PC.	X
048	V617.30-00-43	JOYSTICK LEVER WASHER	1,00	PC.	X
049	ME273114.025	FOAM SPRING 4x12	1,00	PC.	X
051	ME321822.213	COVER MAIN	1,00	PC.	X
052	ME321822.214	BUTTON L	1,00	PC.	X
053	ME321822.215	BUTTON R	1,00	PC.	X
054	ME321822.216	FC LEVER	1,00	PC.	X
055	ME323000.037	CASE_IGUS_GLWFM-1012-05_0	2,00	PC.	X
056	ME311990.014	INSERT THREADED M4	8,00	PC.	X
057	ME374000.472	MODULE FOOT CONTROLLER SWING	1,00	PC.	X
059	ME321822.220	JOYSTICK SLEEVE	1,00	PC.	X
061	ME283198.025	TOP BUTTON FOAM	2,00	PC.	X
063	ME321822.218	BUSHING LEFT	1,00	PC.	X
064	ME321822.219	BUSHING RIGHT	1,00	PC.	X
065	ME321822.217	CARRIER FC	1,00	PC.	X
066	ME273114.054	FRICTION ARC	1,00	PC.	X
067	ME273111.133	O RING P 10x2 NBR90	1,00	PC.	X
068	ME309255.071	SCREW M 2X10	2,00	PC.	X
070	ME283198.027	FOIL	1,00	PC.	X
071	ME309251.066	SCREW M 4X10	3,00	PC.	X
072	ME548241.009	CABLE CLAMP	1,00	PC.	X
073	ME309287.031	SCREW M 8X10	1,00	PC.	X
075	ME311732.005	LOCK RING P 5 ZN	1,00	PC.	X
076	ME283198.028	RUBBER FOOT	6,00	PC.	X
077	ME309285.035	SCREW KA 30X6	8,00	PC.	X
079	ME315000.034	SPRING B BUTTON R	2,00	PC.	X
081	ME309585.003	SCREW M 4X25	2,00	PC.	X
082	ME309543.129	SCREW M 4X16	2,00	PC.	X
083	ME319428.196	NUT M16X1,5 PLASTIC	2,00	PC.	X
084	ME307001.009	SCREW STP33 3x9 - H1	4,00	PC.	X
085	ME321822.221	LEVER TREAD FC	1,00	PC.	X
086	V653-012-030-0	TOP BUTTON CASE	2,00	PC.	X
088	ME315000.031	LEVER PRESSURE SPRING TL 1000x060x0320 N	1,00	PC.	X
089	ME315000.032	ARCH SPRING R	1,00	PC.	X
090	ME315000.033	ARCH SPRING L	1,00	PC.	X
092	ME735413.020	LABEL WASTE	1,00	PC.	X
093	ME735010.048	SYMBOL USER MANUAL	1,00	PC.	X
094	V617.30-00-33	LABEL N.O. UNIT	1,00	PC.	X
095	V617.30-00-25	JOYSTICK WASHER	1,00	PC.	X
097	ME309543.091	SCREW M 4X30	6,00	PC.	X
098	ME307001.031	SCREW STP 3x6	3,00	PC.	X
100	ME311120.016	NUT M 4	2,00	PC.	
101	ME374000.501	MODULE UNO_CON	1,00	PC.	
103	ME371418.004	SPACER POST 3,6X10 TYP V5631B	2,00	PC.	
104	ME309255.049	SCREW M 3X16	2,00	PC.	
105	V653-012-036-0	WASHER P26-1	2,00	PC.	
107	V653-012-039-0	DEFINING WASHER	1,00	PC.	
108	V653-012-040-0	WASHER P20	2,00	PC.	
901	ME374000.502	FLAT WIRE 6PIN - 150mm	1,00	PC.	
902	ME343421.011	INSULATING TUBE PVC 2,5X0,5 BLACK	0,04	M	
905	ME374100.072	CABLE SV1 - ZOSTAVA	1,00	PC.	
910	ME397900.012	CABLE TIE CIMCO – 181361	2,00	PC.	
911	A653-012-900-0	CONNECTING CABLE	1,00	PC.	

PZ_23_048_OS_03/10/2023

J OTHER

1 PARTS FOR INSTALLATION - MODEL PRO 600, 800, MODEL ONE 200 – A655-110-001-0

Item no.	Product name	SP
A655-110-001-0_K-001	PARTS FOR THE INSTALATION - MODEL PRO 600, 800	X



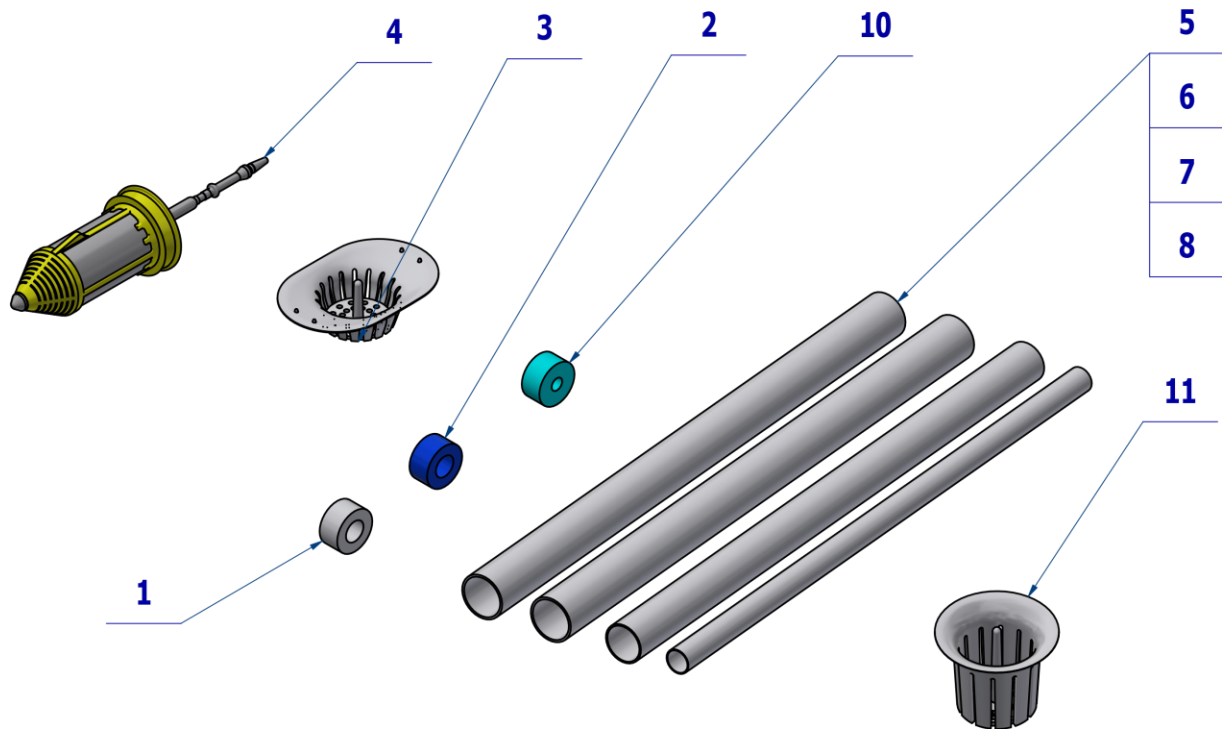
Pos.	Item no.	Product name	QTY	Unit	SP
001	ME286000.007	HOSE FLEXI 40CM 3/8'-3/8'FF	2.00	PC.	
002	ME273110.010	O RING P 19,6x2,3 NBR80	3.00	PC.	
003	V600.0-01-09	WASTE ENDING	2.00	PC.	
004	ME562841.007	CLAMP FISCHER SX12x60	8.00	PC.	
005	ME311411.004	SCREW M8X70	8.00	PC.	
006	ME311212.009	WASHER P 8,4 UNDER THREAD	8.00	PC.	
007	V628.60-31-00	CORNER VALVE SET	1.00	PC.	
008	ME283811.023	PACKET PE 250X360		PC.	
009	ME551414.004	CORNER VALVE WITH FILTER 1/2"x3/8"	1.00	PC.	
010	ME397800.015	CABLE TIE F0301 CV-200	2.00	PC.	
011	ME273113.002	CUFF UM. RED. 40/32	2.00	PC.	
012	ME341412.038	CABLE BOWDEN	1.50	M	
013	ME321822.118	COVER SB		PC.	
013	V653-350-080-0	COVER SB / USER		PC.	
014	V608.45-00-08	LOCK RING 1	1.00	PC.	
015	ME343415.031	HOSE SILICONE 5X1.5 GREY	0,01	M	
016	ME309251.088	SCREW M 5X10	3.00	PC.	
021	ME443000.027	CLEANING SET CATTANI GREY		PC.	

PZ_23_104_15/06/2023

M KITS FOR MAINTENANCE

1.1 1 YEAR MODEL ONE REGULAR MAINTENANCE KIT, WITHOUT DURR MEMBRANE - A653-999-074-0

Item No.	Product name	SP
A653-999-074-0	1 YEAR MODEL ONE REGULAR MAINTENANCE KIT, WITHOUT DURR MEMBRANE	X

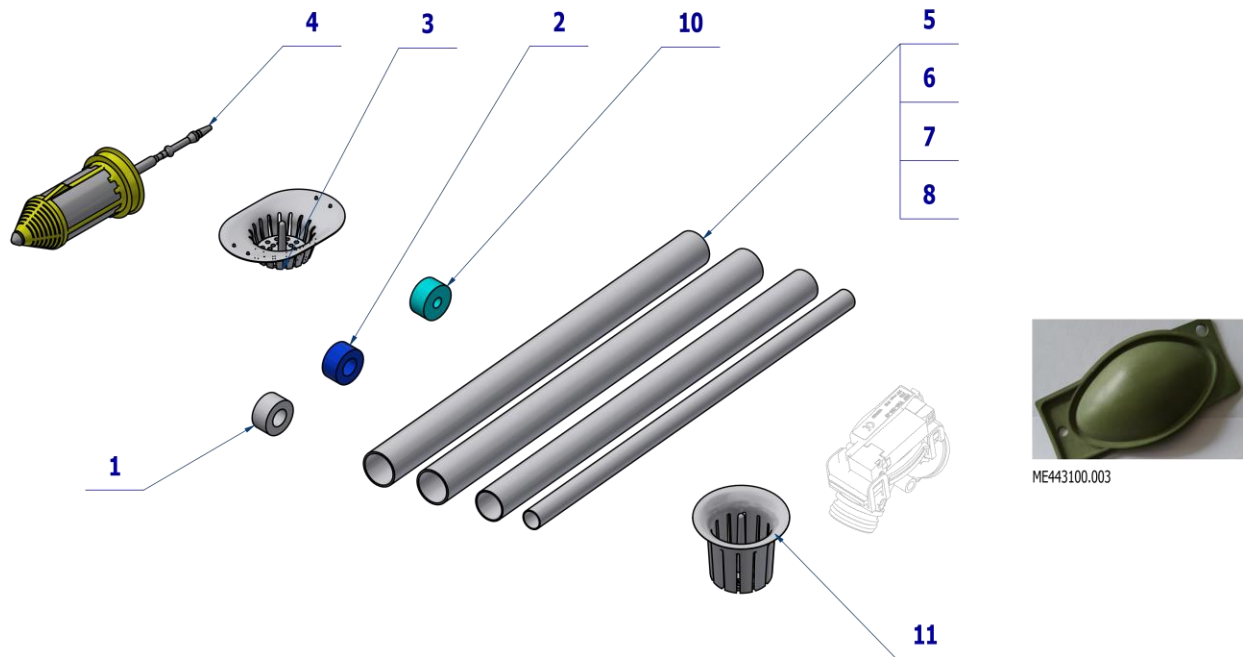


Pos.	Item no.	Product name	QTY	Unit	SP
001	ME392662.015	INSERT TO AIR FILTER 9251709	1,00	PC.	
002	ME392662.014	INSERT TO WATER FILTER 9251710	1,00	PC.	
003	ME321822.125	SIEVE PB	1,00	PC.	
004	ME443000.177	SIEVE DURR 0725-041-02 + 0725-041-04	2,00	PC.	
005	ME336641.015	HOSE METASYS P20	1,00	M	
006	ME286000.004	HOSE SPIRAFLEX P20	2,70	M	
007	ME443000.100	HOSE SPIRAL CATTANI P17.5 GREY	1,75	M	
008	ME443000.101	HOSE SPIRAL CATTANI P11 GREY	1,75	M	
010	ME273114.031	FILTER	1,00	PC.	
011	ME999000.132	SALIVA BOWL FILTER 606.60-00-21	1,00	PC.	

24/08/2023

1.2 1 YEAR MODEL ONE REGULAR MAINTENANCE KIT, 1 DURR MEMBRANE - A653-999-075-0

Item No.	Product name	SP
A653-999-074-0	1 YEAR MODEL ONE REGULAR MAINTENANCE KIT, 1 DURR MEMBRANE	X

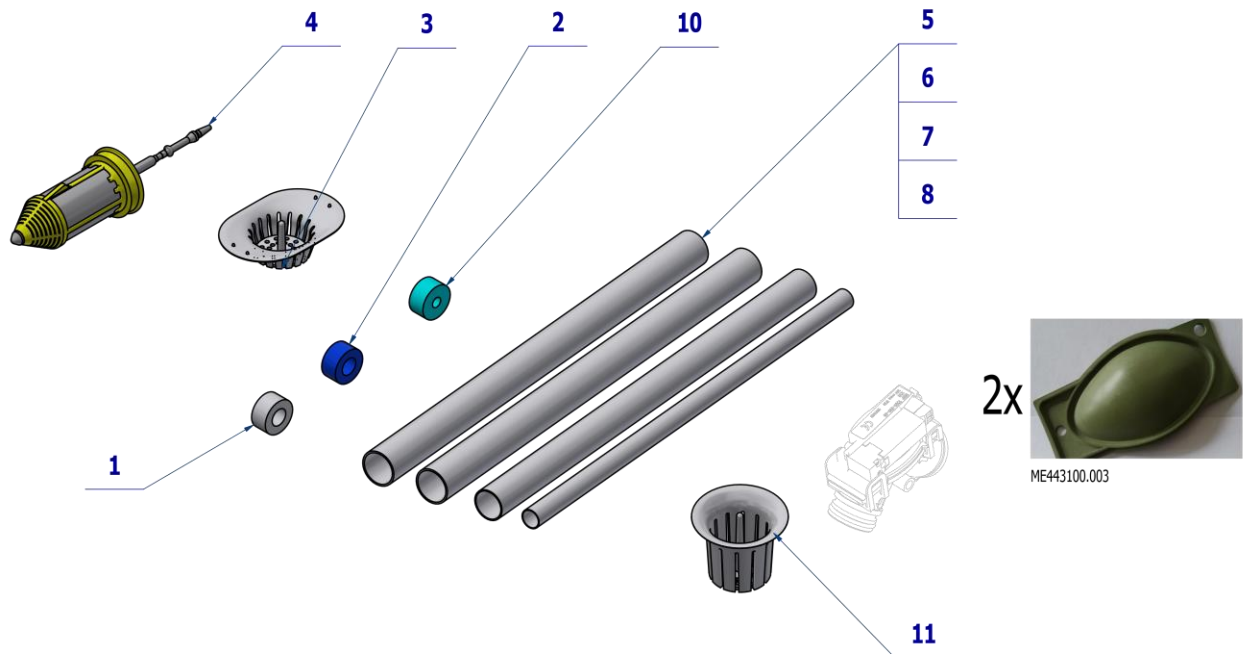


Pos.	Item no.	Product name	QTY	Unit	SP
001	ME392662.015	INSERT TO AIR FILTER 9251709	1,00	PC.	
002	ME392662.014	INSERT TO WATER FILTER 9251710	1,00	PC.	
003	ME321822.125	SIEVE PB	1,00	PC.	
004	ME443000.177	SIEVE DURR 0725-041-02 + 0725-041-04	2,00	PC.	
005	ME336641.015	HOSE METASYS P20	1,00	M	
006	ME286000.004	HOSE SPIRAFLEX P20	2,70	M	
007	ME443000.100	HOSE SPIRAL CATTANI P17.5 GREY	1,75	M	
008	ME443000.101	HOSE SPIRAL CATTANI P11 GREY	1,75	M	
009	ME443100.003	MEMBRANE FOR MEMBRANE VALVE 7560-500-22	1,00	PC.	
010	ME273114.031	FILTER	1,00	PC.	
011	ME999000.132	SALIVA BOWL FILTER 606.60-00-21	1,00	PC.	

24/08/2023

1.3 1 YEAR MODEL ONE REGULAR MAINTENANCE KIT, 2 DURR MEMBRANES - A653-999-076-0

Item No.	Product name	SP
A653-999-076-0	1 YEAR MODEL ONE REGULAR MAINTENANCE KIT, 2 DURR MEMBRANES	X



Pos.	Item no.	Product name	QTY	Unit	SP
001	ME392662.015	INSERT TO AIR FILTER 9251709	1,00	PC.	
002	ME392662.014	INSERT TO WATER FILTER 9251710	1,00	PC.	
003	ME321822.125	SIEVE PB	1,00	PC.	
004	ME443000.177	SIEVE DURR 0725-041-02 + 0725-041-04	2,00	PC.	
005	ME336641.015	HOSE METASYS P20	1,00	M	
006	ME286000.004	HOSE SPIRAFLEX P20	2,70	M	
007	ME443000.100	HOSE SPIRAL CATTANI P17.5 GREY	1,75	M	
008	ME443000.101	HOSE SPIRAL CATTANI P11 GREY	1,75	M	
009	ME443100.003	MEMBRANE FOR MEMBRANE VALVE 7560-500-22	2,00	PC.	
010	ME273114.031	FILTER	1,00	PC.	
011	ME999000.132	SALIVA BOWL FILTER 606.60-00-21	1,00	PC.	

24/08/2023

3 ASSEMBLY AND INSTALLATION

To ensure the dental unit meets the user's expectations:

- Installation, set-up and commissioning should be performed by a qualified and authorised service technician from an organisation certified to conduct these activities,
- The electrical installation must be completed in compliance with the valid regulations of the country in which installation is performed,
- Use the dental unit in accordance with its operating manual.

3.1 Pre – installation requirements

- Pre-installation and installation must be performed in accordance with the valid standards in the country of installation and valid documentation provided by the manufacturer, which is available from any authorised DIPLOMAT DENTAL s.r.o. representative.



Do not install this equipment in any environment with an explosion hazard!



An authorised service technician must ensure the electrical wiring is completed in accordance with the local country's legislation before installation.



To prevent the risk of electrocution, this equipment must be connected to an electrical system with a protective ground.



Do not modify this equipment without permission from the manufacturer.

Water

Potable water must be supplied at a pressure from 0.3 MPa to 0.6 MPa with flow of more than 5 litres per minute and filtered to remove any particulate larger than 50 µm, which may plug the small diameter fittings inside this dental unit. Water containing particulate larger than 50 µm must be equipped with an upstream 50 µm filter.

Water hardness must be less than 2.14 mmol/l.

pH must be within a range of 6.5 to 8.5.

Maximum water conductivity is up to 2000 µS/cm.

The water must comply with local regulations concerning potable (drinking) water.

Cooling of instruments from a central manifold

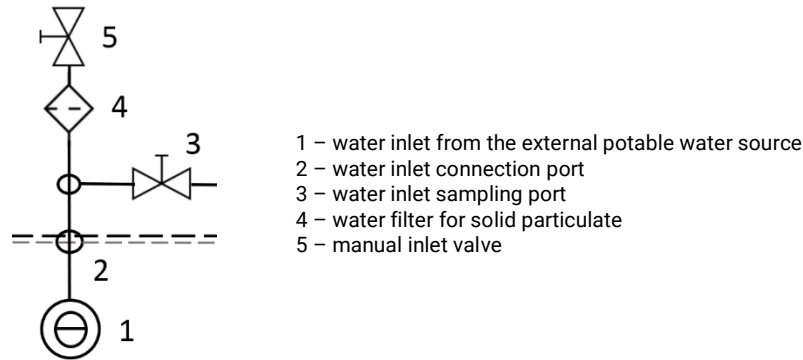
- A shut-off valve and a backflow-preventing check valve are installed in the central manifold for the unit.

Requirements and recommendations:

- If water from a central system is used for cooling of instruments, a solid particulate filter rated for 5 µm must be installed at the water inlet to the unit.
- Hard water may result in malfunction of the dental unit. If the water contains more than **50 mg CaO/l** or **36 mg MgO/l**, a water softening device must be installed at the water manifold inlet. Hard water may result in malfunction of the dental unit. A water softener is required if distilled water is not used.
- If there is a need to install a sampling point for supply water, the following schematic shows the recommended point of installation for such supply water sampling purposes.

This equipment is not included with the dental unit.

Connection schematic for dental unit inputs (EN ISO 7494-2)

**Air**

The minimum required air service is **55 l/min.** The air must be supplied at a pressure of **0.45 to 0.8 MPa**, and oil-free, clean, and dry air is required.

Suction (if equipped with a cuspidor block with large and small aspirators)

Static vacuum must be within a range of min. 0.005 MPa (50 mbar) to max. 0.02 MPa (200 mbar) measured at the point of installation. If static vacuum is higher than 0.02 MPa, a calibration (regulator) valve must be connected into the vacuum line to restrict the vacuum to a maximum of 0.02 MPa. This regulator valve is not included with the dental unit. The vacuum unit must supply flow of min. 450 NI/min. measured at the point of installation.

Drain

The drain line must have a continuous slope of min. 1% with minimum flow of 10 l/min. and must be free of any sharp bends or segments that could result in reverse flow. Do not use the same drain segment shared with another dental unit or sink! Polypropylene or hardened polyethylene piping may be used.



If the regulations in the country of installation require an amalgam separator, a dental unit without an amalgam separator must be connected to an external amalgam separator. The external amalgam separator installation must comply with its manufacturer's instructions.

FLOORING

The floor must be supported by a concrete foundation min. 100 mm thick. Floor slope is limited to max. 1%. Anti-static flooring is preferred.

OPERATING REQUIREMENTS

Parameter	Value from	Value to
Ambient temperature	+10 °C	+40 °C
Relative humidity	30%	75% non-condensing humidity
Atmospheric pressure	700 hPa	1060 hPa
Elevation	≤ 3000 m	

STORAGE

- The dental unit may be stored in an enclosed dry storage location and may not be subjected to sudden changes in temperature,
- The unit may be stacked to a maximum of three layers,
- Unpainted surfaces must be preserved to prevent corrosion,
- Dental units may not be stored together with chemicals.

Storage conditions		
Parameter	From	To
Ambient temperature	- 25 °C	+ 50 °C
Relative humidity	5%	95% non-condensing humidity
Atmospheric pressure	700 hPa	1060 hPa

ELECTRICAL SYSTEM REQUIREMENTS

Mains current protection device rating

The recommended mains current protection device rating is 16 A (use a type C circuit breaker). No other devices or equipment may be connected to the same circuit. The dental unit is rated for a maximum of 1900 VA. The electrical connection must comply with all national standards.

Recommendations

Unless the national standard stipulates otherwise, the manufacturer recommends using a current protection device with a sensitivity of 30 mA and instantaneous disconnection.

Once the pre-installation requirements are met, the dental unit is then assembled and installed and connected to related utility services.

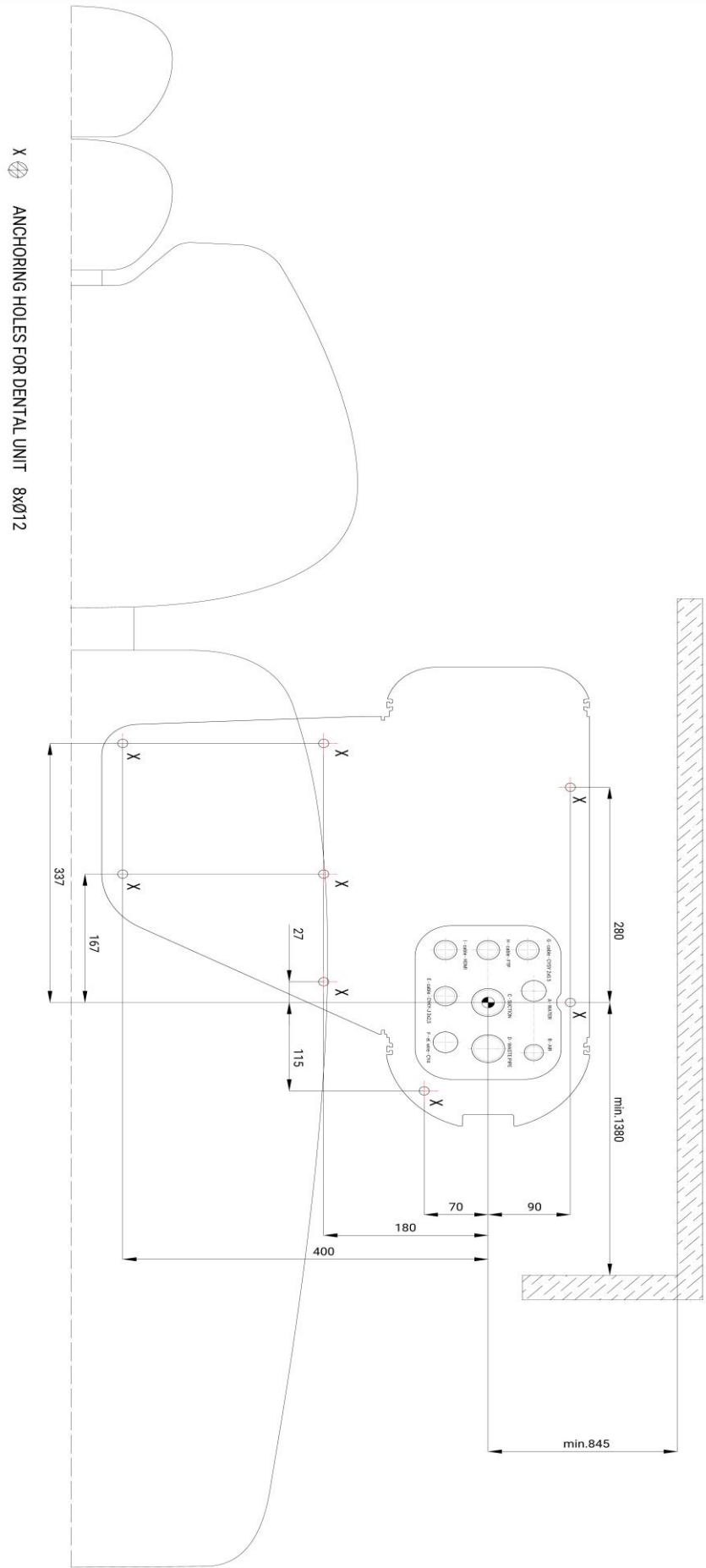
UNPACKING AND INSPECTING THE DELIVERY

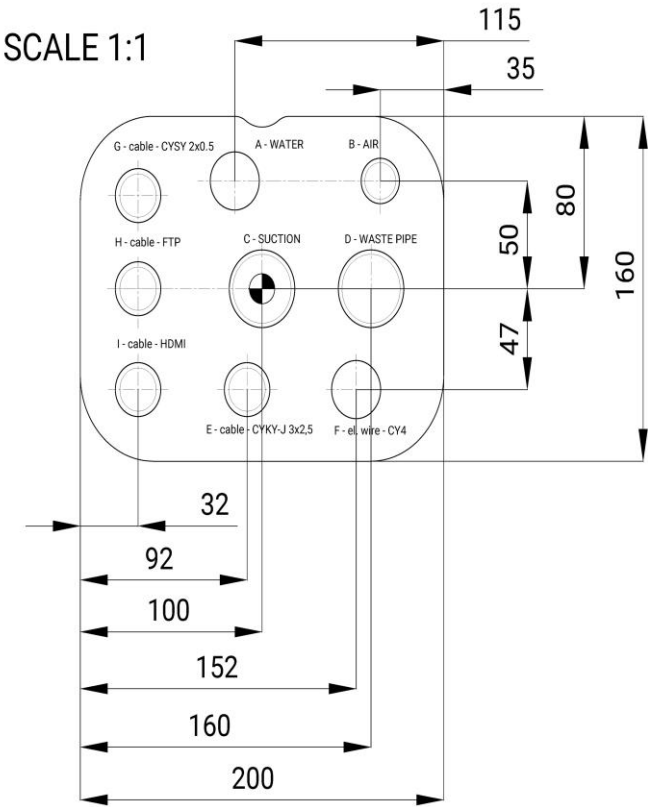
Check to ensure the shipping crate is intact. If a defect in the packaging is identified, do not open the consignment and immediately report the problem to the carrier or seller. Carefully remove the packaging if the consignment is intact and unpack the individual parts of the dental unit. Check to ensure the consignment is complete based on the provided completion sheet.



Installation may only be performed by a service technician with a valid certificate. Otherwise, the warranty will not be honoured. The warranty card must be completed and sent in to the manufacturer or the seller.

3.2 Installation plan

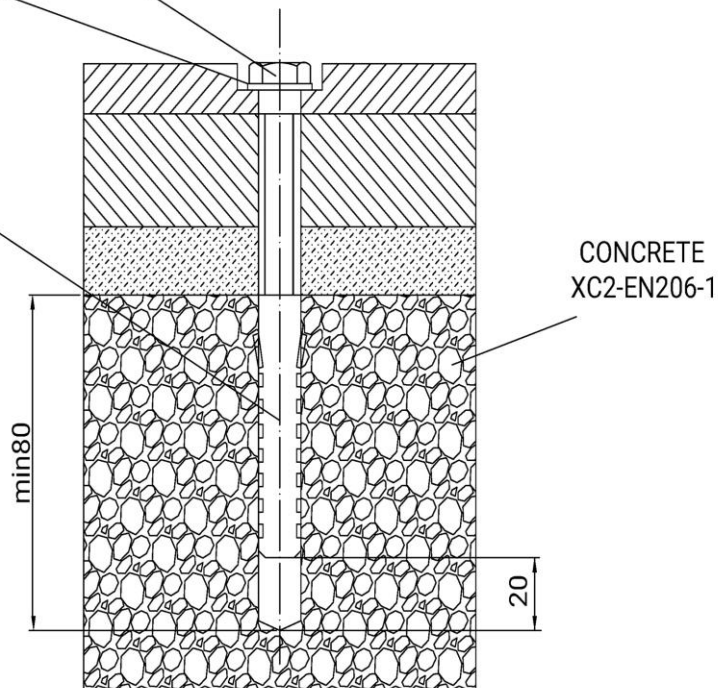


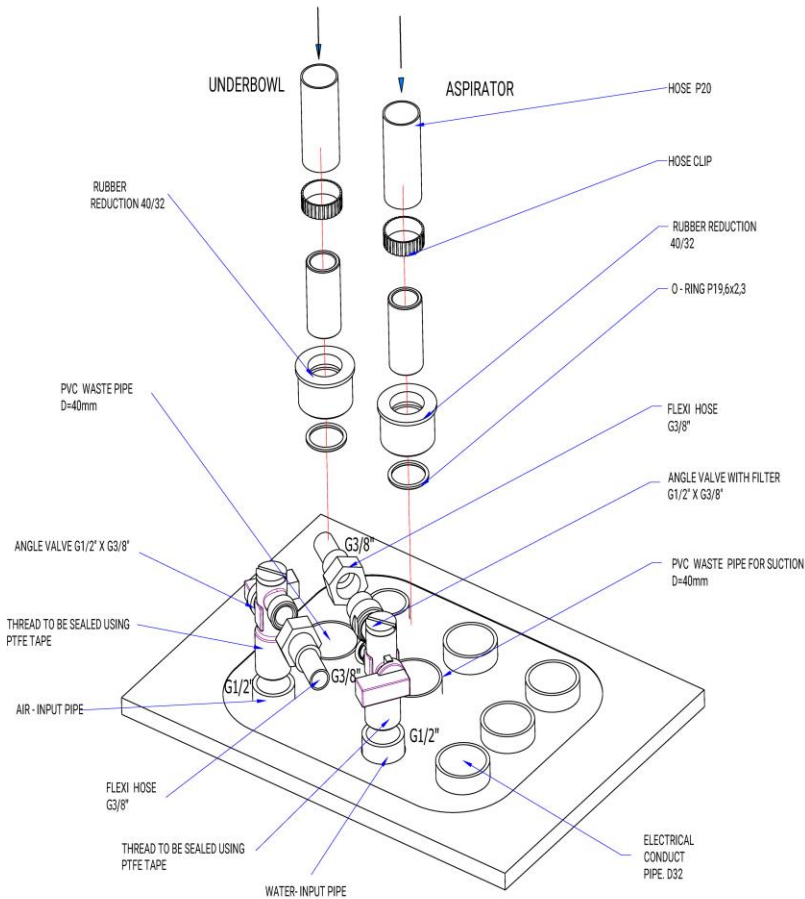


SCREW M8x70
DIN 931

WASHER 8,4
DIN125

PLASTIC INSERT
min 12x70
(DRILL Ø12)





- A** - water supply 1/2" pipe (PVC, Cu) finish with pipe socket with G1/2" internal thread, 20 mm above the floor level
- B** - air supply 1/2" pipe (PVC,Cu) finish with pipe socket with G1/2" internal thread, 20 mm above the floor level
- C** - suction PVC pipe 40 + rubber cuff, 30 mm above the floor level
- D** - water waste PVC pipe 40 + rubber cuff, 30 mm above the floor level
- E** - electrical conduit pipe (Ø32) - main supply 230V, cable CYKY-J 3x2,5 lenght above the floor level = 500 mm
- F** - electrical conduit pipe (Ø25) the safety earth wire CY4 - GNYE (green-yellow) lenght above the floor level = 500 mm
- G** - electrical conduit pipe (Ø32) suction control, cable CYSY 2x0,5 lenght above the floor level = 500 mm
- H** - electrical conduit pipe (Ø32) FTP CAT 5 4x2x0,5 lenght above the floor level = 500 mm, end in router
- I** - electrical conduit pipe (Ø32) cable HDMI, if there is monitor on dental unit the ending will be in computer



Materials used to provide utility services to the dental unit must comply with the specifications of the EN ISO 7494-2 standard

3.3 Commissioning of the dental unit

Turning on the unit:

Check to ensure the instruments are all in their designated holders and ensure the foot controller is in the idle position and no keypad buttons are depressed when turning on the unit.

1. turn on the compressor and allow the air pressure to increase,
2. open the central water supply,
3. turn on the vacuum unit (if the cuspidor block is equipped with large and small aspirators),
4. switch on the main switch on the unit – until the indicator on the main switch turns on.

The unit is ready for use once an audible signal of 1x long tone, 3x short tones and 1x short tone is heard.

If an electric water heater is installed on the cup filler on the dental unit, wait approximately 10 minutes to allow the water to warm to the required temperature.

Starting the controls

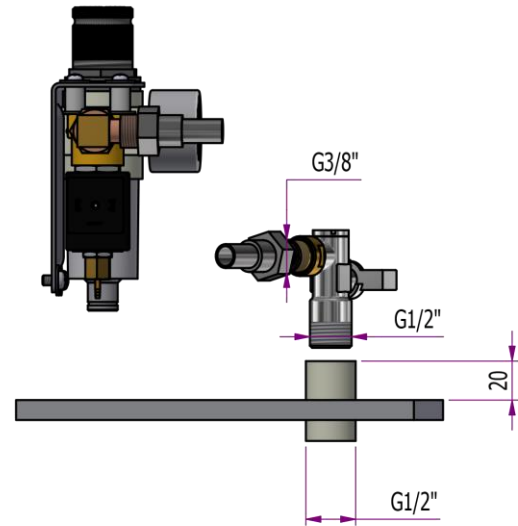
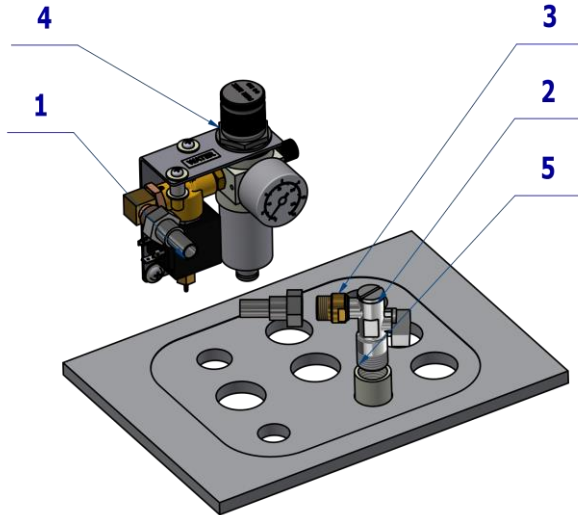
3.4 Water, air, vacuum and drain connections

Connection with a water pressure regulator:

Pos. **5** water supply 1/2" (PVC, Cu) must be installed with pipe socket with G1/2" and 20mm above the floor level,

Pos. **2** install a G 1/2" angle valve with the filter Pos. **3** into the water supply line, seal the threads on the angle valve using Teflon tape,

Pos. **4** solenoid valve for water in the powerblock must be connected with the angle valve by the hose with fittings G 3/8" Pos. **4** (the gasket is part of the hose).

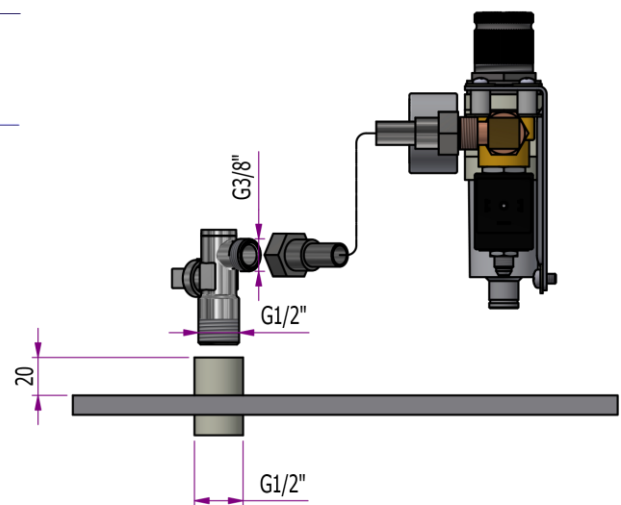
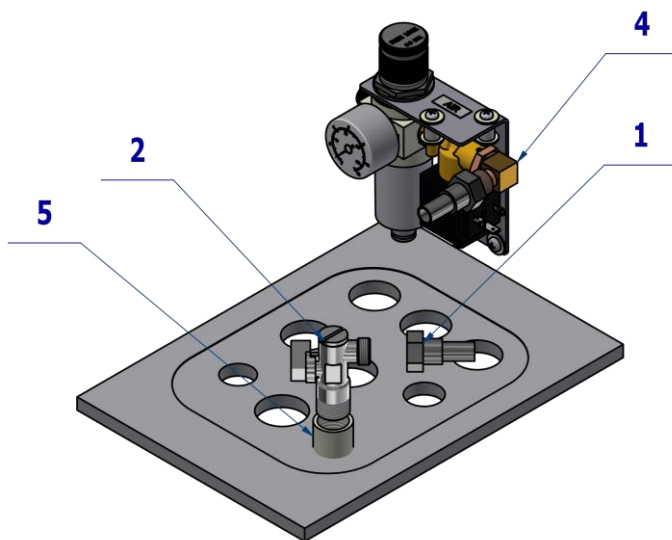


Connection with an air pressure regulator:

Pos. **5** air supply 1/2" (PVC, Cu) must be installed with pipe socket with G1/2" and 20mm above the floor level,

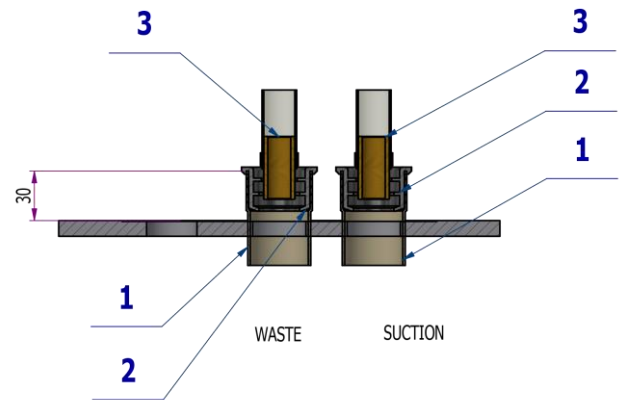
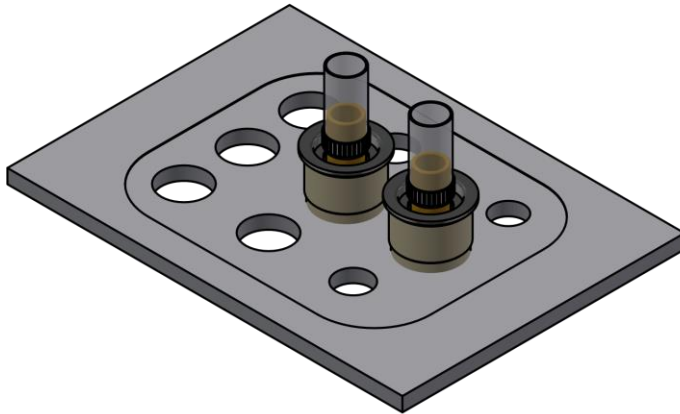
Pos. **2** install a G 1/2" angle valve into the air supply line, seal the threads on the angle valve using Teflon tape,

Pos. **4** solenoid valve for air in the powerblock must be connected with the angle valve by the hose with fittings G 3/8" Pos. **1** (the gasket is part of the hose).



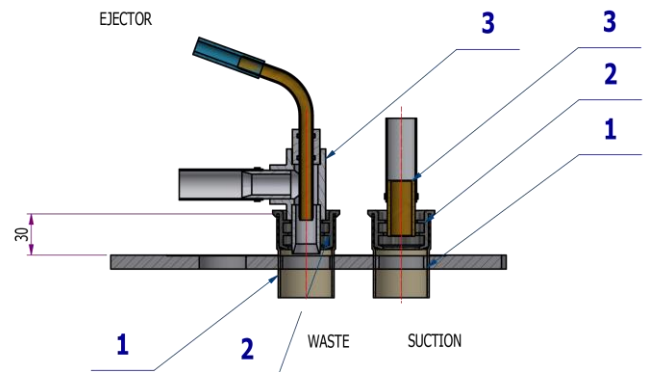
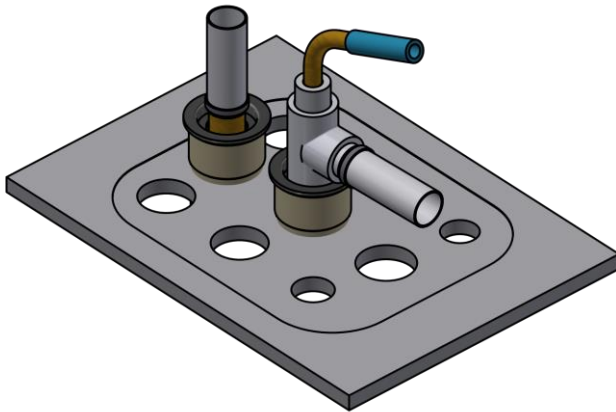
Connection with a small and big suction:

Pos. 1 suction PVC pipe and water waste PVC pipe must be installed 30mm above the floor level,
 Pos. 2 rubber cuff must be set into the suction and water waste pipe,
 Pos. 3 Ms-Pipe is set into the Pos. 2 rubber cuff.

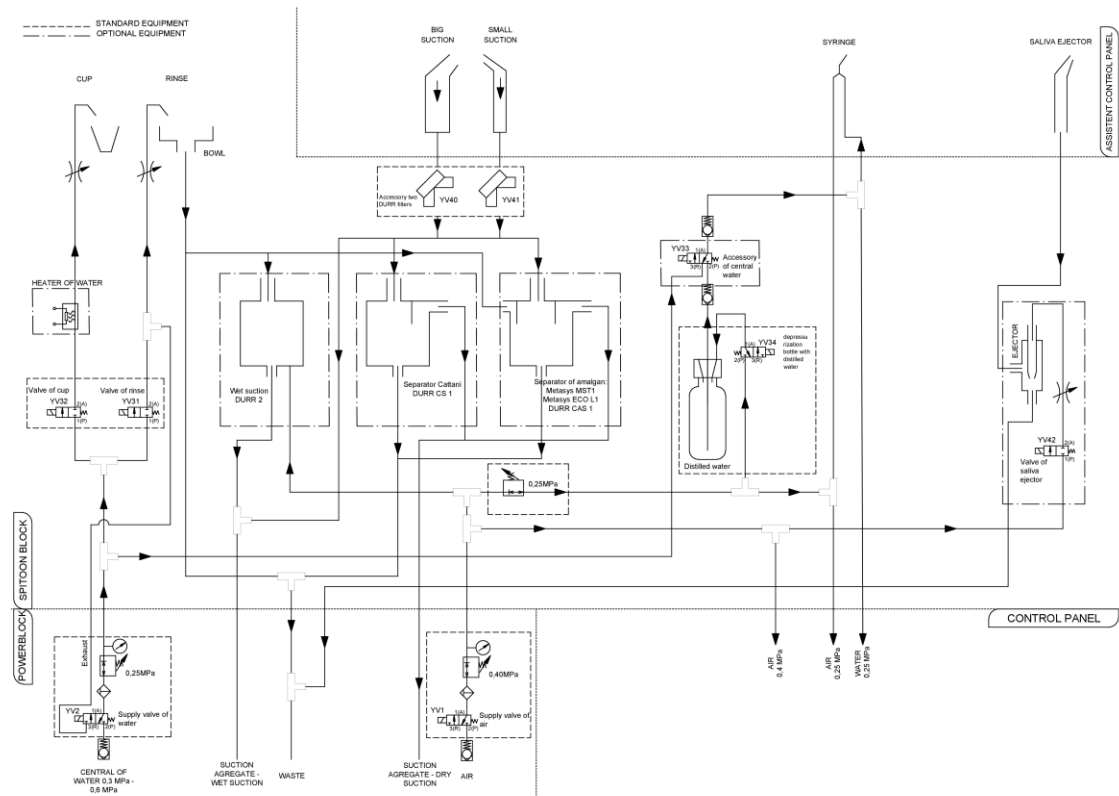


Connection with an ejector and big suction:

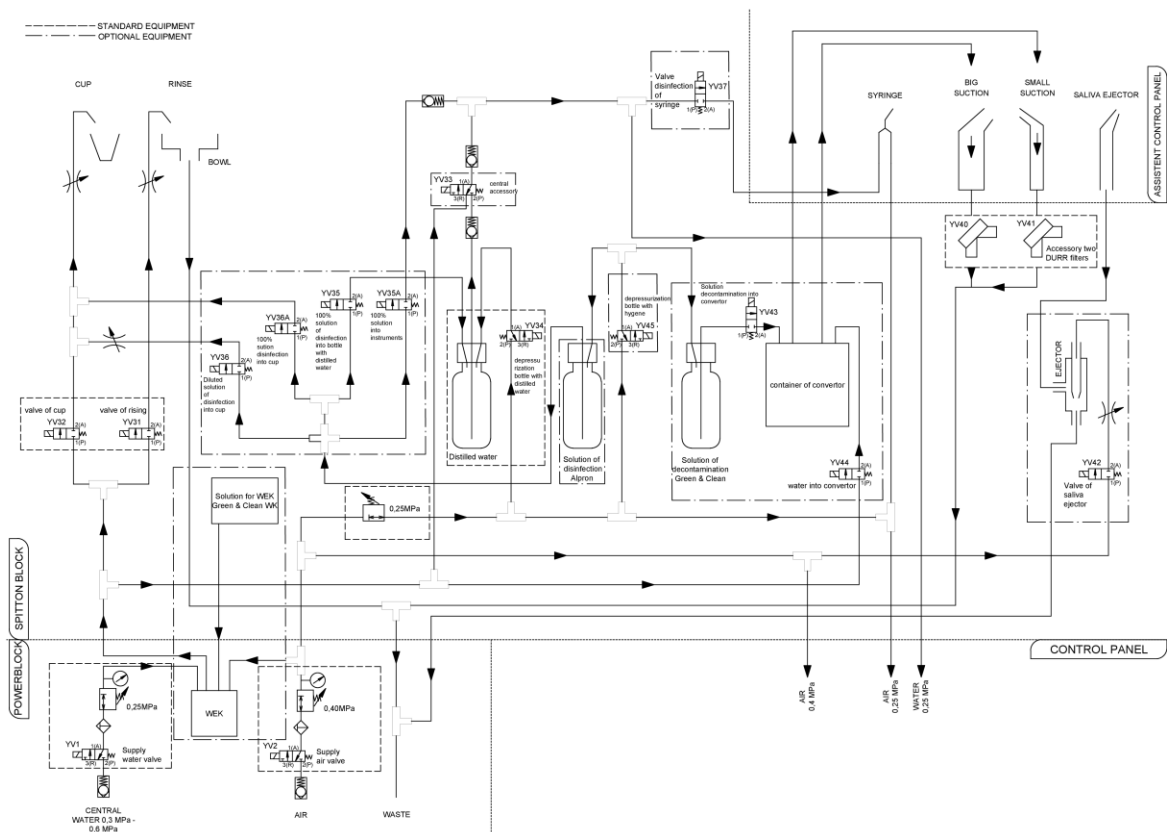
Pos. 1 suction PVC pipe and water waste PVC pipe must be installed 30mm above the floor level,
 Pos. 2 rubber cuff must be set into the suction and water waste pipe,
 Pos. 3 Ms-Pipe is set into the Pos.2 rubber cuff,
 Pos. 4 T-block of the ejector must be set into the Pos. 2 rubber cuff.



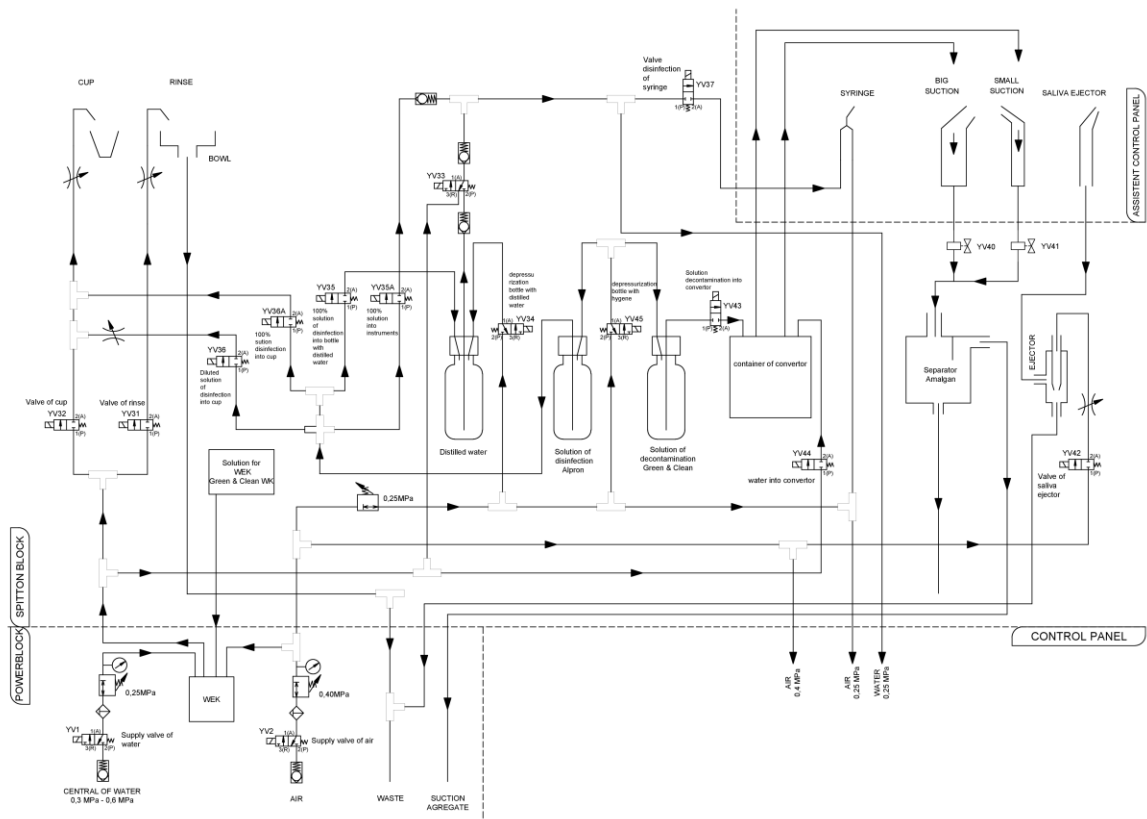
SCHEME CONNECTION WATER - AIR AND SUCTION SYSTEMS



SCHEME CONNECTION WATER - AIR AND HYGIENE



SCHEME CONNECTION WATER-AIR
DESINFECTION & DECONTAMINATION



SCHEME CONNECTION WATER - AIR
CONTROL PANEL

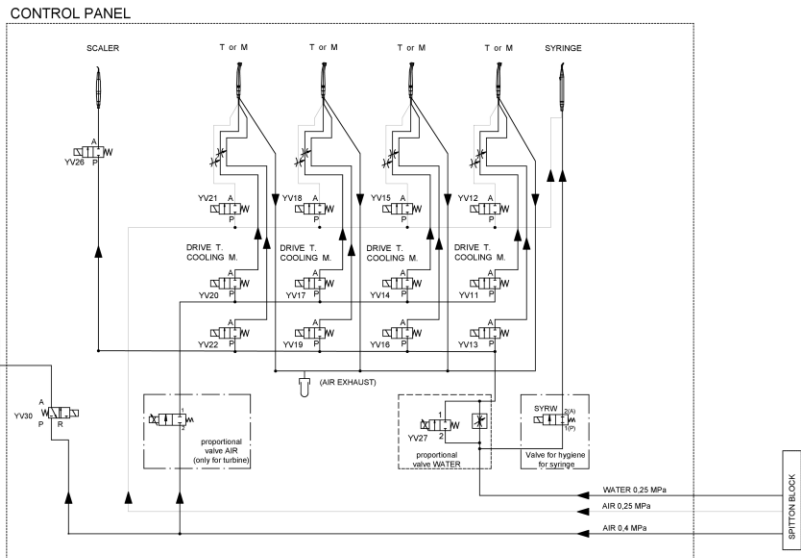
- STANDARD EQUIPMENT
- - - - - OPTIONAL EQUIPMENT
- OPTIONAL EQUIPMENT OF THE INSTRUMENTS:
- Min. 1 syringe
 - Max. 4 rotary instruments
 - Max. 5 light instruments
 - Max. 3 turbines
 - Max. 2 DLBC micromotors with light:
 - Max. 2x DIX PRO
 - Max. 2x DIX PRO BLUE
 - Max. 1 SCALER
 - Max. 1 P.L.M.
 - Max. 1 Sand blaster

UNUSED LINE OF MEDIA ARE BLINDED

LEGENDE:

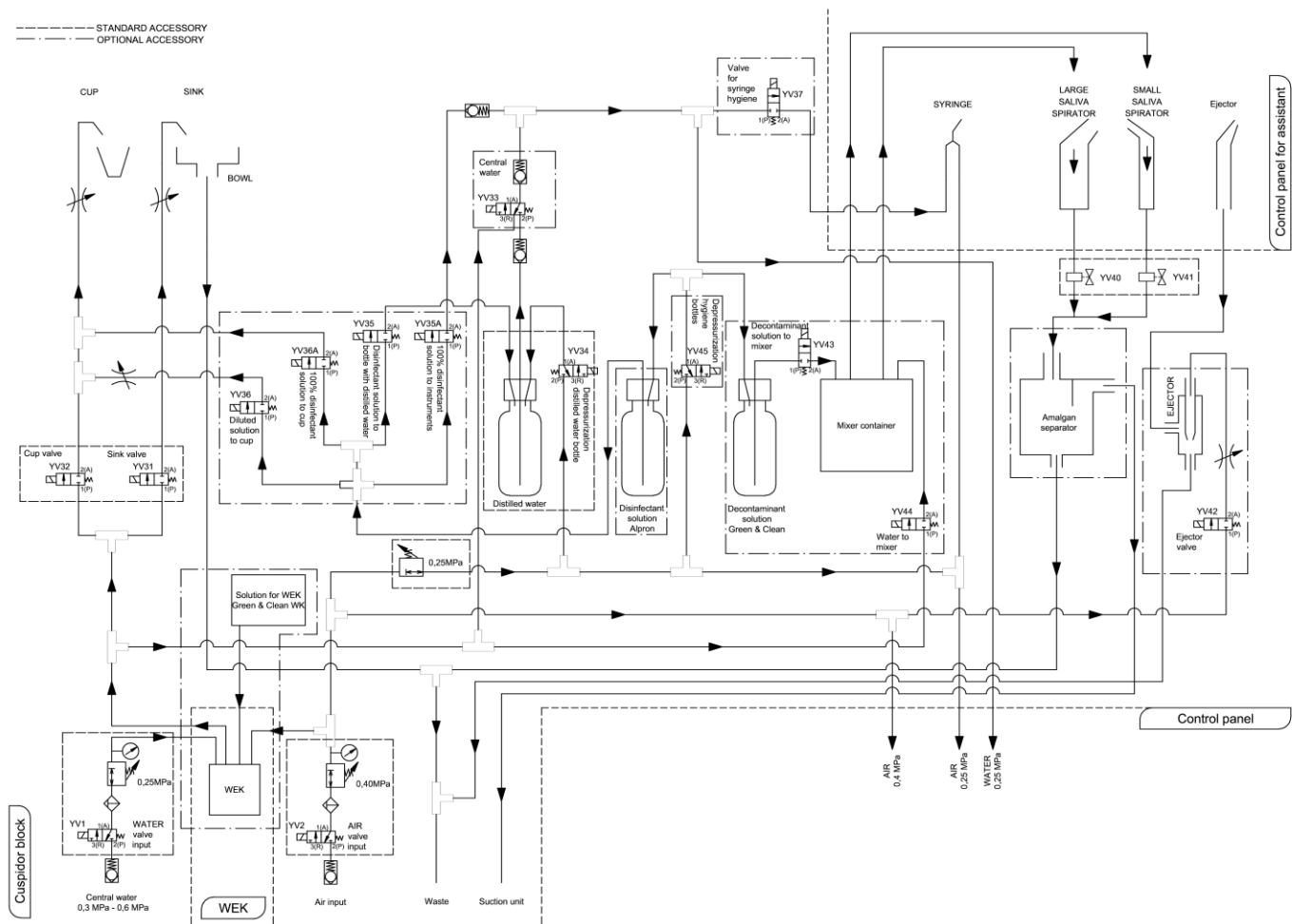
YV... ELECTROMAGNETIC VALVE
STR... SYRINGE
T... TURBINA
M... MICROMOTOR
UOZK... ULTRAČUVKOVÝ ODSTRAŇOVAČ ZUBNÉHO KAMEŇA

PANTOGRAF ARM
PNEUMATIC BREAK



3.5 Hoses wiring diagrams

BLOCK DIAGRAM OF CUSPIDOR BLOCK



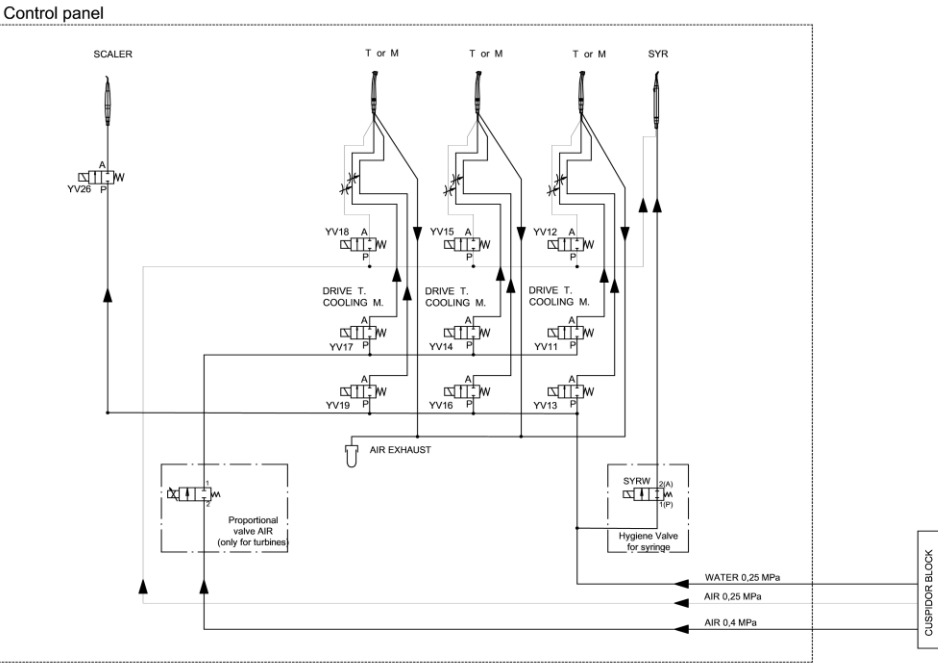
BLOCK DIAGRAM OF CONTROL PANEL

----- STANDARD ACCESSORY
- - - - - OPTIONAL ACCESSORY

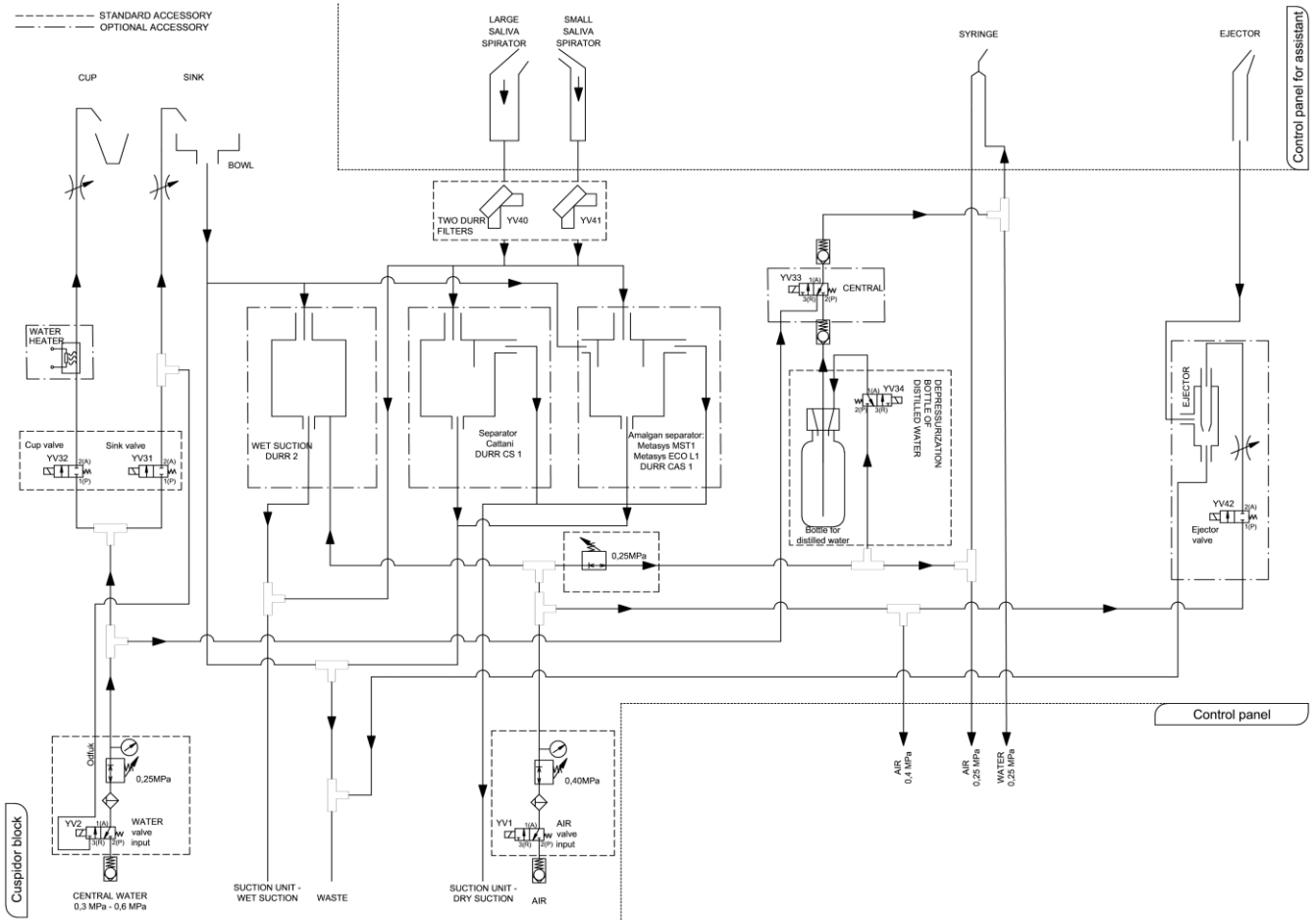
- OPTIONAL TOOL EQUIPMENT:
- Minimal 1 syringe
 - Maximum of 3 rotary tools
 - Maximum of 5 tools with light
 - Maximum of 3 turbines
 - Maximum of 2 micromotors with light:
 - Maximum of 2x DX motor
 - Maximum of 2x DX BLUE
 - Maximum of 2x DX PRO
 - Maximum of 2x DX PRO BLUE
 - Maximum of 1 SCALER
 - Maximum of 1 PLM

Unused hoses are blinded

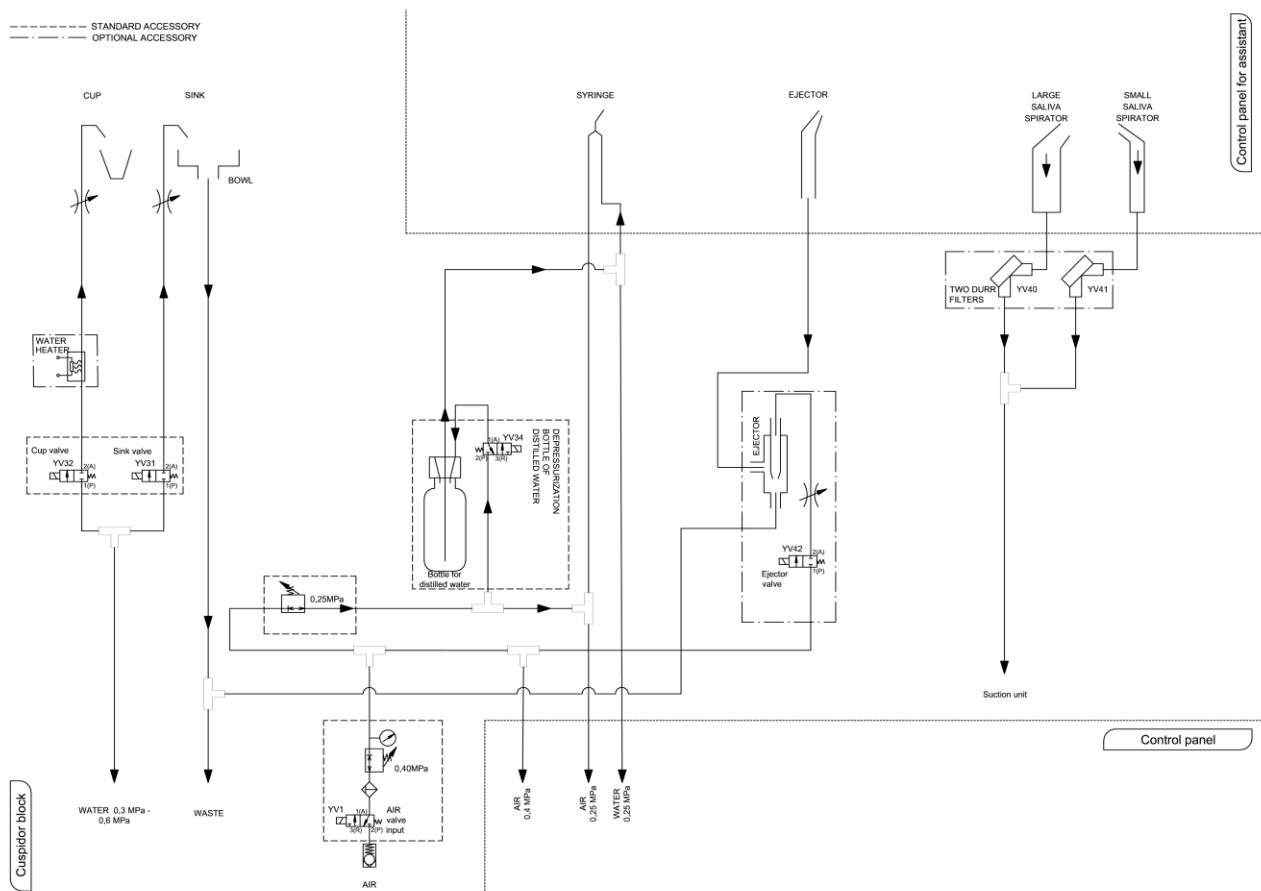
LEGEND:
YV - ELECTROMAGNETIC VALVE
SYR - SYRINGE
T - TURBINE
M - MICROMOTOR



BLOCK DIAGRAM OF SUCTION SYSTEMS



WATER CONNECTION DIAGRAM WITHOUT REGULATION



4 SERVICE SETTINGS, ELECTRICAL CONNECTIONS, SCHEMATICS

4.1 List of error codes

Error code: MxCTSS

M – HW module (T/t – TB_EKO, S - SB_EKO, F - FC_PREM_UNO / FC_PREM_NOK / UNO_PRO2, A – AB_PREM, C - CHES)

T – type of error within the category (1 -CAN, 2 – HW, 3 - Lib, 4 -USER)

SS – closer specification within the type of error

Y – module specification:

- 0 - TB_EKO
- 2 - SB_EKO
- 3 - FC_PREM_UNO / FC_PREM_NOK / UNO_PRO2
- 4 - AB_PREM
- 6 - CHES

TB_EKO

Errors CAN T1CSS	CT	SS
ERROR_CAN_COMM_MISSING	0x10	0x1Y
ERROR_CAN_Q_OVERRUN	0x10	0x2Y
ERROR_CAN_ACK	0x10	0x3Y
ERROR_CAN_TX	0x10	0x40
ERROR_CAN_UNKNOWN_MODULE	0x10	0x50
ERROR_CAN_CALLBACK	0x10	0x60

Errors HW T2CSS	CT	SS
ERROR_RTC_BAT	0x21	0x00
ERROR_SD	0x22	0x00

Errors Library T3CSS	CT	SS
ERROR_LIBRARY_COM	0x31	0x??
ERROR_COMM5	0x31	0x01
ERROR_COMM5_ERROR	0x31	0x02
ERROR_LIBRARY_SPI	0x32	0x??
ERROR_SPI_TRANSMIT	0x32	0x01
ERROR_SPI_RECEIVE	0x32	0x02
ERROR_SPI_WRITE	0x32	0x03
ERROR_SPI_CHKSUM	0x32	0x04
ERROR_LIBRARY_DAC	0x33	0x??
ERROR_DAC	0x33	0x01
ERROR_LIBRARY_ADC	0x34	0x??
ERROR_ADC	0x34	0x01
ERROR_LIBRARY_RTC	0x35	0x??
ERROR_RTC	0x35	0x01
ERROR_LIBRARY_CAN	0x36	0x36
ERROR_CAN_LIB	0x36	0x01
ERROR_LIBRARY_OPAMP	0x37	0x??
ERROR_OPAMP	0x37	0x01

Errors User T4CSS	CT	SS
ERROR_USER_CHAIR	0x41	0x??
ERROR_USER_CHAIR_BLOCK	0x41	0x10
ERROR_USER_SAFETY_SWITCH1	0x41	0x21
ERROR_USER_SAFETY_SWITCH2	0x41	0x22
ERROR_USER_SAFETY_SWITCH3	0x41	0x23
ERROR_USER_SAFETY_SWITCH4	0x41	0x24
ERROR_USER_SAFETY_SWITCH5	0x41	0x25
ERROR_USER_SAFETY_SWITCH6	0x41	0x26
ERROR_USER_CHAIR_INVALID_POSITION	0x41	0x30
ERROR_USER_BOWL_COLISION	0x42	0x00
ERROR_USER_FUNCTION_UNAVAILABLE	0x43	0x00
ERROR_USER_WATER_MISSING_	0x4B	0x00
ERROR_USER_HYGIENE	0x4C	0x??
ERROR_USER_HYGIENE_WATER_TENSO	0x4C	0x04
ERROR_USER_HYG_DISINFECTION_TENSO	0x4C	0x05
ERROR_USER_HYG_DECONTAMIN_TENSO	0x4C	0x06

Errors Function T5CSS	CT	SS
ERROR_FUNCTION_BOWL_RINS_NOT_FINISHED	0x50	0x01
ERROR_FUNCTION_CUP_FILLING_NOT_FINISHED	0x50	0x02

Errors Library T6CSS	CT	SS
ERROR_DASSYM_COM	0x61	0x??
ERROR_COMM5_MSGRX	0x61	0x01
ERROR_COMM5_MSGTX	0x61	0x02
ERROR_COMM5_FULL	0x61	0x03
ERROR_DASSYM_DAPI	0x62	0x??
ERROR_DASSYM_SYS	0x63	0x??
I_UNDEFINED		0x01
I_INPUT_VOLTAGE_LOW		0x02
I_MOTOR_OVERLOAD		0x03
I_MOTOR_VOLTAGE_OVERLOAD		0x04
I_LAMP_NOLOAD		0x05
I_MOTOR_EMF_OUTBOUND		0x06
I_MOTOR_SPEED_LIMITED		0x07
I_POS_SIG_SIN_SATURATES_TOP		0x08
I_POS_SIG_SIN_SATURATED_BOT		0x09
I_POS_SIG_COS_SATURATED_TOP		0x0A
I_POS_SIG_COS_SATURATED_BOT		0x0B
W_UNDEFINED		0x40

W_TEMPERATURE_TOO_HIGH	0x41
W_MOTOR_STOPPED_IN_LIMITATION	0x42
W_SPEED_REF_NOT_ZERO	0x43
W_MOTOR_STOPPED_WHEN_STALLED	0x44
W_MOTOR_COIL_OPEN	0x45
W_WRONG_MOTOR_TYPE	0x46
W_CALIBRATION_MISSING	0x47
W_FACTORY_INFO_MISSING	0x48
E_UNDEFINED	0x80
E_WORKSPACE_UNAVAILABLE	0x81
E_INCOHERENT_REG_VALUES	0x82
E_POS_SIGNAL_CORRUPTED	0x83
E_MOTOR_VOLTAGE_OVERLOAD	0x84
E_LAMP_OVERLOAD	0x85
E_MOTOR_COIL_OPEN	0x86
E_MOTOR_OVERLOAD	0x87
E_MOTOR_NOT_DETECTED	0x88
E_MOTOR_EMF_OUTBOUND	0x89
E_MOTOR_STARTING_FAILED	0x8A
E_EE_OVER_CURRENT	0x8B
E_DRAG_ERROR_TOO_HIGH	0x8C
E_WRONG_MOTOR_TYPE	0x8D
E_MOTOR_OVERSPEED	0x8E
E_MOTOR_OVERTEMPERATURE	0x8F
E_COM_TIMEOUT	0xBE
E_COM_FAILURE	0xBF
F_UNDEFINED	0xC0
F_INPUT_VOLTAGE_TOO_LOW	0xC1
F_EEPROM_INIT_FAILURE	0xC2
F_EEPROM_FAILURE	0xC3
F_DRIVER_DEFECT_LOWER_SIDE	0xC4
F_DRIVER_DEFECT_HIGHER_SIDE	0xC5
F_DRIVER_OVERLOAD	0xC6
F_SYSTEM_FAILURE	0xC7
F_COMMAND_ABORTED	0xDF
F_FATAL_FAILURE	0xFF

Errors WEK T8CSS	CT	SS
ERR_WEK_OVERFLOW_PUMP_ERROR	0x80	0x01
ERR_WEK_WATER_MISSING	0x80	0x02
ERR_WEK_DISINFECTION_MISSING	0x80	0x03

ERR_WEK_NOT_READY	0x80	0x04
-------------------	------	------

SB_EKO

Errors CAN S1CSS	CT	SS
COMMUNICATION MISSING	0x14	0x??

Errors HW S2CSS	CT	SS
CAN	0x27	0x??
RESTART	0x27	0x02
FLASH	0x2B	0x??
ERASE FLASH	0x2B	0x01
WRITE TO FLASH	0x2B	0x02
CHECK FLASH	0x2B	0x03
READ FLASH	0x2B	0x04
HYGIENE	0x2C	0x??
DECONTAMINATION MIX TIMEOUT	0x2C	0x01
WATER MIX TIMEOUT	0x2C	0x02
DECONTAMINATION TIMEOUT	0x2C	0x03
DISINFECTION TIMEOUT	0x2C	0x04

Errors USER S4CSS	CT	SS
HYGIENE	0x4C	0x??
SUCTION HOSE MISSING	0x4C	0x01
DISINFECTION MISSING	0x4C	0x02
WATER SOURCE MISSING	0x4C	0x03
WATER TENSO CALIBRATION	0x4C	0x04
DISINFECTION TENSO CALIBRATION	0x4C	0x05
DECONTAMINATION TENSO CALIBRATION	0x4C	0x06

AB_PREM

Errors CAN A1CSS	CT	SS
COMMUNICATION MISSING	0x14	0x??

Errors HW A2CSS	CT	SS
CAN	0x27	0x??
RESTART	0x27	0x02
FLASH	0x2B	0x??
ERASE FLASH	0x2B	0x01
WRITE TO FLASH	0x2B	0x02
CHECK FLASH	0x2B	0x03

READ FLASH	0x2B	0x04
------------	------	------

FC_PREM_TKC / FC_PREM_TUV

Errors CAN A1CSS	CT	SS
COMMUNICATION MISSING	0x14	0x??

Errors HW A2CSS	CT	SS
POT	0x21	0x??
LOW RANGE	0x21	0x01
HIGH RANGE	0x21	0x02
CAN	0x27	0x??
RESTART	0x27	0x02
FLASH	0x2B	0x??
ERASE FLASH	0x2B	0x01
WRITE TO FLASH	0x2B	0x02
CHECK FLASH	0x2B	0x03
READ FLASH	0x2B	0x04
COMPARE FLASH	0x2B	0x05

CHES MODULE ERROR CODES

Algorithm error FW - update_stored_positions ()	1101
Algorithm error FW – value - run_drive (); / stop_drive ()	1102
Algorithm error FW - value - manage_xenos ()	1103
Algorithm error FW – value - set_XENOS_output();	1104
Algorithm error FW – manual - check execution param();	1105
Algorithm error FW – automat - check execution param();	1106
Algorithm error FW - display_print ();	1107
Algorithm error FW – condition - manage_xenos ();	1108
Inertial drive system error 1, or an unreferenced chair.	1201
Inertial drive system error 2, or an unreferenced chair.	1202
Lift motor rotation direction error when referencing	2101
Backrest motor rotation direction error when referencing	2102
Incorrect referencing due to a security event	2103
Incorrect referencing due to disconnected motor.	2104
Non-existing chair reference in memory - referencing required.	2105
Motor drive stuck, obstruction in the drive, or motor disconnected	2201
Motor 1 rotation direction error, or motor disconnected.	2202
Motor 2 rotation direction error, or motor disconnected.	2203
Incorrect calibration ADC – HAL ERROR	2601
Faulty start ADC – HAL ERROR	2603

Restart of CAN peripheral after loss of communication.	2702
Error CRC calculation – HAL ERROR	2A00
Error deleting external FLASH.	2B01
Error writing to external FLASH – HAL ERROR.	2B02
Error checking writing to external FLASH	2B03
Error reading from external FLASH	2B04
Faulty start DAC – HAL ERROR.	2F01
Activation of the safety lift sensor	4101
Backrest security sensor activation	4102
Activation of the assistant safety sensor	4103
Activation of the safety system of the bowl circuit	4300

4.2 Description of electronic modules

List of modules used in unit M0200:

Control panel:

- TB_EK0
- 7Seg_EK02
- DP_EK02
- Motor control module (MB_92. V1, MB_92BLUE.V1, MB_30. V1, MB_30BLUE.V1)
- Scaller control module (LM-ProPower LED – C; EMS; NSK VA170; Satelec XINETIC; Satelec NEWTRON, Woodpecker UDS-N3)
- Curing light module (MINILIGHT L)

Cuspidor block:

- SB_EK01
- CAT_EK01
- Curing light module (MINILIGHT L)

Assistant's arm:

- AB_PREM2
- AB_EK01

Power block:

- CHES_GREAT1

Main light:

- Xenos_N6 (Xenos)
- Cree1 Xenos)
- FARO_ADAPTER (Faro)

Foot Controller:

- MSP (UNO)
- FC_PREM_TUC2 (UNO)
- FC_PREM_TKC2 (NOK)
- UNO_PRO2 (Swing)
- UNO_CON (Swing)

TB_EK01 module

Revision: F

Location: Dentist's control panel

Function:

- Main control board of the dental unit and chair
- CAN BUS communication
- Storage information on dental unit setting
- Logging data on the SD Card
- Communication with the MB30 or MB92 module
- Power supply for instrument lights
- Power supply for valves
- Controls of instruments valve
- Controls of proportional valve for turbine drive air
- Inputs for instruments switch
- Scaler control outputs

Configurable elements:

TR1 - Prop Min

TR2 - Prop Max

TR3 - Main Light - Low

TR4 - Main Light – High

JP1 - Beep ON

JP2 - Turbines are proportional

JP3 - Scaler's light ON

JP4 - Lift type chair

JP5 - Dassym module present

JP6 - Not used

JP7 - Inputs for instruments switch Turbine / Micromotor

JP8 - Inputs for instruments switch Turbine / Micromotor

JP9 - Inputs for instruments switch Turbine / Micromotor

JP10 – Semiautomatics Hygiene ON

JP11 - Not used

SW1 Scaler selector

0 - None

1 - LM-ProPower LED - C

2 - EMS

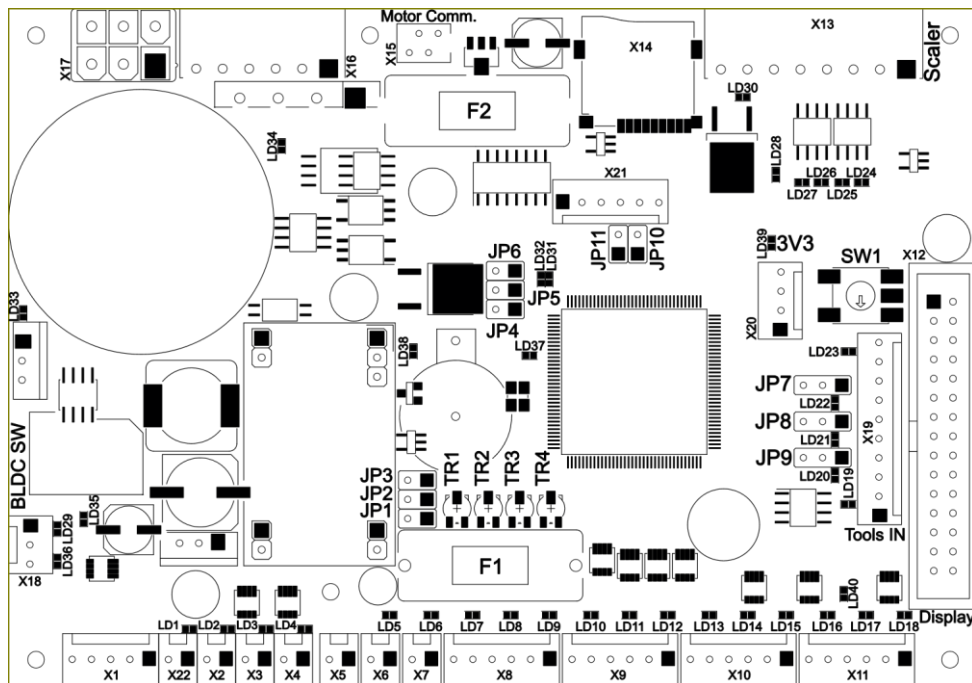
3 - NSK VA170

4 - Satelec XINETIC

5 - Satelec NEWTRON

6 - Woodpecker UDS-N3

7-F – Not used



TB_EKO1 Module

7Seg_EKO2 module

Revision: B

Location: Dentist's control panel

Function:

- User interface for dental unit
- 5x 7segments display
- 22x button
- 4x status LED
- Communication with TB_EKO module
- Negatoscope

Configurable elements:

- None

DISP_EKO3 module

Revision: A

Location: Dentist's control panel

Function:

- User interface for dental unit
- Connection for LCD display (WF28JTYAJDNN0# 240x320)
- 26x button
- Communication with TB_EKO module

Configurable elements:

- None

MB_30. V1, MB_30BLUE.V1 module

Revision: -

Location: Dentist's control panel

Function:

- DX and DX BLUE micro motor control
- UART communication interface

Configurable elements:

- None

MB_92. V1, MB_92BLUE.V1 module

Revision: -

Location: Dentist's control panel

Function:

- DX PRO and DX PRO BLUE micro motor control
- UART communication interface

Configurable elements:

- None

LM-ProPower LED – C module

Revision: -

Location: Dentist's control panel

Function:

- Control module for powering of scaler handpiece

Configurable elements:

- None

EMS FS-xxx module

Revision: -

Location: Dentist's control panel

Function:

- Control module for powering of scaler handpiece

Configurable elements:

- None

NSK VA170 module

Revision: -

Location: Dentist's control panel

Function:

- Control module for powering of scaler handpiece

Configurable elements:

- None

Satelec XINETIC module

Revision: -

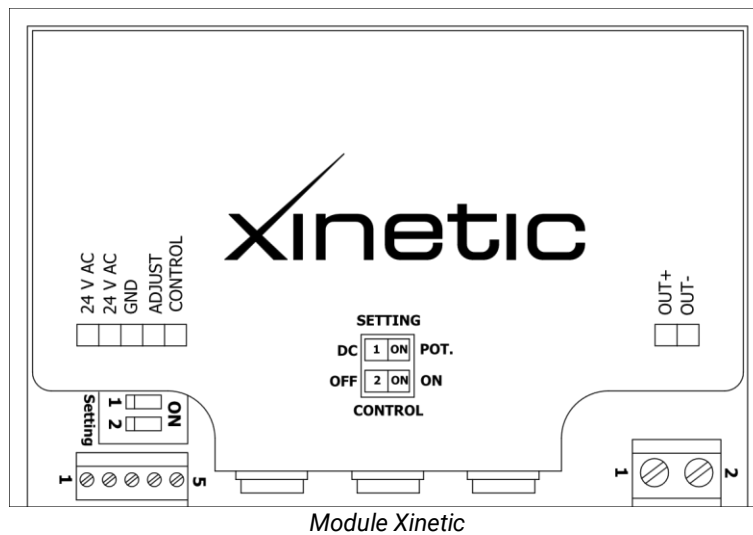
Location: Dentist's control panel

Function:

- Control module for powering of scaler handpiece

Configurable elements:

- DipSwitch 1 – Output power control from: ON (Potentiometer) / OFF (Vr=0-5V)
- DipSwitch 2 – Start function: ON (NC) / OFF (FoodSwitch)



Satelec NEWTRON module

Revision: -

Location: Dentist's control panel

Function:

- Control module for powering of scaler handpiece

Configurable elements:

- None

Woodpecker UDS-N3 module

Revision: -

Location: Dentist's control panel

Function:

- Control module for powering of scaler handpiece

Configurable elements:

- None

MINILIGHT L module

Version:

Location: Dentist's control panel / Cuspidor block

Function:

- Minilight 6F light control

Configurable elements:

- None

SB_EK01 module

Revision: B

Location: Cuspidor block

Function:

- Cuspidor block function control
- CAN BUS communication
- Inputs for water, disinfection and decontamination level sensors
- Power supply for valves
- Controls of cup fill and sink rinse valves
- Controls of disinfection and decontamination valves
- Controls of large and small aspirator valves
- Boiler temperature control
- CATTANI suction system control
- PLM power supply
- Connection for METASYS and DURR suction system
- Connection for WEK system
- Output for vacuum unit

Configurable elements:

SW1-1 - Tensometer for Distilled water bottle

SW1-2 - Bootloader

SW1-3 - Decontamination of suction

SW2-1 - Syringe hygiene

SW2-2 - Water boiler for cup

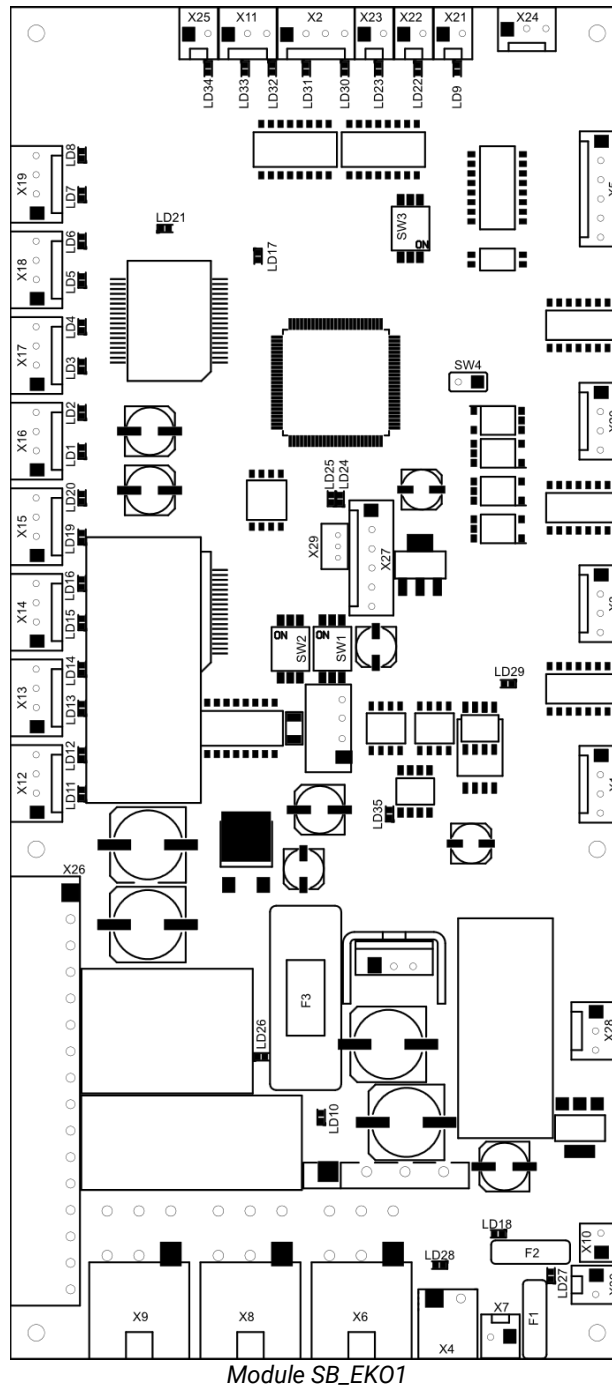
SW2-3 - WEK

SW3-1 - Not used

SW3-2 - Not used

SW1-3 - Disinfection of water pipes

SW4 - Not used



CAT_EK01 module

Revision: C


Location: Cuspidor block

Function:

- Connection for METASYS and DURR suction system
- CATTANI suction system control
- Boiler temperature control
- Output for vacuum unit
- Connection between the CHES_GREAT module and the cup fill, bowl rinse buttons and city water / bottle water switch
- Connection between the CHES_GREAT module and the cup fill, bowl rinse, city water and bottle air valves
- Controls of large and small aspirator valves
- Output for saliva ejector valves
- Connection of the CAN BUS

Configurable elements:

TR1 boiler temperature setting



AB_PREM2 module

Revision: B

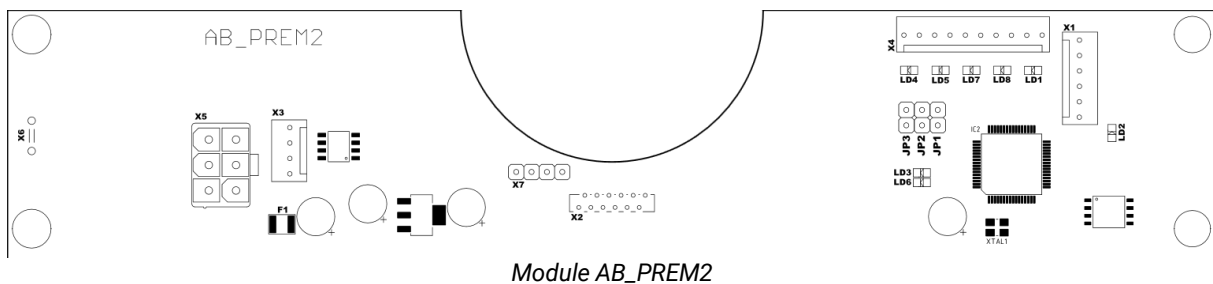
Location: Assistant's arm

Function:

- Connection of the assistant's keyboard
- Connection of pick-up sensors for large suction, small suction and syringe
- CAN BUS connection

Configurable elements:

- JP1 – Not used
- JP2 – OFF – Default state / ON - Brings up the factory settings
- JP3 – Not used



AB_EK01 module

Revision: A

Location: Assistant's arm

Function:

- Connection of the keyboard for cup filling and bowl flushing

Configurable elements:

- None

CHES_GREAT1 module

Revision: F

Location: Power block

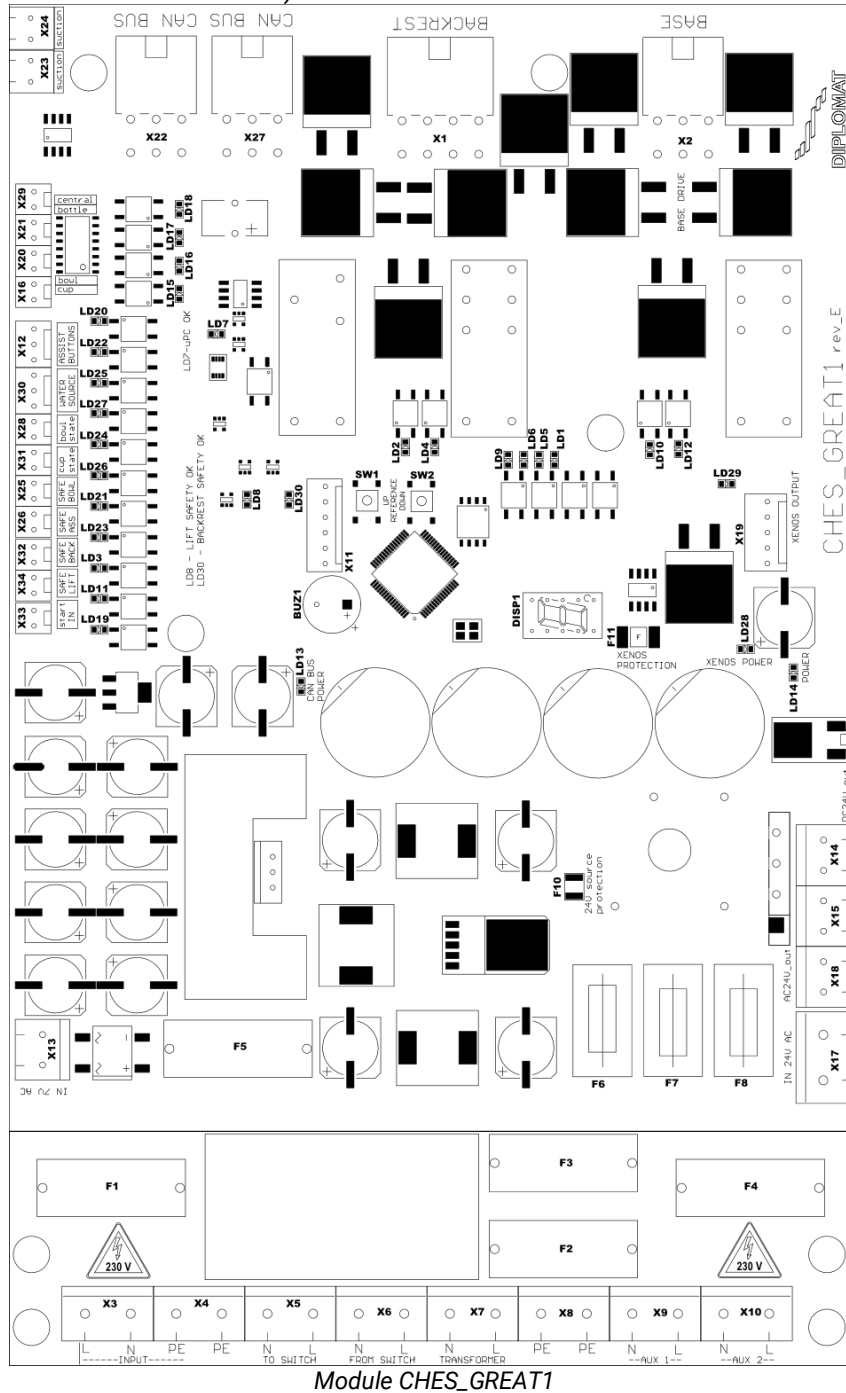
Function:

- 24 V AC input from transformer with circuit protection
- 7 V AC input from transformer with circuit protection

- 230 V AC output to transformer with circuit protection
- 230 V AC input from mains with circuit protection (with filter)
- Outputs for external devices with circuit protection
- 24 V AC outputs with circuit protection
- 24 V DC outputs
- CAN output for cuspidor block and foot controller with circuit protection
- LED indicators
- Outputs for headrest and lift motor control
- Power source of main light

Configurable elements:

- SW1 + SW2 – Press to induce chair referencing and to bring up factory settings (see the service schemes)



FARO_ADAPTER module

Revision: -

Location: Faro light

Function:

- External contactless control interface for the Faro light
- Power wires to the Faro light

Configurable elements:

- None

Xenos_N module

Revision: 6

Location: Xenos light

Function:

- Contactless control interface for the Xenos light
- Power wires to the LED

Configurable elements:

- None

Cree module

Revision: 1

Location: Xenos light

Function:

- PCB with LED

Configurable elements:

- None

MSP module

Revision: 1

Location: UNO foot controllers.

Function:

- PCB with buttons for the joystick

Configurable elements:

- None

FC_PREM_TUC2 module

Revision: D

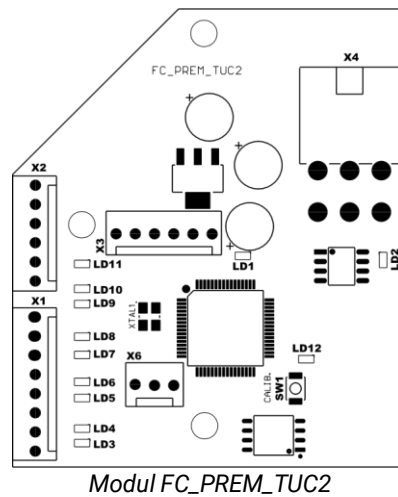
Location: UNO foot controllers

Function:

- Performs the activities of the foot controller (inputs and monitoring commands to actuate instruments)
- CAN BUS connection

Configurable elements:

- SW1 – Button for referencing the foot pedal selector lever potentiometer and to bring up factory settings (see the service schematic)



FC_PREM_TKC2 module

Revision: A

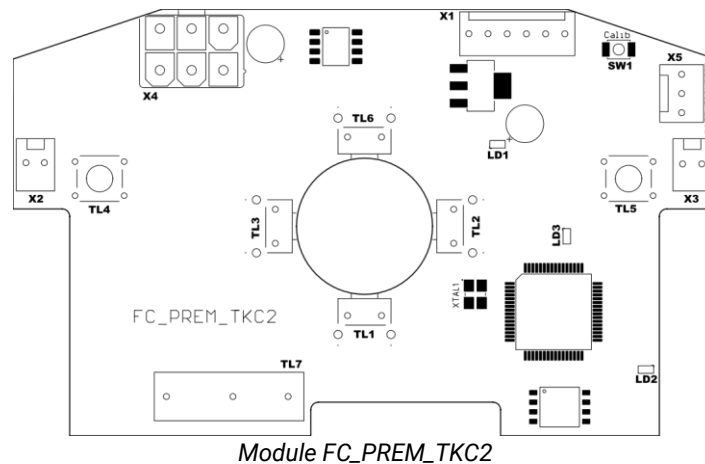
Location: TKC foot controllers

Function:

- Performs the activities of the foot controller (inputs and monitoring commands to actuate instruments)
- CAN BUS connection
- Buttons for the joystick
- Upper right and left buttons

Configurable elements:

- SW1 – Button for referencing the foot pedal selector lever potentiometer and to bring up factory settings (see the service schematic)



UNO_PRO2 module

Revision: B

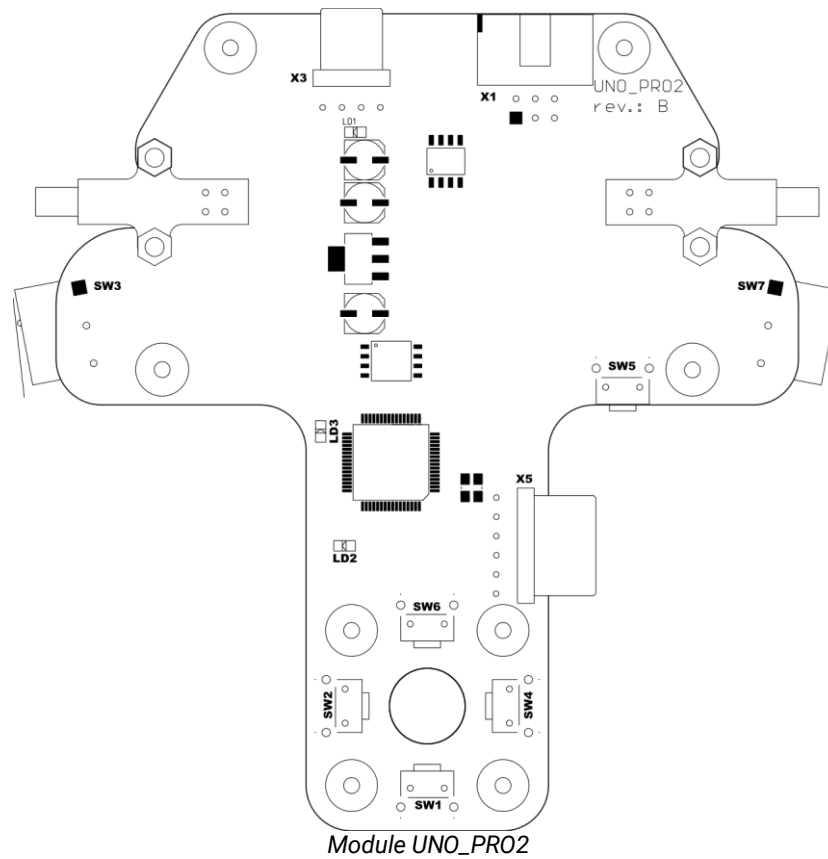
Location: Swing foot controllers

Function:

- Performs the activities of the foot controller (inputs and monitoring commands to actuate instruments)
- CAN BUS connection
- Buttons for the joystick
- Upper right and left buttons

Configurable elements:

- SW5 – Button for referencing the foot pedal selector lever potentiometer and to bring up factory settings (see the service schematic)



UNO_CON module

Revision: C

Location: Swing foot controllers

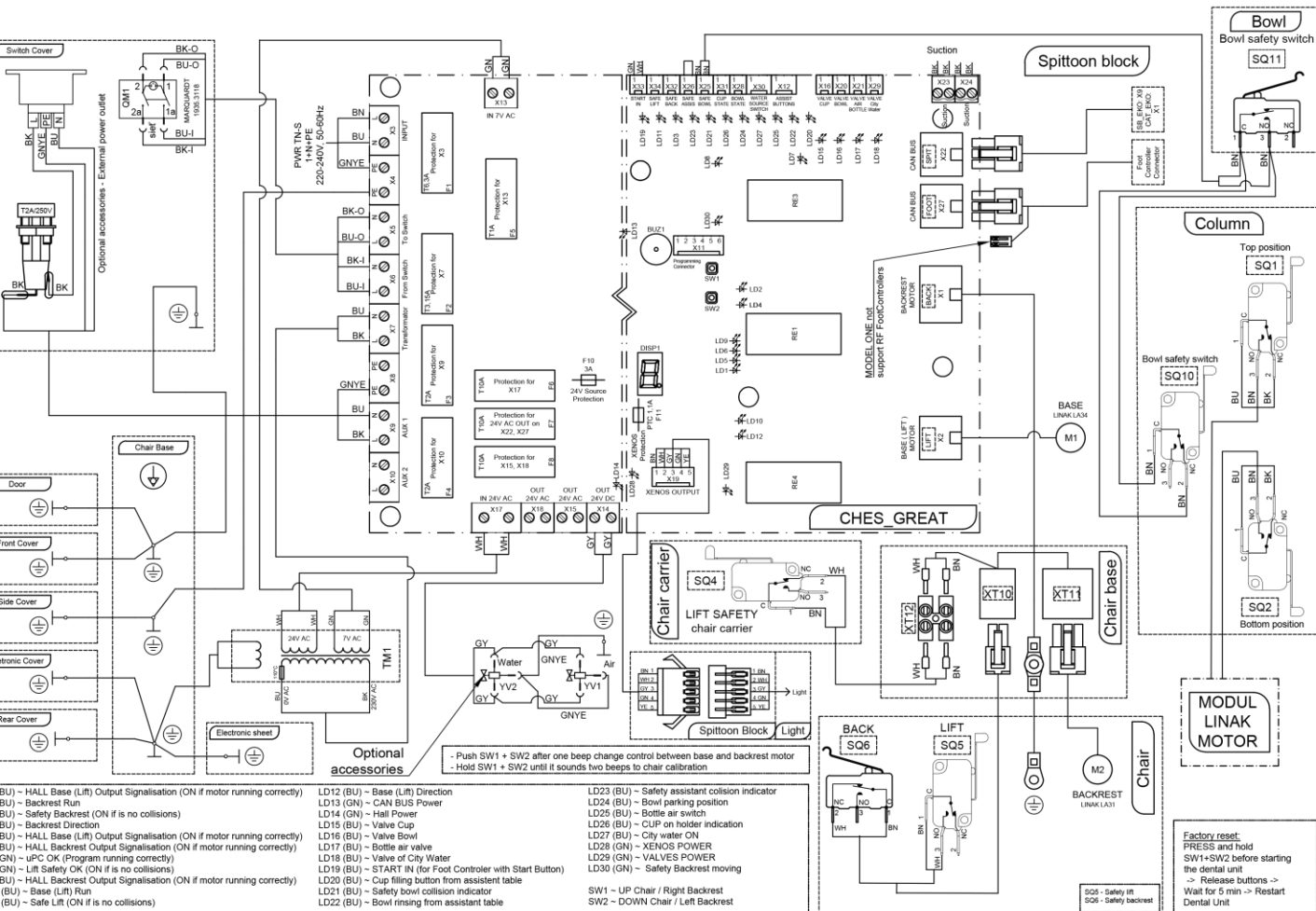
Function:

- Connection of start and safety switch and module UNO_PRO2
- Connection of potentiometer and module UNO_PRO2

Configurable elements:

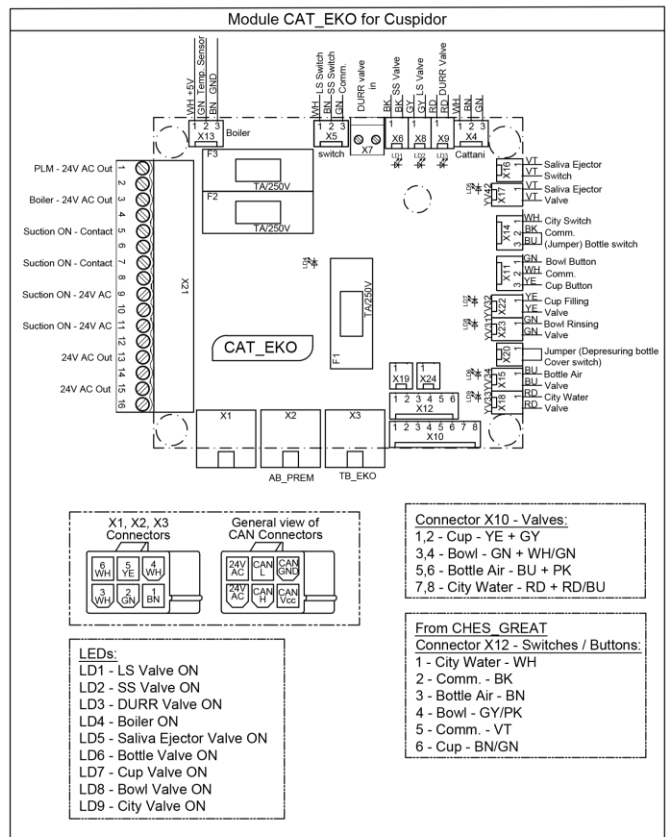
- None

4.4.1 CHES_GREAT FULL



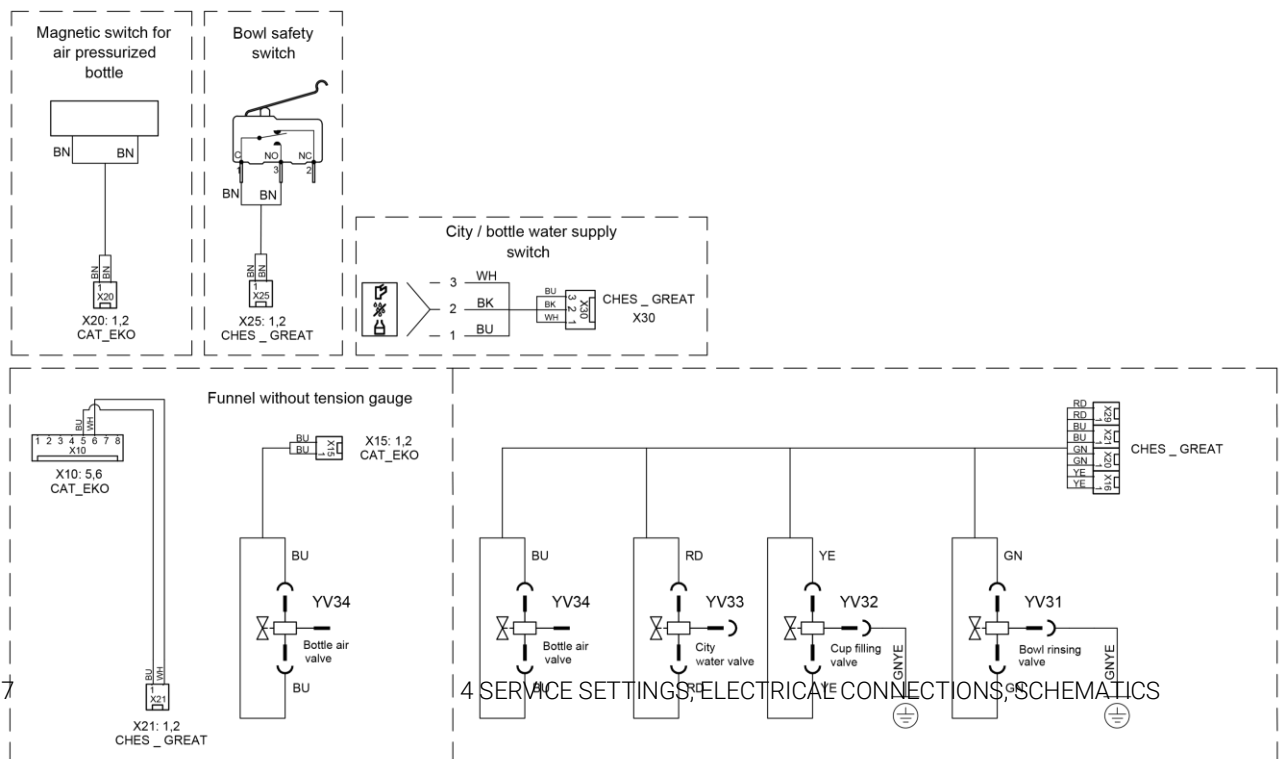
4.4.2 CAT_EKO

Wiring diagram of the Cuspidor - Module CAT_EKO for
MODEL ONE 200 (TYGI 200 L), (21.8.2023)



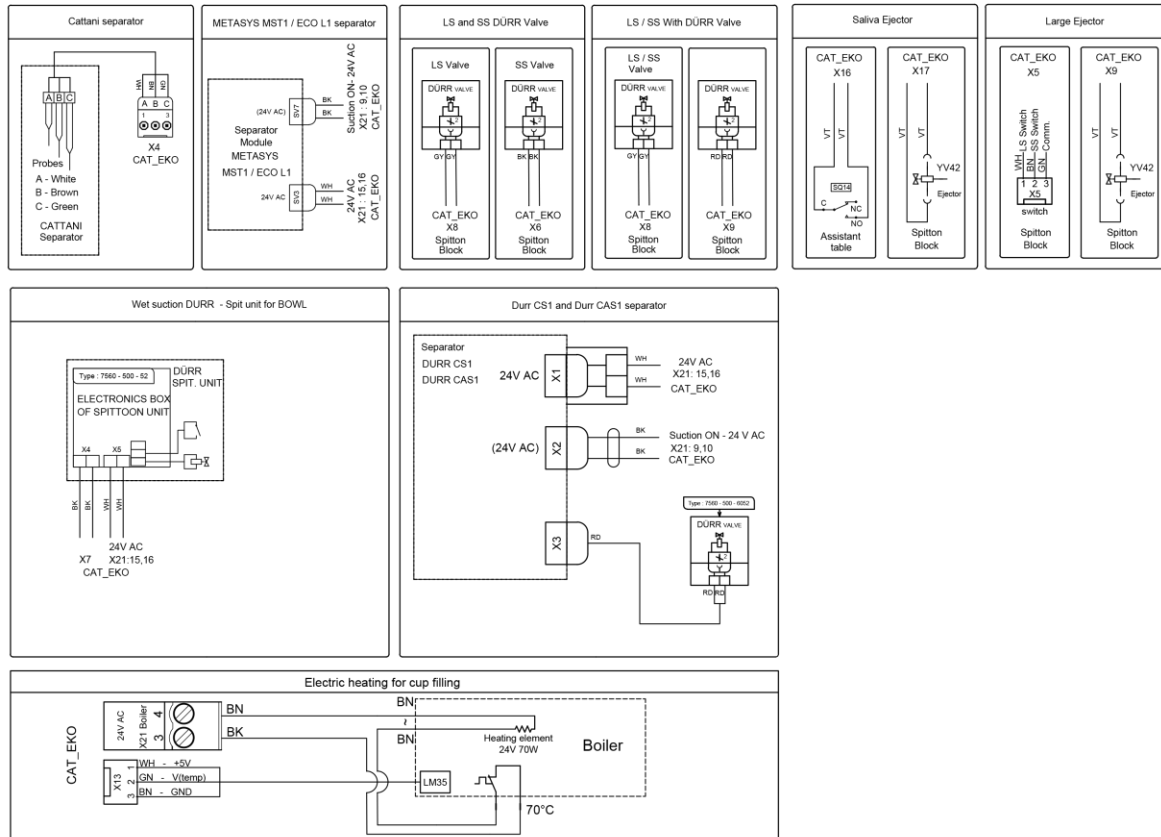
4.4.3 Valve module CAT_EKO

Wiring diagram of the Cuspidor - Module CAT_EKO - Connection of the Valve, depresuring bottle cover switch, safety assistant arm switch, cup, filling valve, bowl, rinsing valve city/bottle switch for MODEL ONE 200 (TYGI 200 L), (21.8.2023)



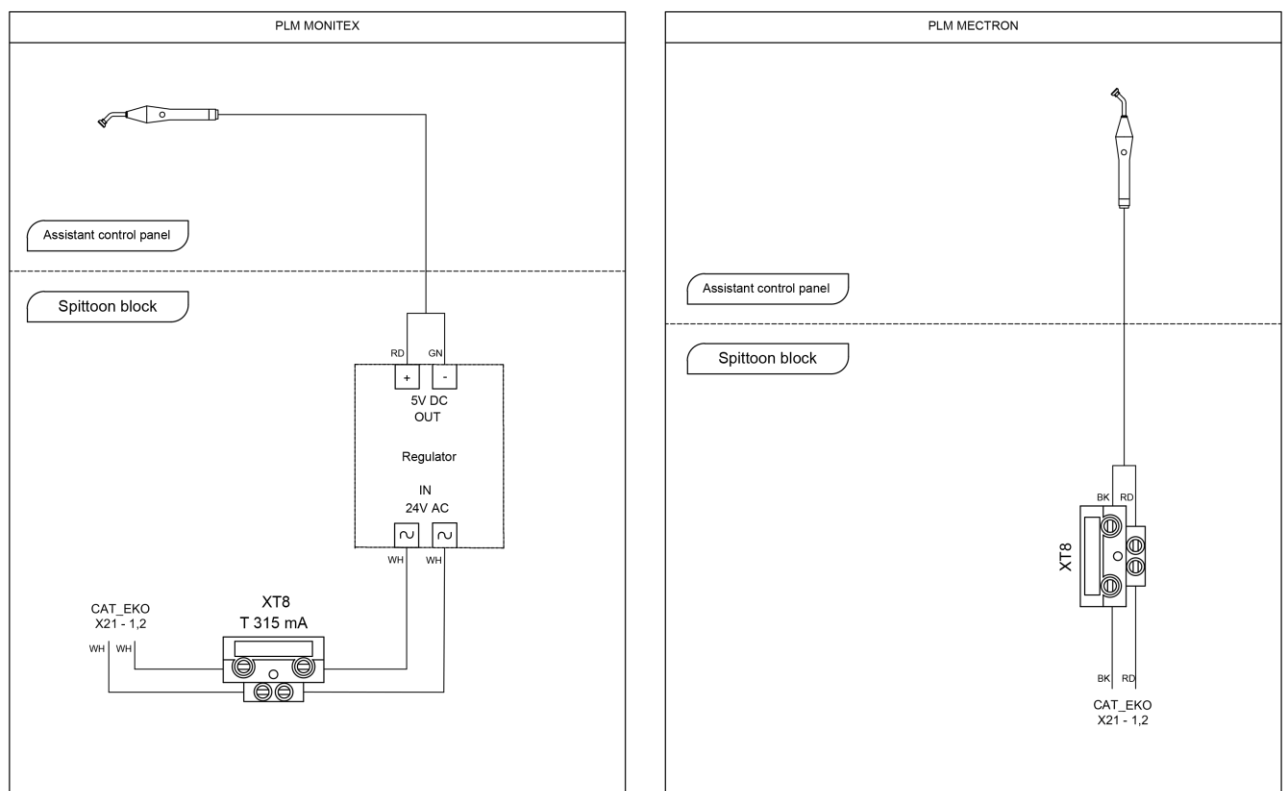
4.4.4 Suction systems, Boiler - Module CAT_EKO

Wiring diagram of the Cupidior Block - Module CAT_EKO of the Suction systems, Boiler in spittoon block used for MODEL ONE 200 (TYGI 200 L), (21.8.2023)

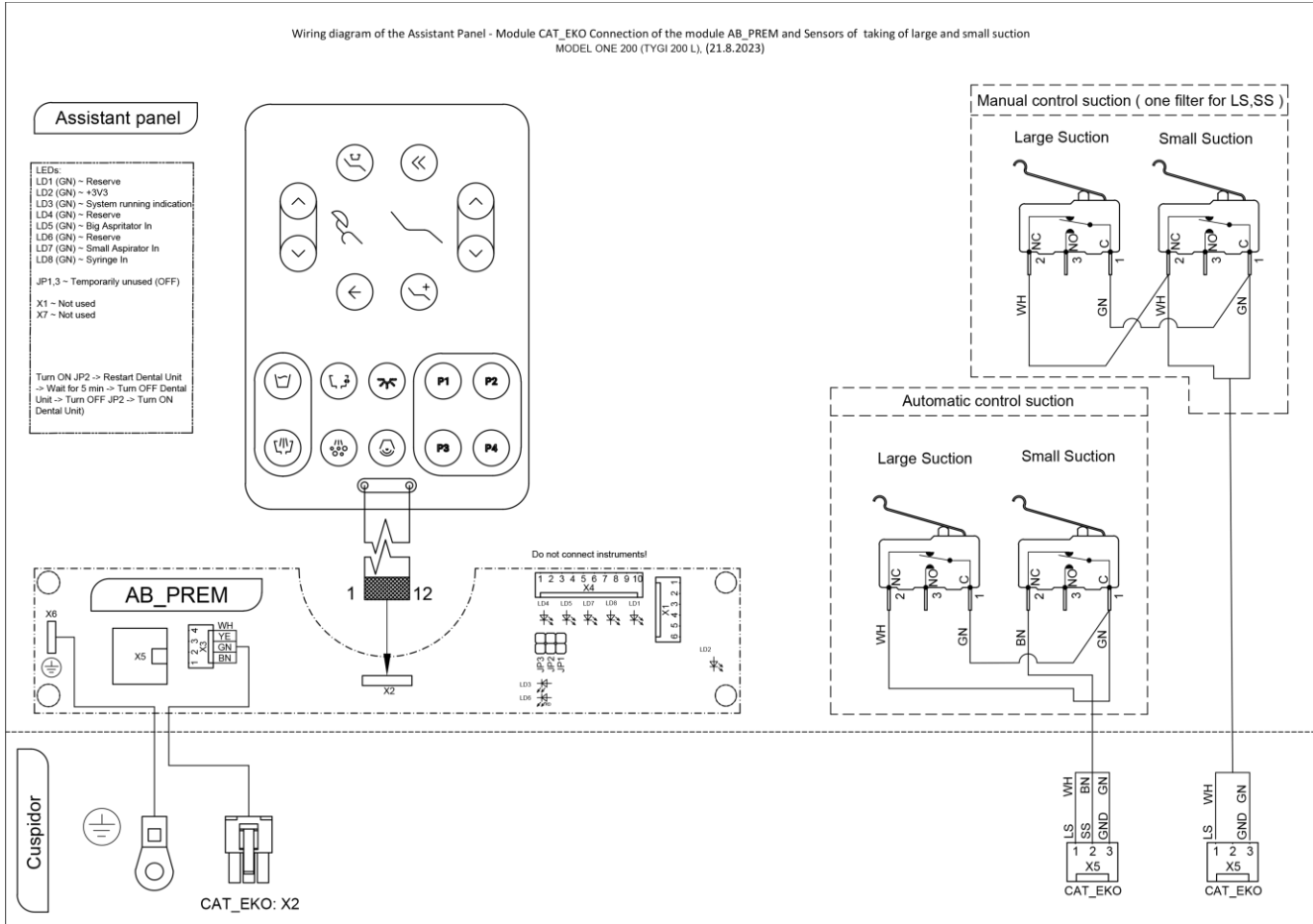


4.4.5 PLM Lamps used- Module CAT_EKO

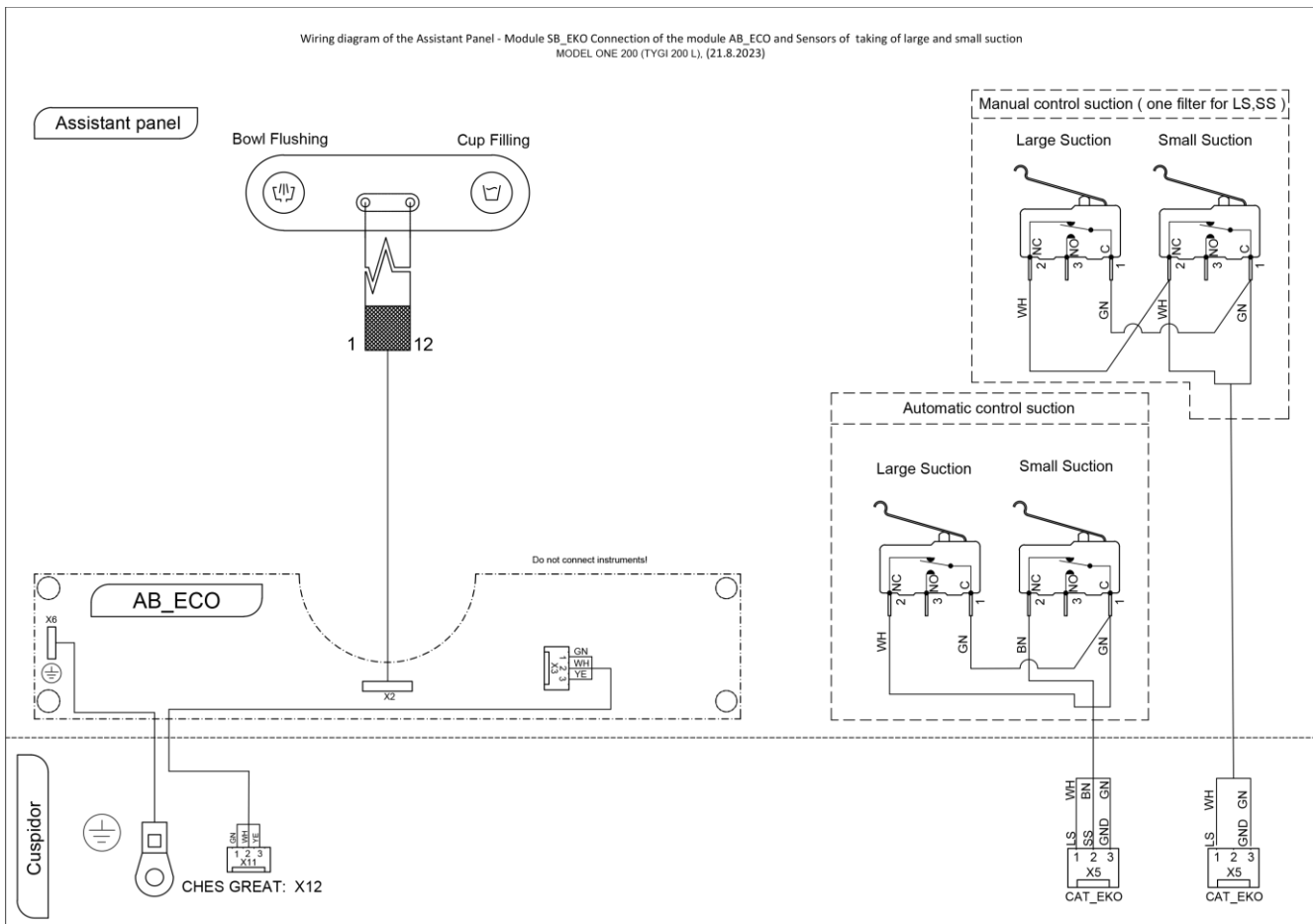
Wiring diagram of the Cupidior Block and Assistant Arm - Module CAT_EKO - Connection of the PLM Lamps used - for MODEL ONE 200 (TYGI 200 L), (21.8.2023)



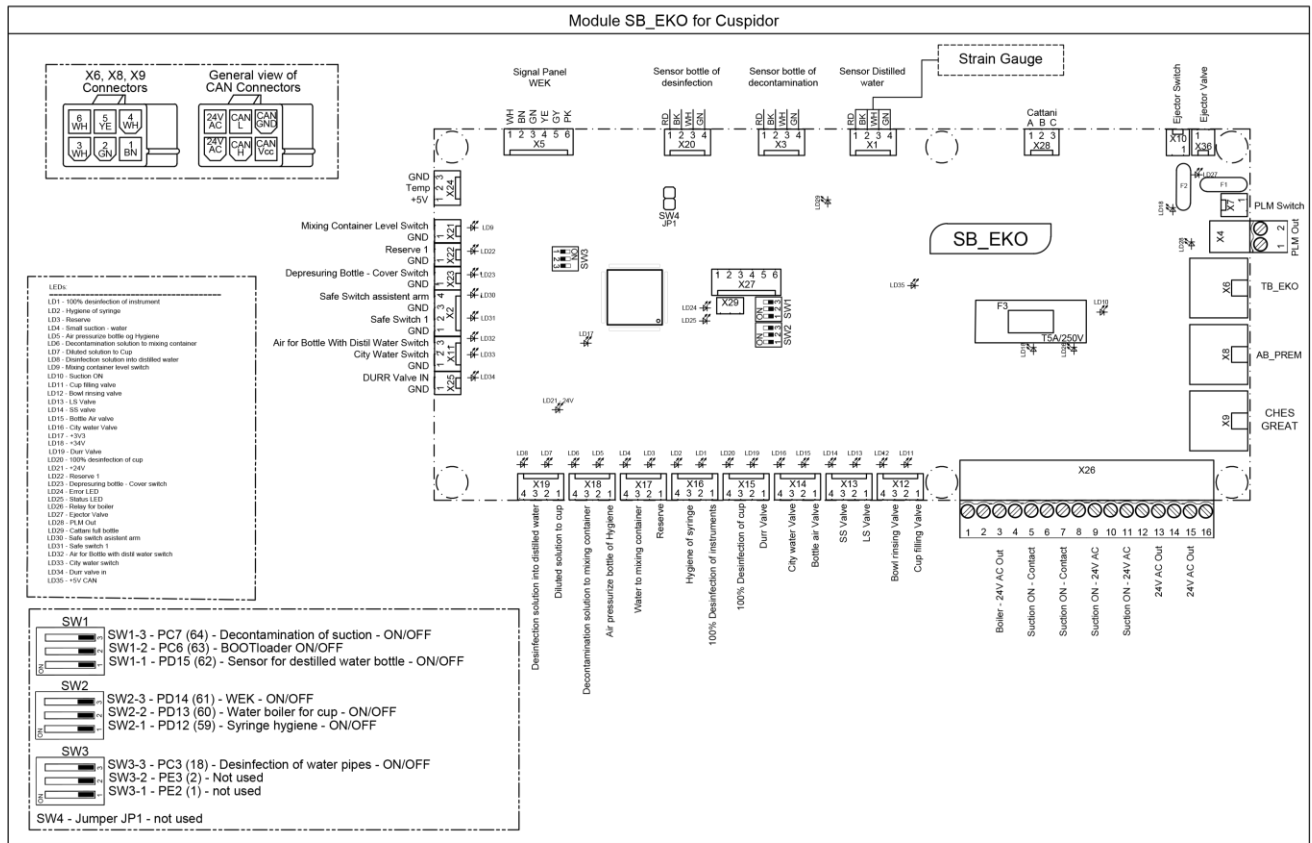
4.4.6 Assistant Panel AB_PREM CAT_EKO



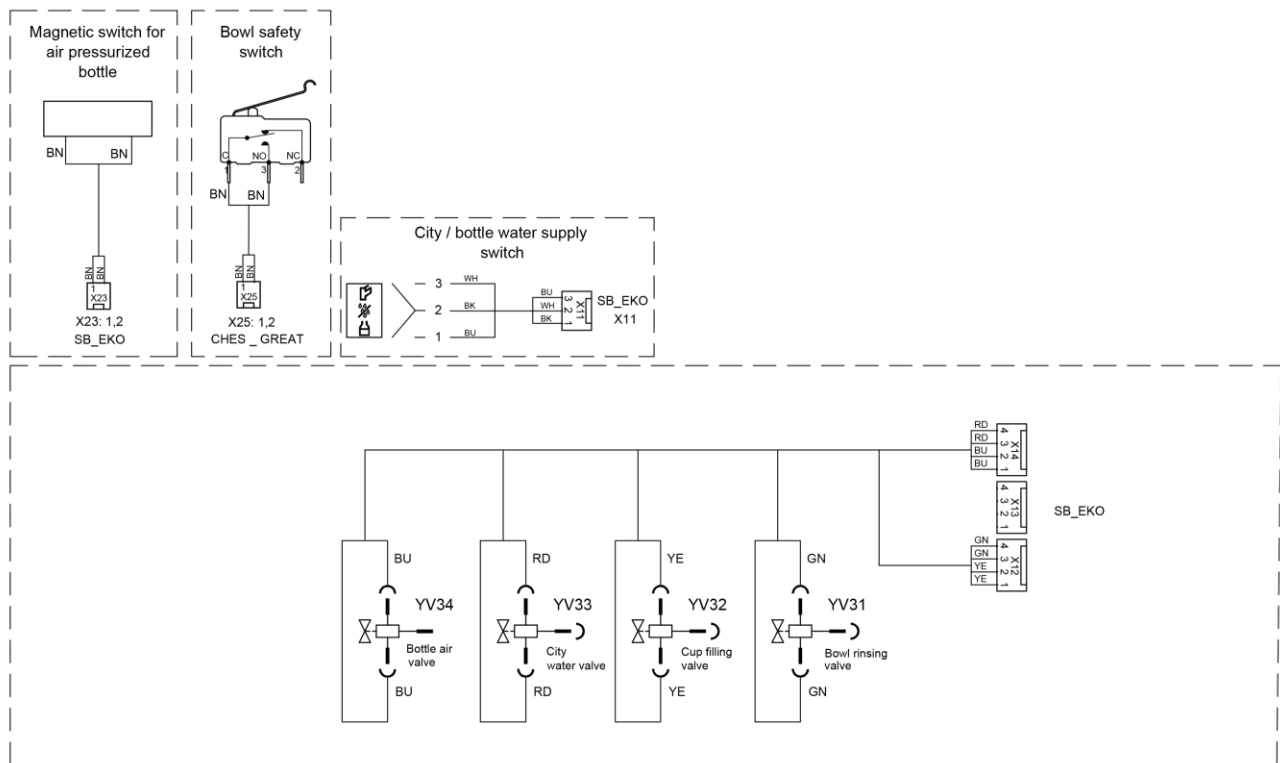
4.4.7 Assistant Panel AB_EKO



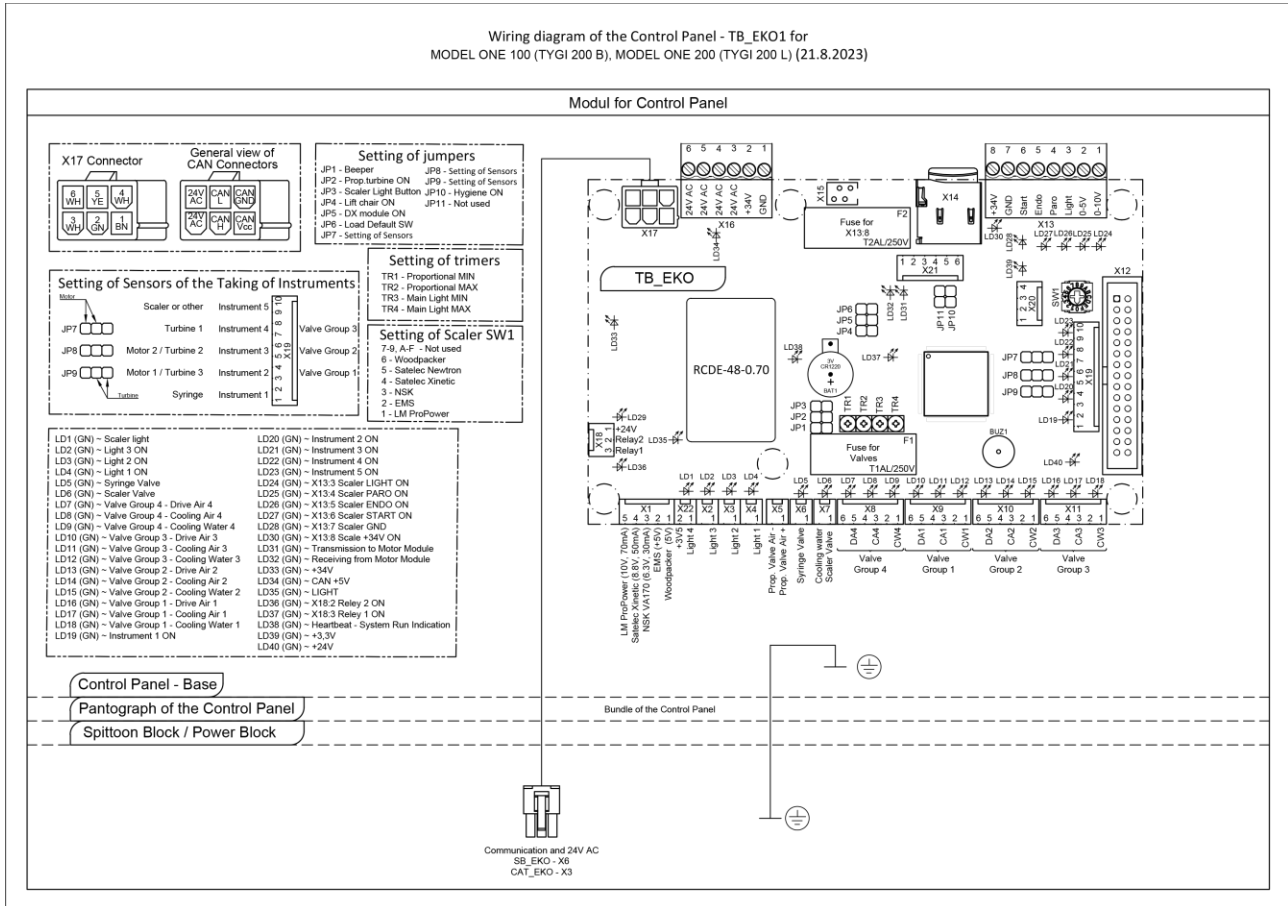
4.4.8 SB_EKO

Wiring diagram of the Cuspidor - Module SB_EKO for
MODEL ONE 200 (TYGI 200 L), (21.8.2023)

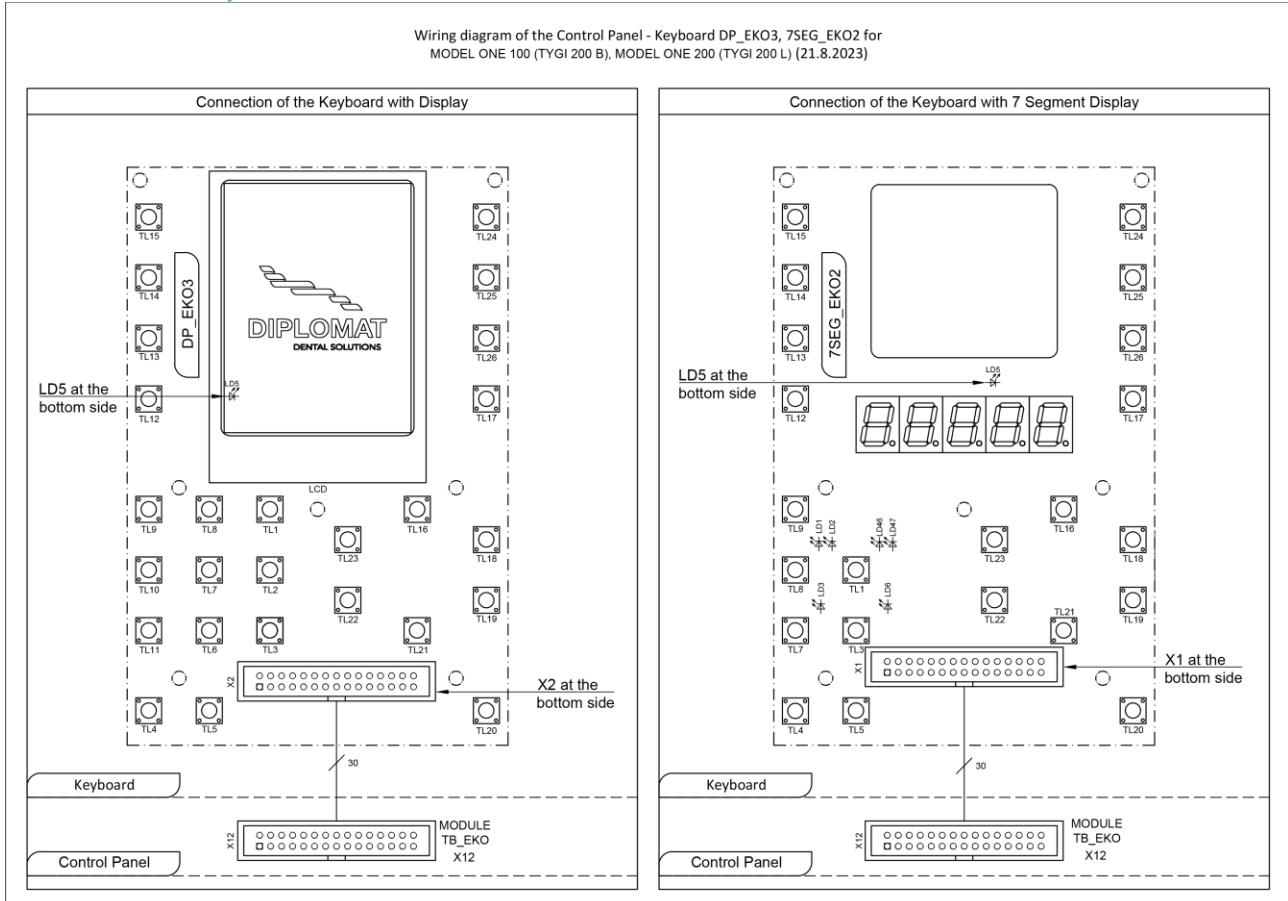
4.4.9 Valve switch SB_EKO

Wiring diagram of the Cuspidor - Module SB_EKO - Connection of the Valve, depressurizing bottle
cover switch, safety assistant arm switch, cup, filling valve, bowl, rinsing valve city/bottle switch for
MODEL ONE 200 (TYGI 200 L), (21.8.2023)

4.4.10 TB_EK01

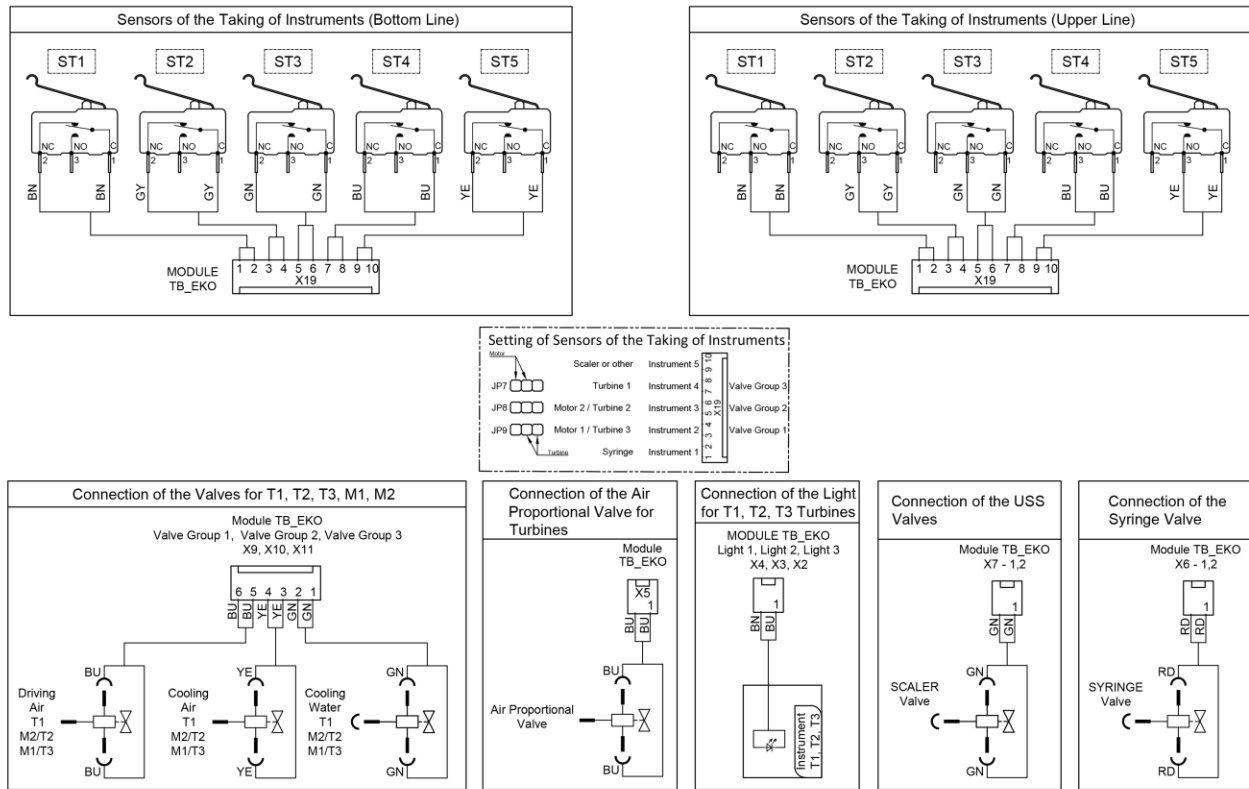


4.4.11 Keyboard DP_EK01



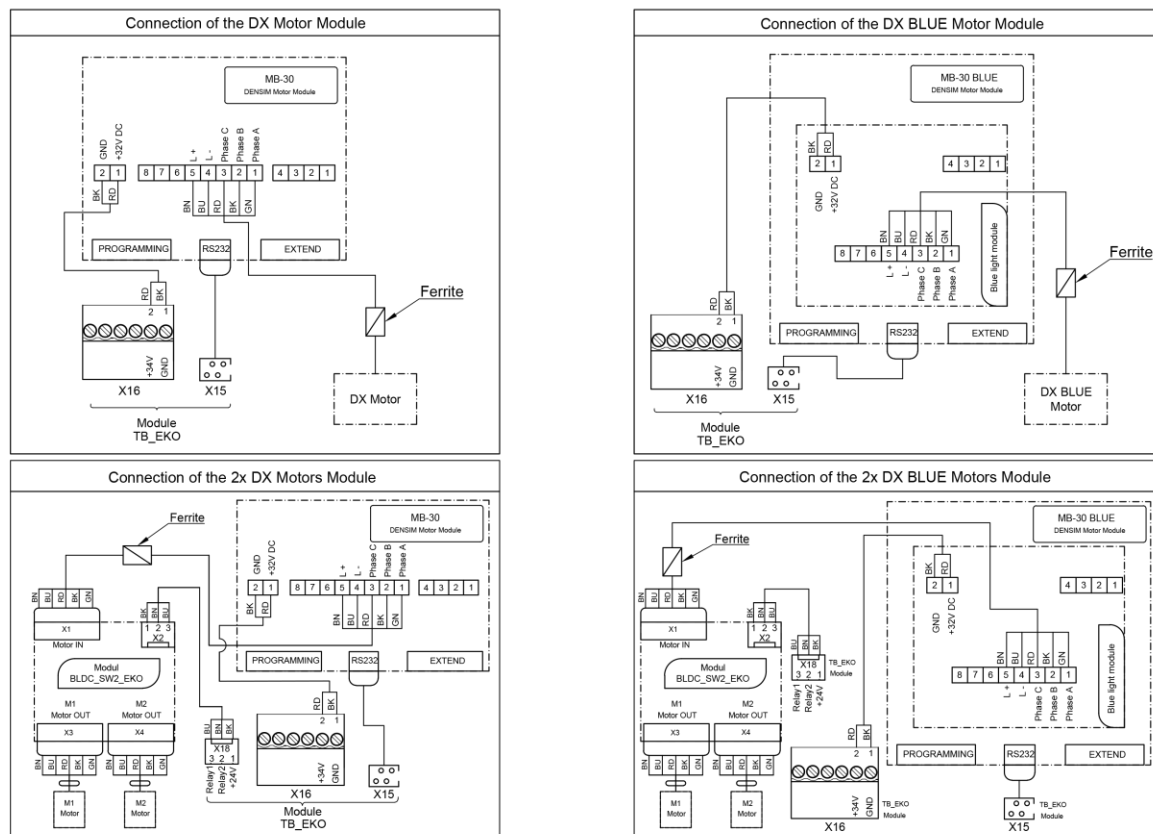
4.4.12 Sensors of the Taking of Instruments, Light and Valves

Wiring diagram of the Control Panel - Sensors of the Taking of Instruments, Connection of the Light and Valves for T1, T2, T3 and M1, M2, M3, Connection of the Air Proportional Valve, USS Valve for MODEL ONE 100 (TYGI 200 B), MODEL ONE 200 (TYGI 200 L) (21.8.2023)



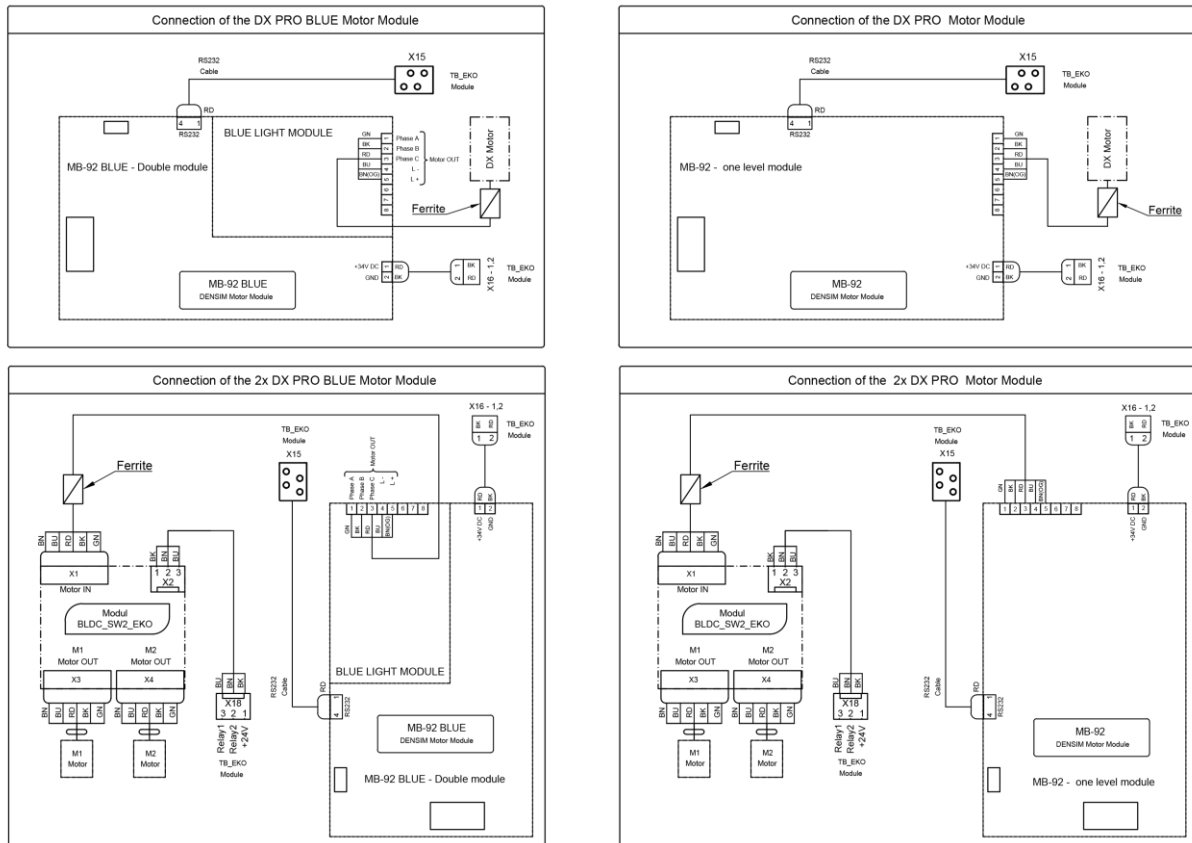
4.4.13 DX Motors

Wiring diagram of the Control Panel - Connection of the DX, DX Blue Motors for MODEL ONE 100 (TYGI 200 B), MODEL ONE 200 (TYGI 200 L) (21.8.2023)



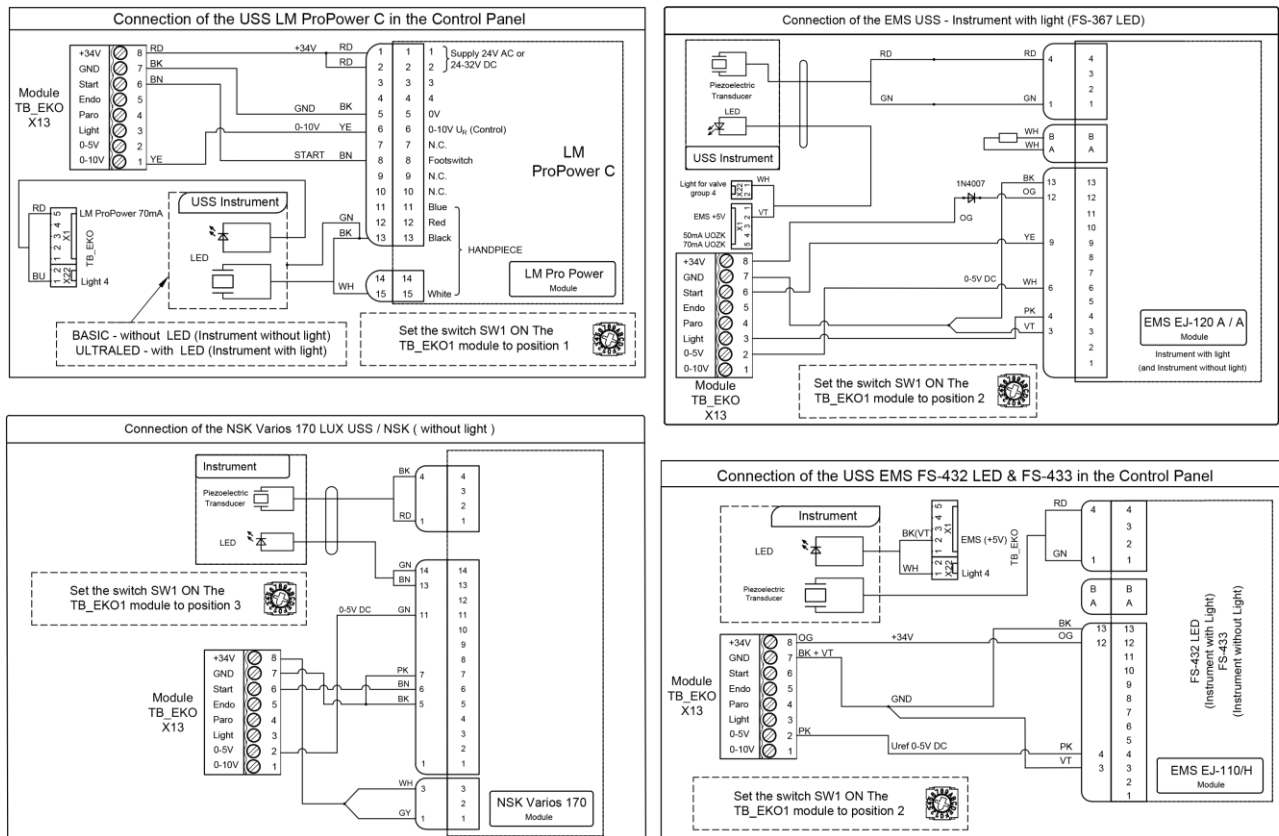
4.4.14 DX PRO Motors

Wiring diagram of the Control Panel - Connection of the DX PRO, DX PRO BLUE Motors for
MODEL ONE 100 (TYGI 200 B), MODEL ONE 200 (TYGI 200 L) (21.8.2023)



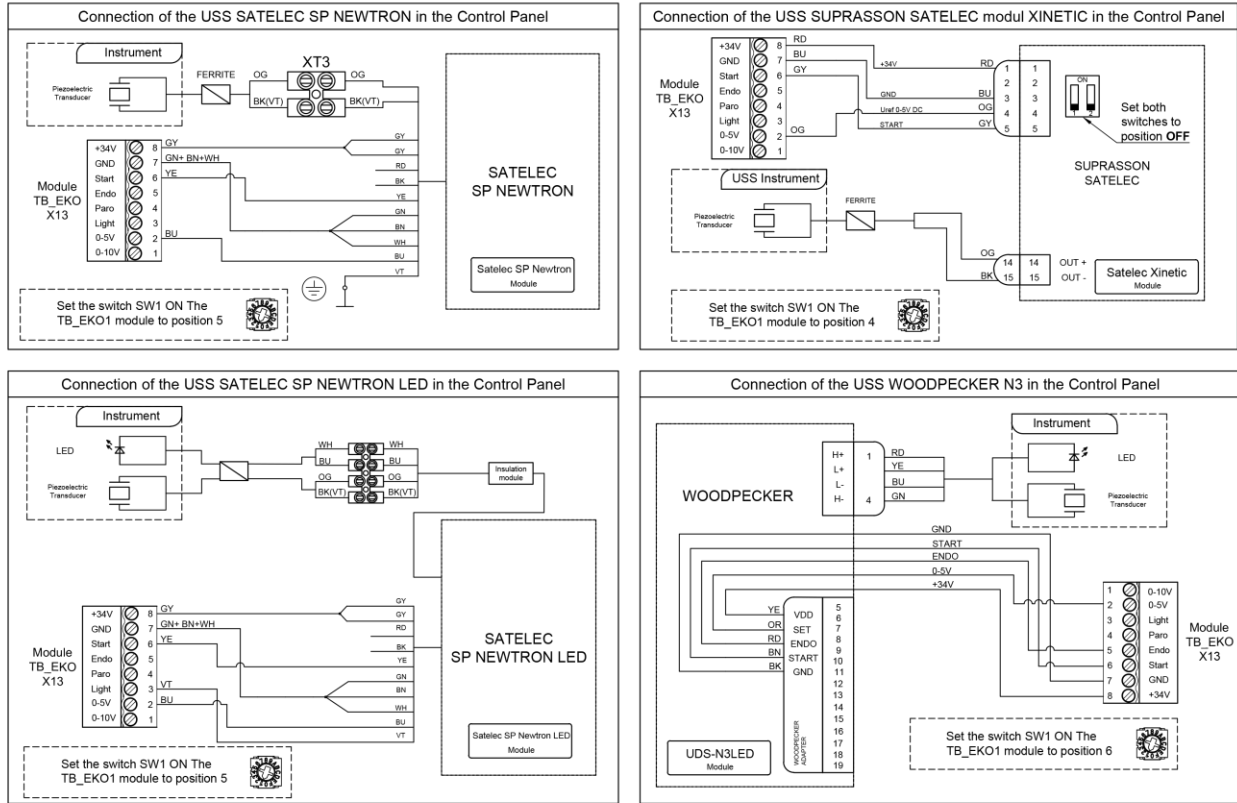
4.4.15 LM ProPower C, EMS FS-367, EMS FS-432 LED, EMS FS-433, NSK Varios 170

Wiring diagram of the Control Panel - Connection of the LM ProPower C, EMS FS-367, EMS FS-432 LED, EMS FS-433, NSK Varios 170 for
MODEL ONE 100 (TYGI 200 B), MODEL ONE 200 (TYGI 200 L) (21.8.2023)



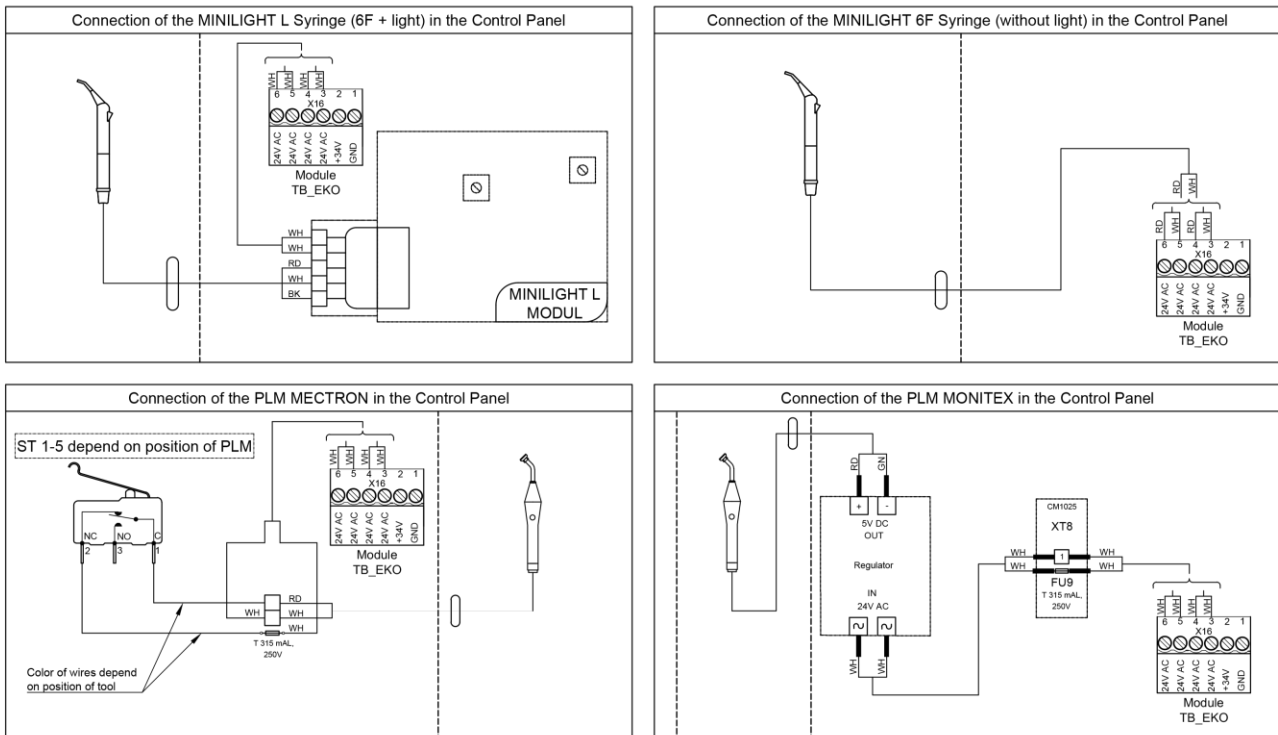
4.4.16 USS Satelec SP NEWTRON, Satelec SP NEWTRON LED, Satelec Xinetic, Woodpecker N3

Wiring diagram of the Control Panel - Connection of the USS Satelec SP NEWTRON, Satelec SP NEWTRON LED, Satelec Xinetic, Woodpecker N3 for MODEL ONE 100 (TYGI 200 B), MODEL ONE 200 (TYGI 200 L) (21.8.2023)



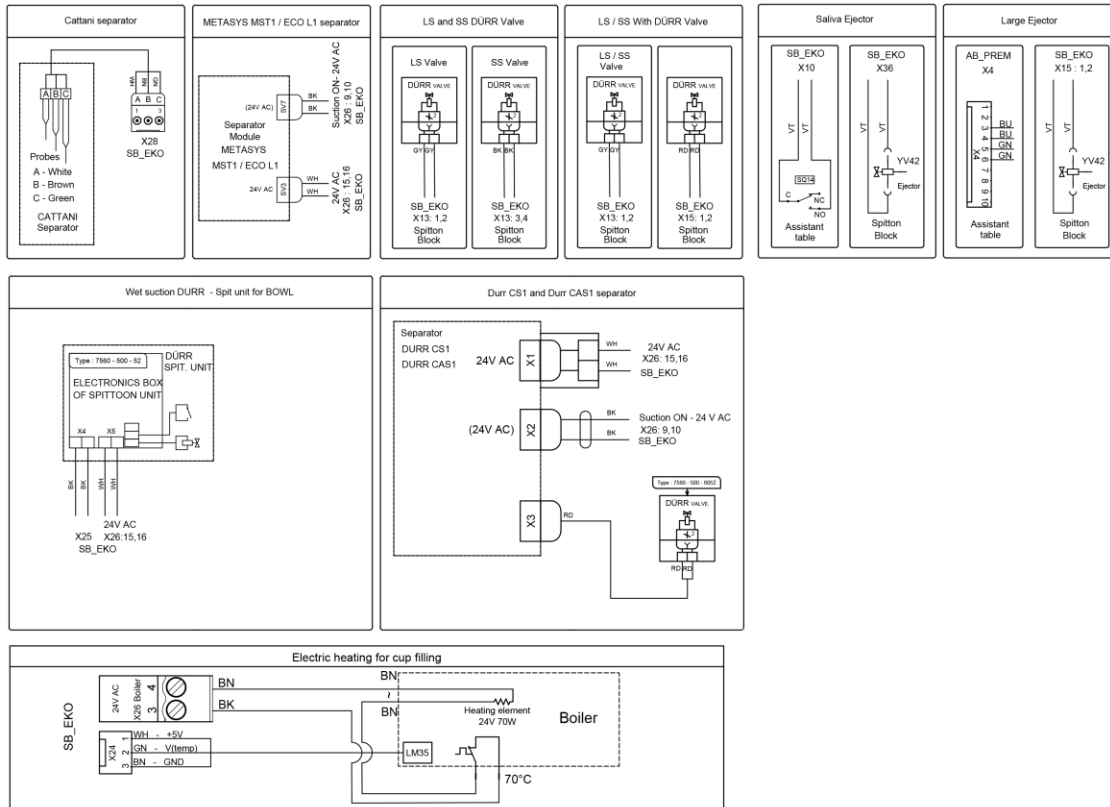
4.4.17 Syringe, PLM Mectron, Monitex

Wiring diagram of the Control Panel - Connection of the Syringe, PLM Mectron, Monitex for MODEL ONE 100 (TYGI 200 B), MODEL ONE 200 (TYGI 200 L) (21.8.2023)



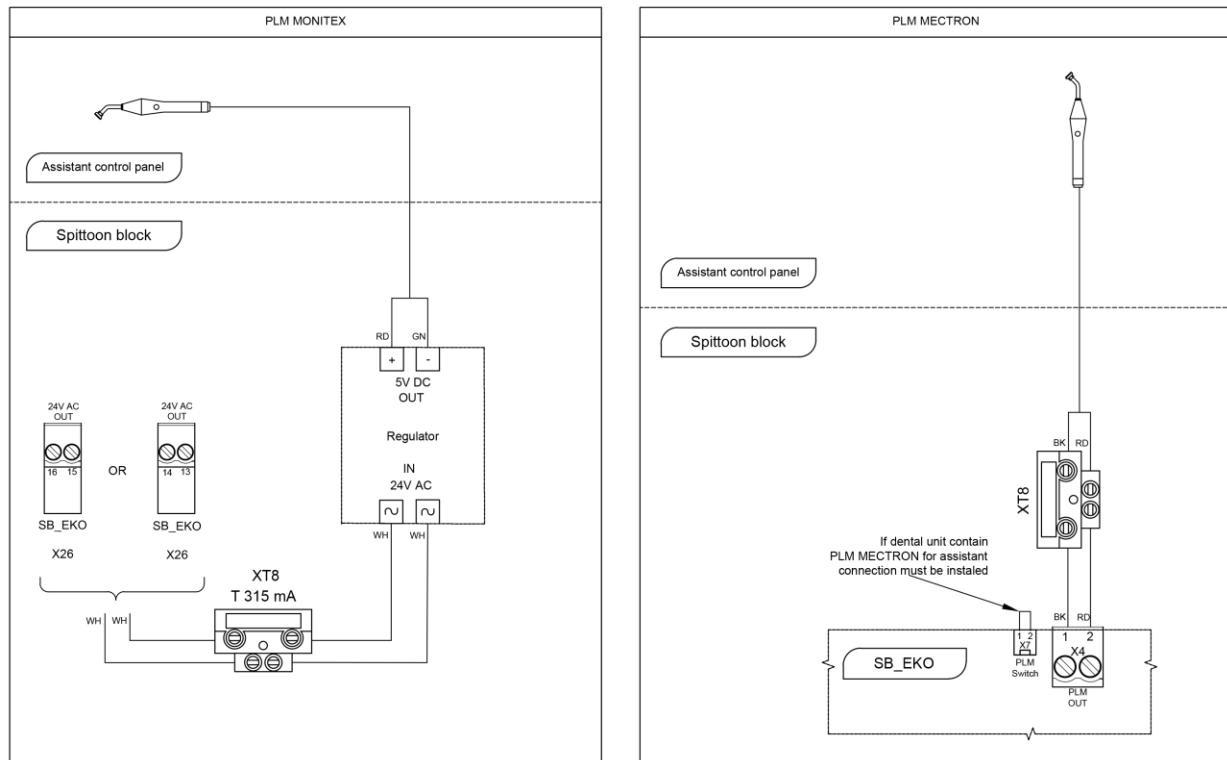
4.4.18 Suction systems, Boiler - Module SB_EKO

Wiring diagram of the Cuspidor - Module SB_EKO connection of the Suction systems, Boiler in spittoon block
MODEL ONE 200 (TYGI 200 L), (21.8.2023)

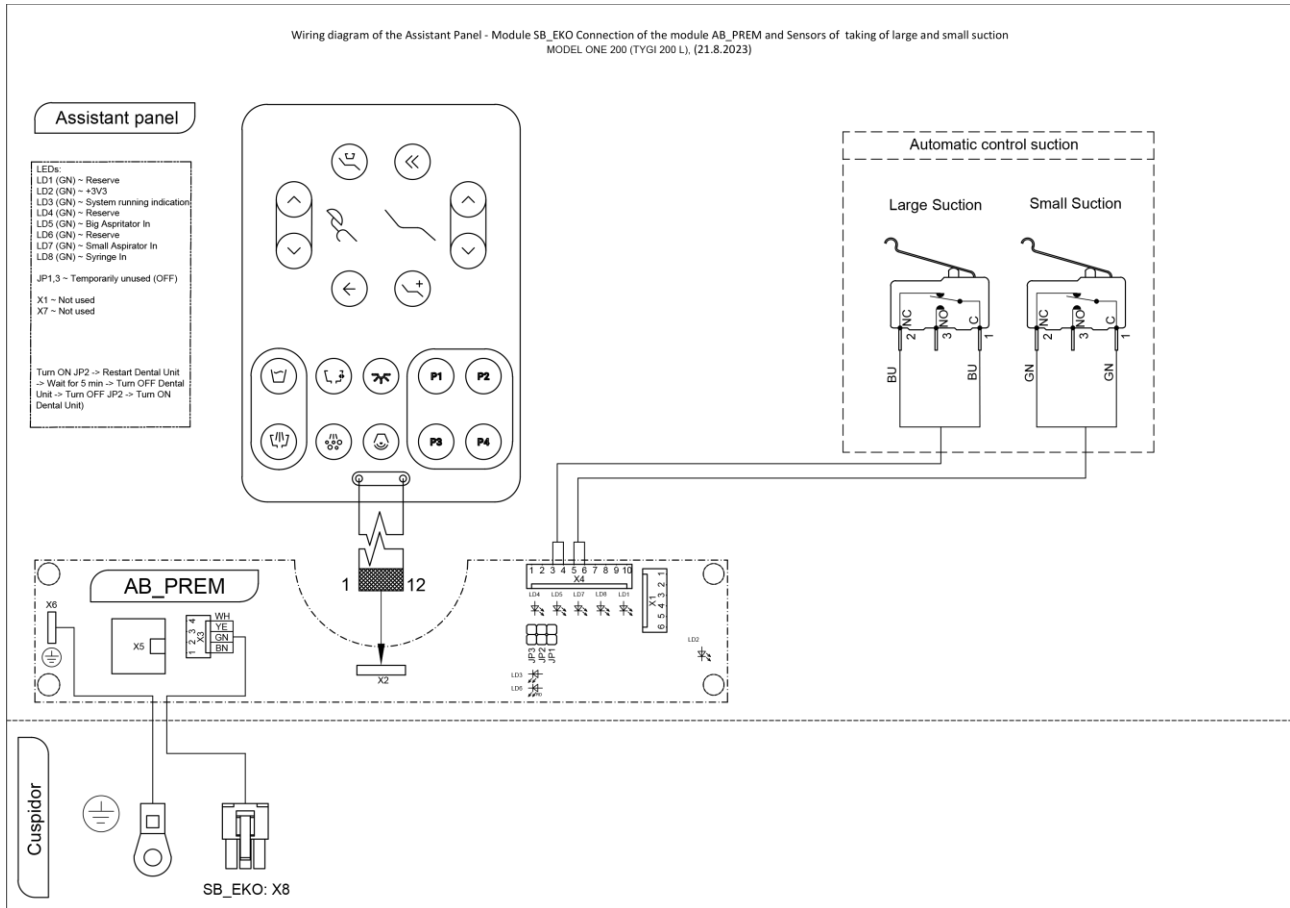


4.4.19 PLM Lamps used- Module SB_EKO

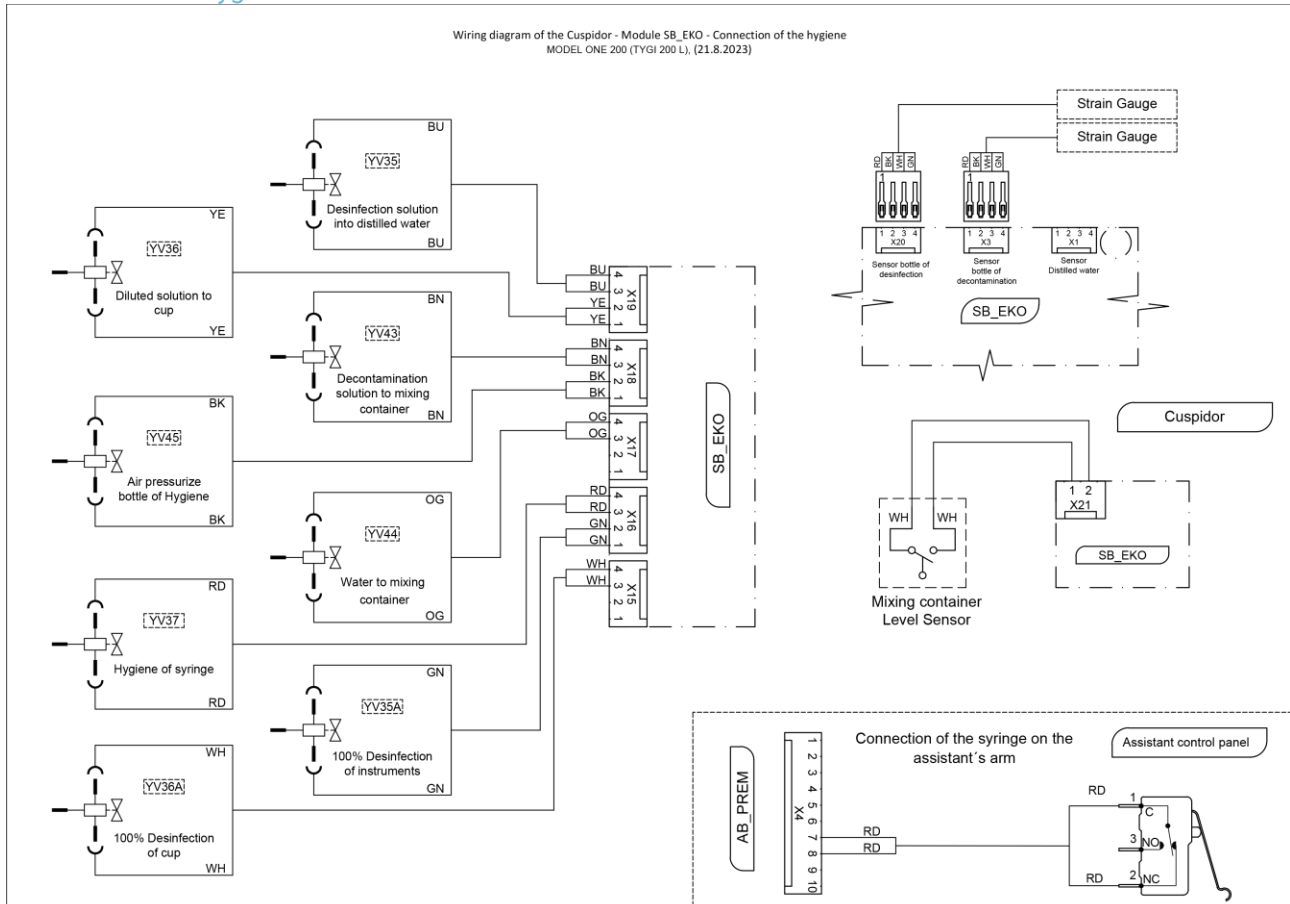
Wiring diagram of the Cuspidor Block and Assistant Arm - Module SB_EKO - Connection of the PLM Lamps used - for
MODEL ONE 200 (TYGI 200 L), (21.8.2023)



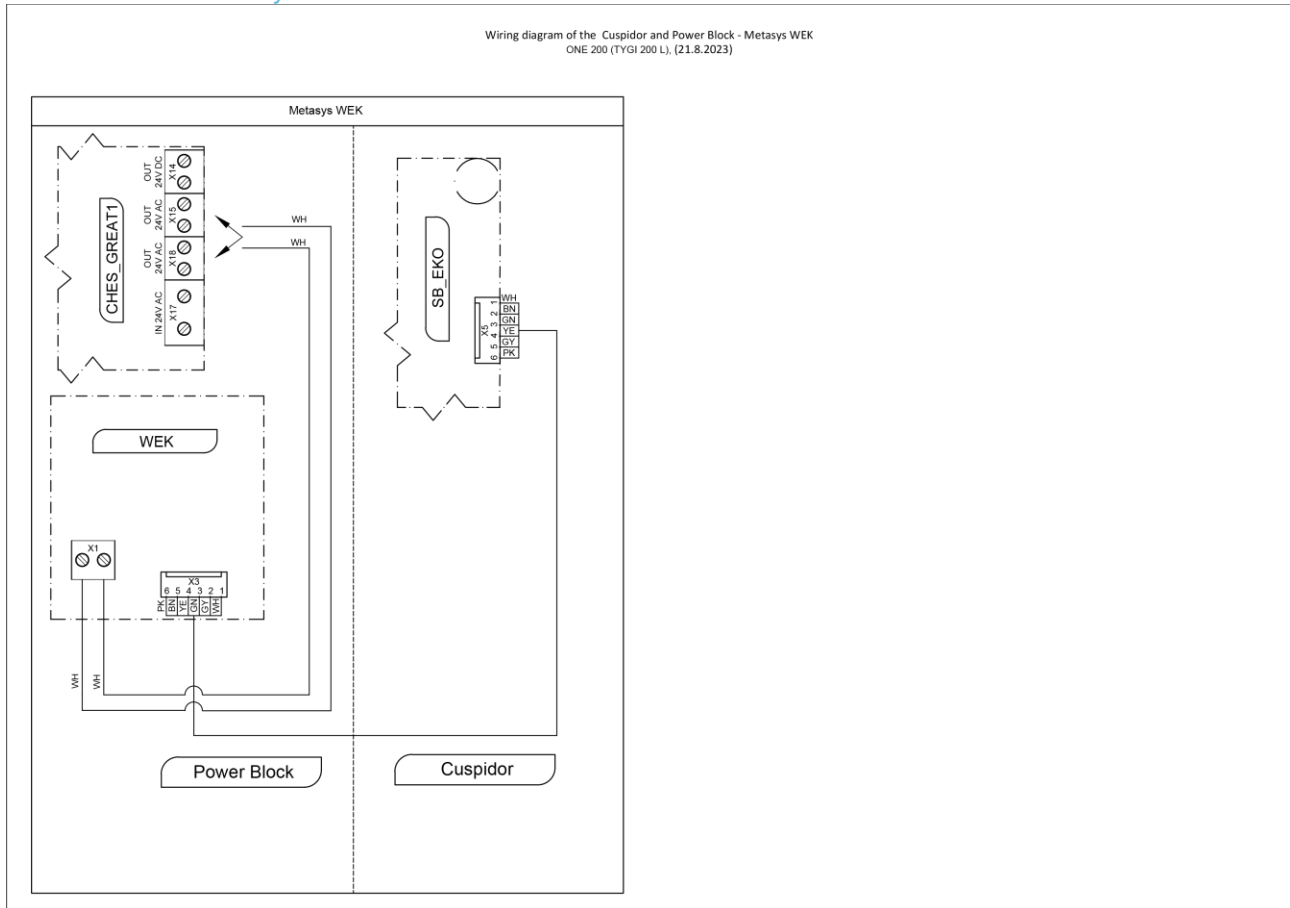
4.4.20 Assistant Panel AB_PREM SB_EKO



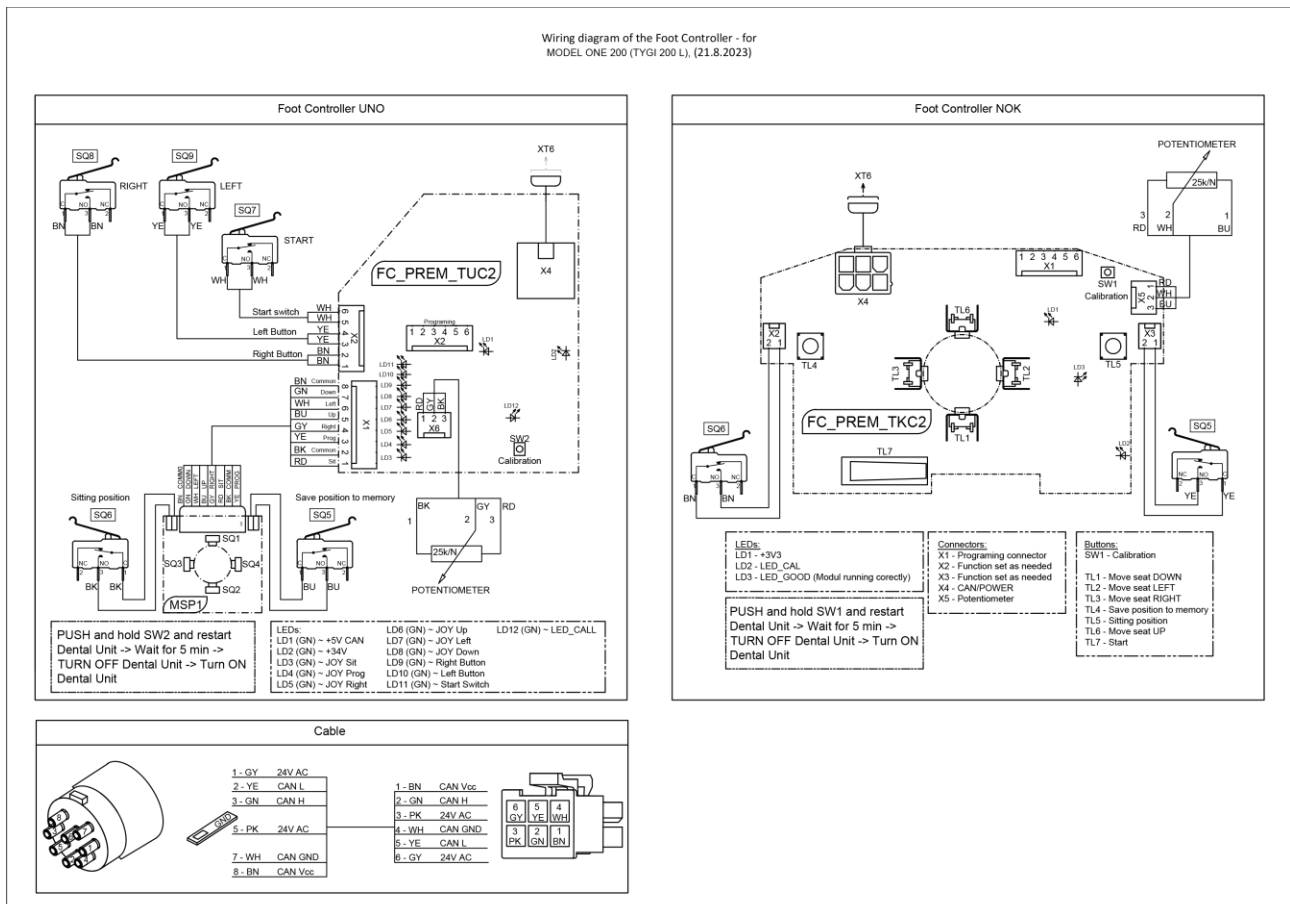
4.4.21 Hygiene SB_EKO



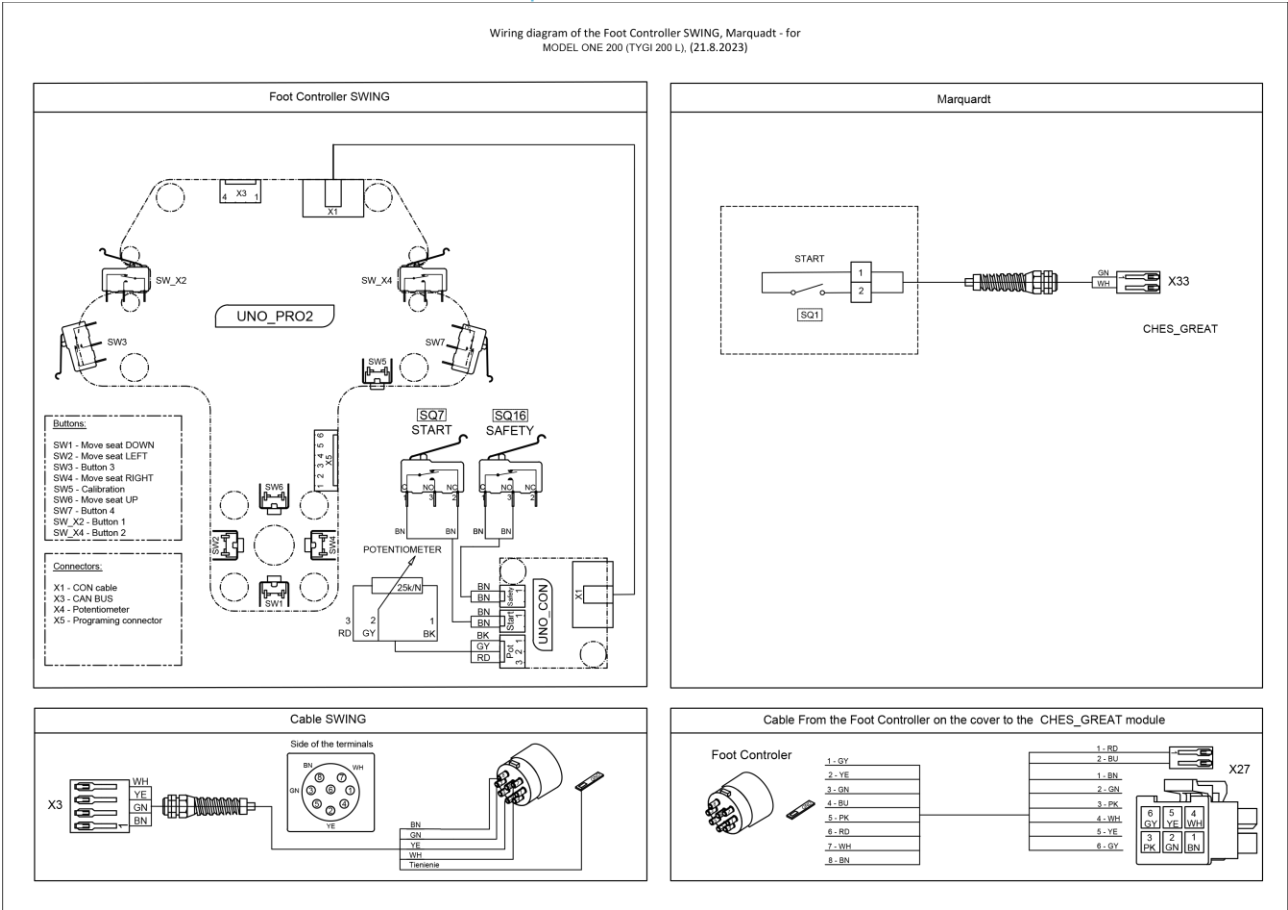
4.4.22 Metasys WEK



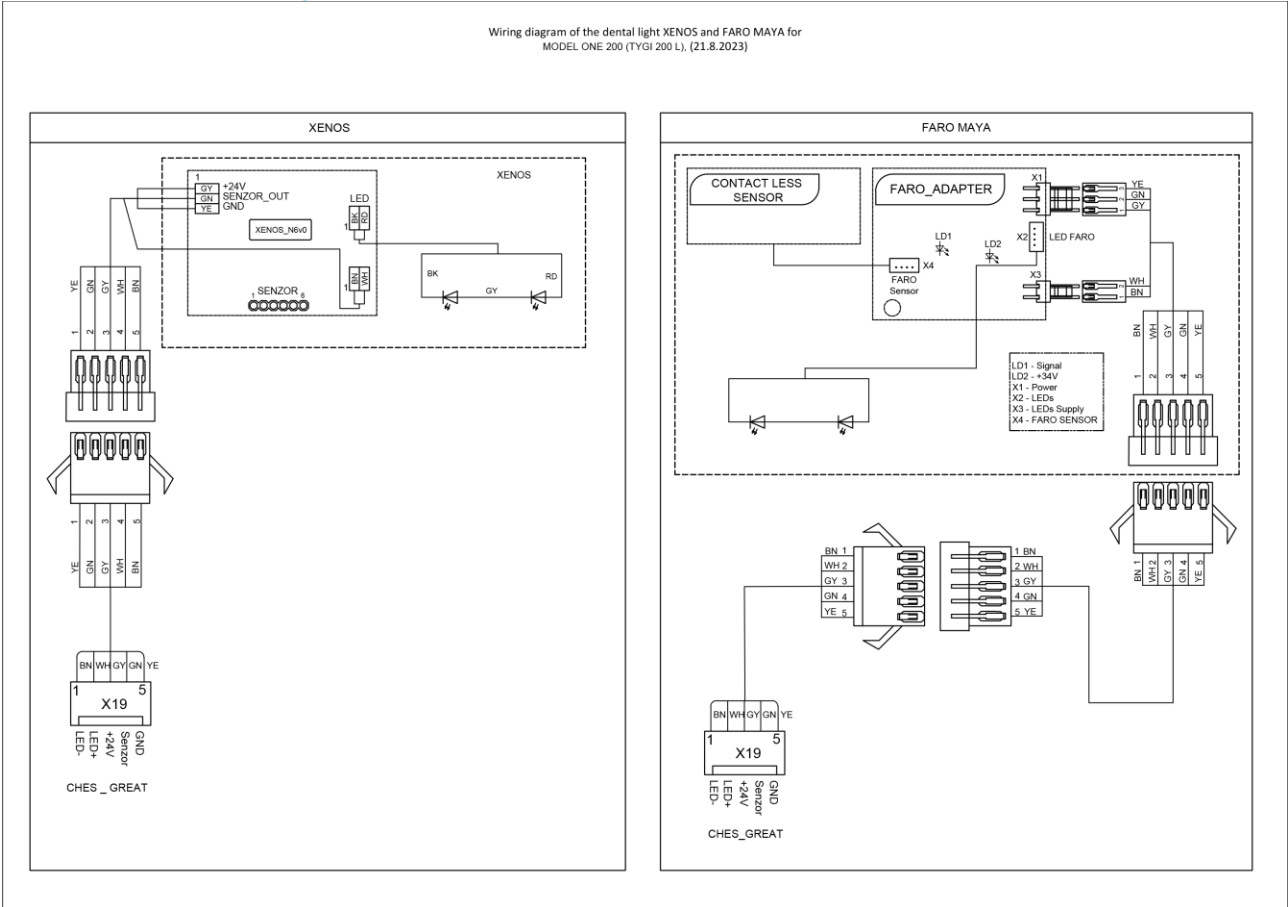
4.4.23 Foot Controller UNO, NOK



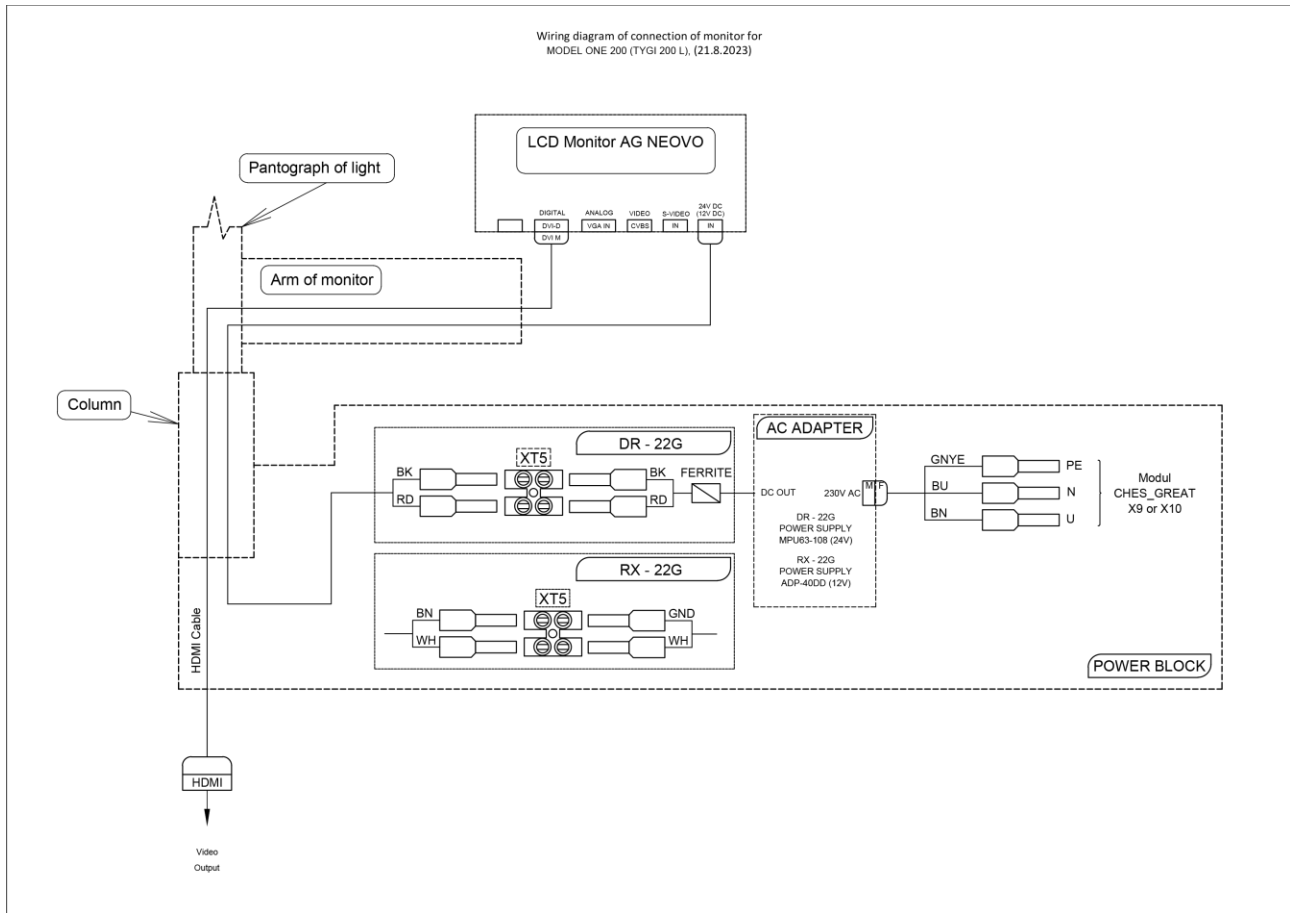
4.4.24 Foot Controller SWING, Marquardt



4.4.25 Dental Light



4.4.27 Monitor power supply in power block




4.5 Chair set – up

The chair is equipped with two motors. The first moves the chair up and down, and the second controls the backrest. Both motors have end switches.

Chair calibration (referencing) is the definition of a position and is used to determine the distance between the limit positions of the chair itself. This is typically performed:

- Prior to placing the dental unit into service,
- After every service intervention involving drives,
- When the chair is incorrectly positioned.

Chair and backrest movements are controlled using buttons 1 and 2:




Chair calibration (referencing) is performed by pressing and holding buttons 1 and 2 simultaneously for longer than 5 seconds. A double audible signal will then sound, and chair calibration follows once the buttons are released, and this process moves the chair into its limit positions. A long, continuous tone is sounded after successful calibration.



Remove all impediments that could prevent the chair from moving into its limit positions prior to calibration. The tone repeats 3x consecutive times if calibration is unsuccessful.

- Short simultaneous pressing of buttons 1 and 2 control the movement of the backrest or the chair itself:



List of messages on the display

E – impediment in the way of the chair. The chair will only move in the direction opposite of the impediment. This message cannot be active during chair calibration. This is not an error, but simply a message that the safety circuit is active.

O – final reference point of the chair in the given direction,

U – chair lift motor is raising the chair upward,

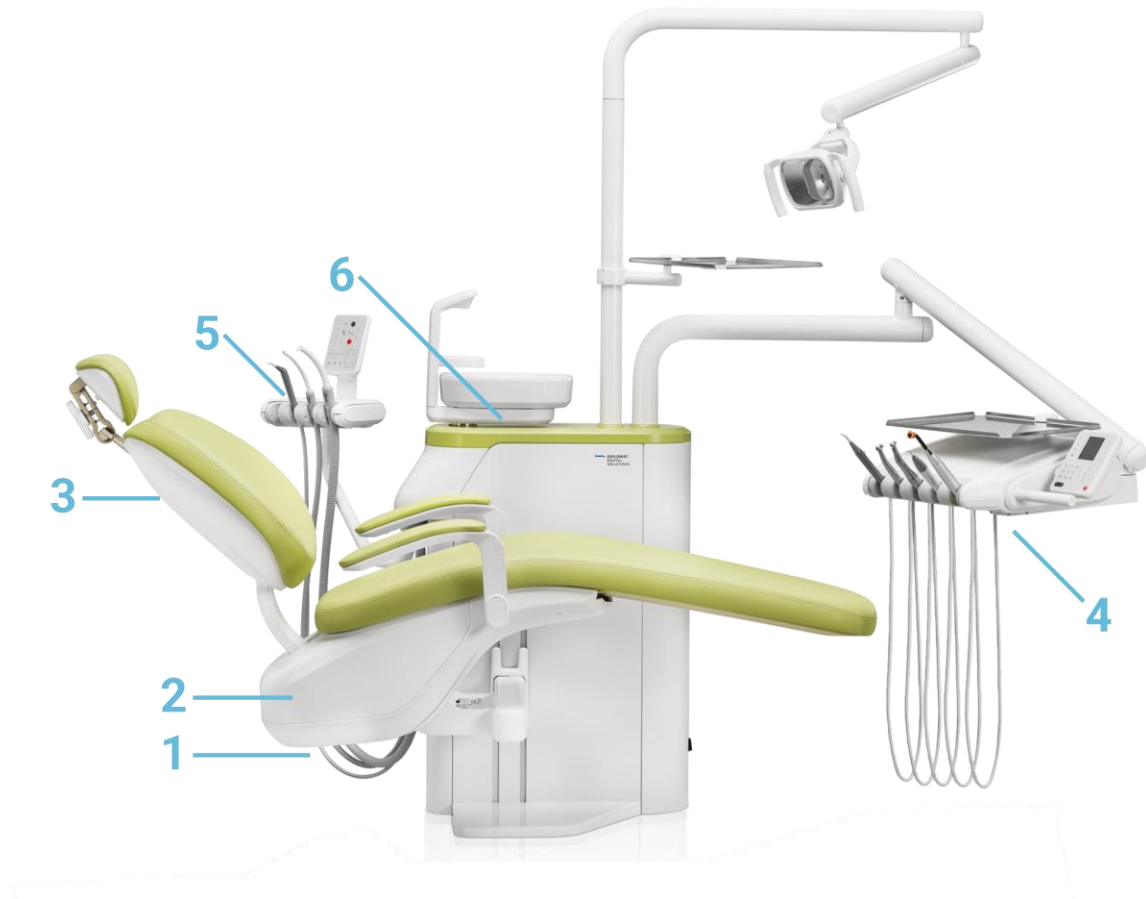
D – chair lift motor is lowering the chair downward,

F – headrest is moving upward,

B – headrest is moving downward.

4.6 Safety sensors

The dental unit is equipped with safety sensors that are activated in the event of a collision. Chair movement is blocked if any of the safety sensors is activated or any instrument (except for the syringe) is activated from the dentist's control panel.



	Part of the unit	Sensor activation	Deactivation of the sensor
1.	Chair	In the case of a chair collision while moving down	By removing the blocking object
2.	Chair cover	In the case of a chair collision while moving down	By removing the blocking object
3.	Backrest	In the case of a backrest collision while moving down	By removing the blocking object
4.	Control panel	The chair movement is blocked by activation of any instrument with the foot	By ending the work with instrument
5.	Assistant arm	In the case of an assistant arm collision while moving down	By removing the blocking object
6.	Bowl	The rotated bowl blocks the movement of the chair only if the chair	By turning the bowl to the basic position

5 CHECKS OF SETTINGS AND FUNCTIONS

Turn on the main switch – “I” position, indicator on the main switch is activated.

Check the following:

- Water and air lines for any leaks,
- Connected instruments for leaks and that they are secured in their holders,
- Foot controller,
- Lighting,
- Control panel keypad buttons,
- Instrument parameter settings (see the manufacturer’s instructions),
- Operation of all instruments on the control panel,
- Operation of all instruments on the cuspidor block,
- Cuspidor block keypad buttons,
- Filling water into the cup, water temperature (water heater),
- Movement of the pantographic table arm and pantographic light arm, or LCD monitor arm and tray table,
- Proper operation of the LCD monitor or intra oral camera

If you have purchased a DIPLOMAT series chair, please follow the technical documentation delivered with the chair.



Arms and the assistant’s console must be below the backrest and above the armrest on the chair when raising the backrest on the dental chair.



Except for the small and large aspirators, syringes (on the assistant’s table) and syringes (on the control panel) only one instrument may be used at a time!

CUSPIDOR BLOCK

Distilled water container

The container is located in the cuspidor block and accessible after opening the cuspidor block door. Distilled water from the container is used to cool instruments (turbine, micro motor and scaler) and is routed to the syringes at the control panel and the assistant’s table.

Adding distilled water:

- Open the rear cover on the cuspidor block (you must hear the bottle vent),
- Unscrew the plug in the bottle,
- Add distilled water to the bottle,
- Screw the plug into the cuspidor block so that air pressure does not leak while working,
- Close the rear cover on the cuspidor block.



Distilled water must be added in such a way that prevents foreign objects from contaminating and degrading the water quality and its composition. Only use distilled water approved for medical purposes with maximum conductivity of 2000 $\mu\text{S}/\text{cm}$. Do not use demineralised water intended for technical applications!
The manufacturer recommends replacing the distilled water container once a year.

Central water manifold

If water from a central manifold is used for cooling purposes, this water must be treated so that total mineral content is equivalent to that of distilled water. An upstream 5 μm filter must be installed. No distilled water needs to be added to the container if the water from the central manifold is used to cool the instruments.

FACTORY SETTINGS (standard dental unit)

Parameter	Dental unit element	Medium	Required values
Static pressure	Powerblock	air water	0.4 MPa + 0.02 0.25 MPa + 0.02
	Cuspidor block - Cooling container	air	0.25 MPa + 0.02
Airflow through hose (without instrument)	Turbines	air	min. 50 l/min
Rotor cooling airflow (hose, without instrument)	Micro motors	air	min. 11 l/min
Cooling airflow (hose, without instrument)	Turbines, micro motors	air	min. 5 l/min
Cooling water flow (hose, without instrument)	Turbines, micro motors, scalers	water	min. 50l/min
Media flow at syringe	Syringes	water	min. 50 ml/min
		air	min. 5 l/min
Water temperature	Cup filler	water	35 °C ± 5 °C
Suction	Suction hose	air	min. 80 l/min min. 200 l/min
	-small		
	-large	water	min. 0.5 l/min
	Saliva ejector	air	70-110 l/min
	Small aspirator - Venturi	air	70-110 l/min
Luminosity	FARO MAYA LED		luminosity range: 8,000-26,000 lx
	XENOS		luminosity range: 8,000-26,000 lx
Voltage	Neovo DR 22" monitor		24 V DC±0.2 V
	DIPLOMAT camera		5 VDC (USB)

Legend:

T- turbine, M - micro motor, S – syringe, USS - ultrasonic scaler

*Midwest hoses regardless of instrument are also set to 2.5 bar.

6 MAINTENANCE AND REPAIR INSTRUCTIONS

6.1 Maintenance

Instrument and tip maintenance should be performed according to the manufacturer's instructions.



Cuspidor blocks with a central manifold connection require the upstream filter be inspected along with the functionality of any hard water treatment equipment (per the manufacturer's instructions).

6.2 Lubrication

Check or lubricate rotating components using the specified lubricant.

- Pantographic table and light arm stud,
- Tray table studs,
- Assistant's arm stud,
- Foot controller lever stud.

Follow the manufacturer's recommendations when lubricating instruments.

6.3 Inspections during the warranty period

The user must contact an authorized service technician to conduct periodic preventative inspections during the warranty period at regular 3-month intervals.

Inspection is focused on:

- Inspecting inlet filters (for the cleanliness of the media entering the system),
- Inspection of the vacuum system,
- Inspection of the drain waste hose,
- Inspection for play in the backrest (connection with the segment). Tighten as necessary.
- Providing additional information and practical advice with respect to the dental unit,
- Check for the proper use and maintenance of the dental unit and its instruments (per the User Manual),
- Inspection and delivery of any media (inputs, adjusting pressures for turbines, etc.)

The manufacturer has defined a period of 1 to 1.5 hours to complete this work. The authorized service technician must confirm the completion of such periodic inspections on the warranty card.

6.4 Post-warranty inspections and technical audits:

Periodic inspection of the product must be performed by an authorized service technician at 6-month intervals and focuses on:

- An overall inspection of the dental unit and its functional components,
- Inspection and adjustment of working air and water pressures,
- Inspection of the inlet air filter in the powerblock,
- Inspection of electrical components and the electrical installation (for electrical safety)

Technical audit of electrical safety

- Such technical audit is conducted under the regulations of the country in which the dental unit is installed.

6.5 WEK servicing

- Maintenance of the WEK unit is conducted annually and once every 4 years

Annual service (the KIT order number is 50050115)

The required service of the WEK unit must be performed once a year. This maintenance includes a comprehensive inspection of the operation of the device, inspection (and replacement if necessary) of the water dosing valve, replacement of the solenoid valve, check valve, hoses, and filter.

An inspection and cleaning of the mixing container and its sensors must also be completed.

4-year service (the KIT order number is 50050129)

The cover of the mixing container must be replaced once every 4 years, in addition to annual service.

7 CLEANING, DISINFECTION, STERILISATION

i. Information on cleaning, disinfection and sterilisation is described in Chapter 7 of the Diplomat Dental Unit User Manual

8 CLAIMS

8.1 Warranty claims involving spare parts through DIPLOMAT TEC+ app



DIPLOMAT TEC+ application is available in the App Store for iPads and in Google Play for Android tablets.

If part of the product malfunctions, the manufacturer commits to ensure replacement with spare parts at no charge, or for a fee. Claims involving spare parts must be submitted by authorised service technicians using DIPLOMAT TEC+. DIPLOMAT TEC+ is not used to provide technical support. It is used as an organised method for filing claims involving spare parts and providing feedback for our products. The DIPLOMAT TEC+ application is compatible with devices using the iOS and Android operating systems.


The DIPLOMAT TEC+ application requires that service technicians log in for the purposes of ordering spare parts. This is achieved using the same account as used for the service settings of the dental unit in the DIPLOMAT CONNECT application. To create an account in DIPLOMAT TEC+, please contact the service department at DIPLOMAT Dental s.r.o.

Claims procedure for spare parts:

The screenshot shows the login interface of the DIPLOMAT DENTAL SOLUTIONS app. At the top, the logo 'DIPLOMAT DENTAL SOLUTIONS' is displayed. Below it, there are two input fields: 'EMAIL' and 'PASSWORD'. The 'PASSWORD' field has a 'HIDE' button to its right. A black 'LOGIN' button is positioned below the password field. At the bottom of the screen, a virtual keyboard is visible, showing keys for letters, numbers, and special characters.

After logging in, press the SUBMIT button for the part involved in the claim:


Select formLogout



Feedback

The feedback form will only be sent to the Diplomat Dental service department.

SUBMIT



Claim

The claim form will be sent to the Diplomat Dental service department and distributor.

SUBMIT

i. The feedback part of the screen is used to send feedback for our products. Pressing SUBMIT opens up a form via which you can write to us about our product. All feedback is greatly appreciated.

Complete the form:

<Claim

Product

The product data will be pre-filled based on the serial number

Serial number

Type of product

Customer Data

Customer claim reference number

Customer

Client Data

Username

Address and place of installation

<Claim

Client Data

Username

Address and place of installation

Installation

Date of installation

Company name and name of the technician who installed the product

Stanislav Sladeček

Claim description

Description of the problem

<Claim

Delivery

Requested delivery of spare parts

☐ Pick up at Diplomat Dental

☐ By courier

☐ During planned loading

Second cooperating product

Serial number

Type of product (dental unit, chair, compressor)

SEND

Once you enter the product serial number, the type of product field will be propagated automatically. Please provide the details manually if it does not fill in automatically. *

If you claim involves a part delivered as a spare part, enter a serial number of 000000 (six zeros) and enter the phrase "Sold as a spare part" into the product field. *

Customer claim reference number – your reference number for the claim

Customer – who sold the product to the end user (dentist)*

Username – name of the end user (dentist)*

Address and place of installation – address where the product is installed*

Date of installation*

Company name and name of the technician who installed the product

Description of the problem – please provide details of the problem, the reason for the claim involving the part, symptoms, and efforts you made to resolve the problem. Providing the details will expedite the resolution of your claim.

Add photos or videos – this space is reserved for you to add photos or videos of the part involved in the claim. You may take photos using the application, but videos must be recorded in advance. Adding photos / videos will also expedite the resolution of your claim.

Spare part requested in the claim – specify parts of the claim in this section. Always use the spare part codes to avoid misunderstandings. If you do not know the code of the spare part, contact our technical support before you file your claim.*

Requested delivery of spare parts - select one of the options: *

- Pick up at Diplomat Dental – pick up spare parts from the company's registered office,
- By courier - choose this option to have spare parts delivered by courier,
- During planned loading - choose this option to have spare parts delivered together with your next planned delivery

Second cooperating product Serial number - the serial number of a product cooperating with the product involved in a claim, such as a micro motor, dental chair, etc.

Type of product – special description

*Required field

The left screenshot shows the 'Feedback' and 'Claim' forms. The 'Feedback' form has a title 'Feedback' and a note 'The feedback form will only be sent to the Diplomat Dental service department.' Below it is a 'Form upload' dialog box with the text 'All data sent' and an 'OK' button. The 'Claim' form has a title 'Claim' and a note 'The claim form will be sent to the Diplomat Dental service department and distributor.' Below it is a 'SUBMIT' button.

The right screenshot shows the 'Claim' form. It has a title 'Claim' and a note 'The product data will be pre-filled based on the serial number'. Below it is a 'Serial number' field. Then there is a 'Type of product' field. A confirmation dialog box is shown over the form with the text 'Are you sure you want to close this form? The form data will be lost.' and two buttons: 'No' and 'Yes'.

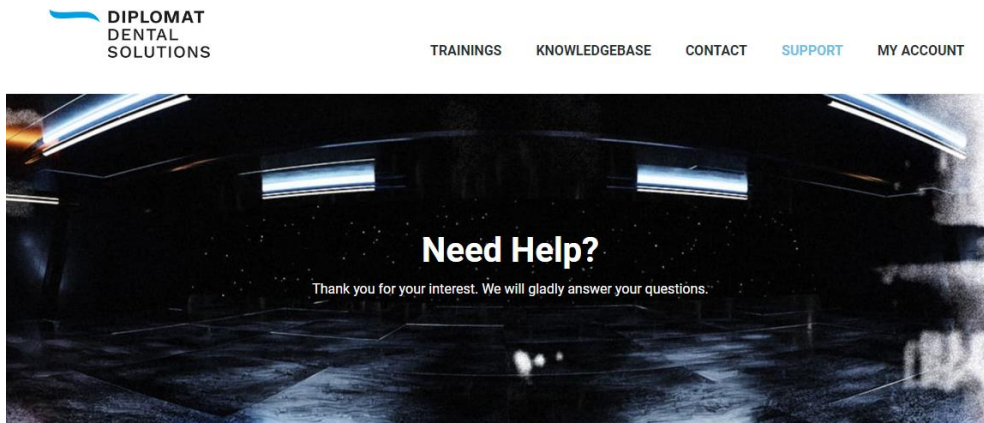
You can terminate the process of filing a claim at any time by pressing the arrow in the upper left-hand corner.

Once the claim is filed, a service technician will receive email confirmation. If the service technician is the distributor's subcontractor, the distributor also receives a copy of the claim via email. In such case, the distributor must confirm receipt of the claim by forwarding a copy to claims@diplomat-dental.com.

Every received claim will then be reviewed by DIPLOMAT DENTAL and/or the manufacturer of the device/equipment. Every claim will be confirmed or rejected within the period stipulated by the Consumer Protection Act.

8.2 Warranty claims involving spare parts through Ticket portal

To get to the TICKET PORTAL, open your web browser (PC, mobile phone, tablet, ...) as a logged in user head to <https://www.diplomat-service.com/support/> and click on TICKET PORTAL.

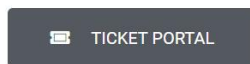


If you wish to purchase our products or spare parts, or you need informations about our portfolio, please [contact our sales team](#).

If you need support from our aftersales technical team, please submit a ticket with your query and we will get back to you soon.

Please fill in the form on the TICKET PORTAL page, give us as much information as possible to speed up solving your query.

! For Warranty Claims always fill in Serial number of the product and Date of installation.



Your account will be bound to your e-mail address. There is an e-mail activation procedure rather than password protection for your account. Always use the same e-mail account as this way you can see the history of your tickets.

Enter your e-mail address in the Log in form.

After submitting your e-mail address, an e-mail with an activation link will be sent to your e-mail address.

Authentication to Technical Support Support Portal

[Log In](#)

If the 'Log In' button does not work, open the following URL in your browser:

<https://ticket.diplomat-service.com/help/100052075/auth/eyJpdil6lnl3QW56Z5yMHoyc0lzMjllVvb0E9PSIsInZhbHVlIjoZ08xazMrZkI4MnQ3R1RFbHBnS0krQT09liwibWFjIjoIMzBjMTIIMzE5NjgyNzRmMjhwNWNiOWY0OGNhZmF>

Clicking the Log In button will take you to your TICKET PORTAL account.

You can see all your tickets in My Tickets section.

To submit a new ticket, click the Submit a Ticket button and fill in the form. You will receive the answer by e-mail.

Submit a Ticket

Warranty Claim ▼

Model One 100 ▼

234332

2023-07-04

Your reference number

Message*

Add attachments

Odoslať

© 2023 DIPLOMAT Technical Support

Submitting new TICKET:

Warranty claim – use this option to claim a warranty replacement spare part

Technical support – use this option for any other kind of support (general questions, unable to find a spare part code reference, etc ...)

Feedback – use this option to leave us feedback about our products. Any feedback is highly appreciated

8.3 Warranty conditions

Installation of the dental unit and any repairs during the warranty period must be performed by authorised personnel. i.e. a service technician. Any intervention by unauthorised personnel will result in a loss of the product's warranty. Claims are classified as hidden defects. Any defects caused by improper handling or external factors will not be honoured. See the warranty card for the complete version of the warranty conditions.

Dental instruments and separators will not be sent in advance for replacement. Each of them must be inspected by the manufacturer, which repairs them or replaces defective components. Other parts of the dental units will be replaced as quickly as possible. Non-functioning spare parts must be sent back to DIPLOMAT DENTAL for inspection, unless otherwise specified. Any parts involving claims must be cleaned and disinfected prior to being returned to the manufacturer.

8.4 Warranty periods

The warranty periods are specified on the product warranty card. The warranty card is part of the packaging. Product registration is critical due to any future claims. You may register your product by completing the registration form or doing so online.



DIPLOMAT DENTAL s.r.o.
VRBOVSKÁ CESTA 17
921 01 PIEŠŤANY
SLOVAK REPUBLIC

